

HSBC Global Investment Funds

CHINESE EQUITY

Marketing communication | Monthly report 30 April 2026 | Share class AC

Investment objective

The Fund aims to provide long term capital growth by investing in a portfolio of Chinese shares, while promoting environmental, social and governance (ESG) characteristics. The Fund qualifies under Article 8 of SFDR.

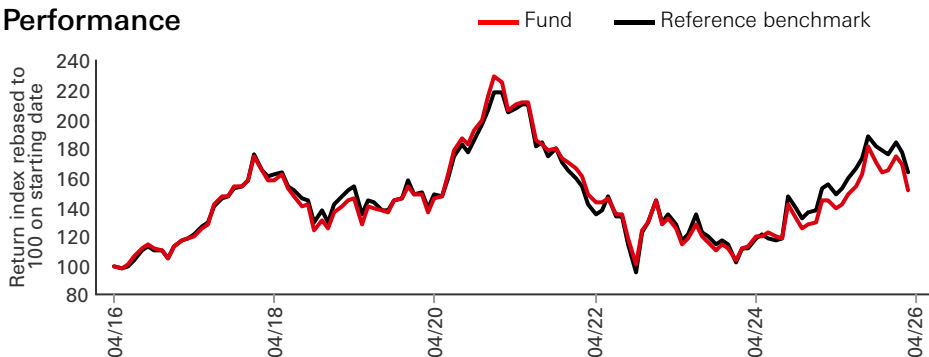
Investment strategy

The Fund is actively managed. In normal market conditions, the Fund will invest at least 90% of its assets in shares (or securities similar to shares) of companies of any size that are based in or carry out the larger part of their business activities in, China, including Hong Kong SAR. The Fund includes the identification and analysis of a company's environmental and social factors and corporate governance practices as an integral part of the investment decision making process. Companies considered for inclusion within the Fund's portfolio will be subject to excluded activities in accordance with HSBC Asset Management's Responsible Investment Policies, which may change from time to time. The Fund can invest up to 70% in China A and China B-shares, up to 10% of its assets in other funds, up to 10% in Real Estate Investment Trusts and may invest in bank deposits and money market instruments for treasury purposes. See the Prospectus for a full description of the investment objectives and derivative usage.

Main risks

- The Fund's unit value can go up as well as down, and any capital invested in the Fund may be at risk.
- The value of investible securities can change over time due to a wide variety of factors, including but not limited to: political and economic news, government policy, changes in demographics, cultures and populations, natural or human-caused disasters etc.
- The Fund may invest in Emerging Markets, these markets are less established, and often more volatile, than developed markets and involve higher risks, particularly market, liquidity and currency risks.

Performance



Share Class Details

Key metrics

| | |
|---------------------|-------------------|
| NAV per Share | USD 130.09 |
| Performance 1 month | 9.99% |
| Volatility 3 years | 21.98% |

Fund facts

| | |
|---------------------------|--|
| UCITS V compliant | Yes |
| Dividend treatment | Accumulating |
| Dealing frequency | Daily |
| Valuation Time | 17:00 Luxembourg |
| Share Class Base Currency | USD |
| Domicile | Luxembourg |
| Inception date | 14 April 2003 |
| Fund Size | USD 845,017,148 |
| Reference benchmark | 100% MSCI China 10/40 Net |
| Managers | Caroline Yu Maurer Nora Zhang |

Fees and expenses

| | |
|------------------------------------|------------------|
| Minimum Initial Investment | USD 5,000 |
| Ongoing Charge Figure ¹ | 1.896% |

Codes

| | |
|------------------|---------------------|
| ISIN | LU0164865239 |
| Valoren | 1578844 |
| Bloomberg ticker | HSBCHEA LX |

¹Ongoing Charges Figure is based on expenses over a year. The figure includes annual management charge but not the transaction costs. Such figures may vary from time to time.

Past performance does not predict future returns. The figures are calculated in the share class base currency, dividend reinvested, net of fees.

This is a marketing communication. Please refer to the prospectus and to the KID before making any final investment decisions. For definition of terms, please refer to the Glossary QR code and Prospectus.

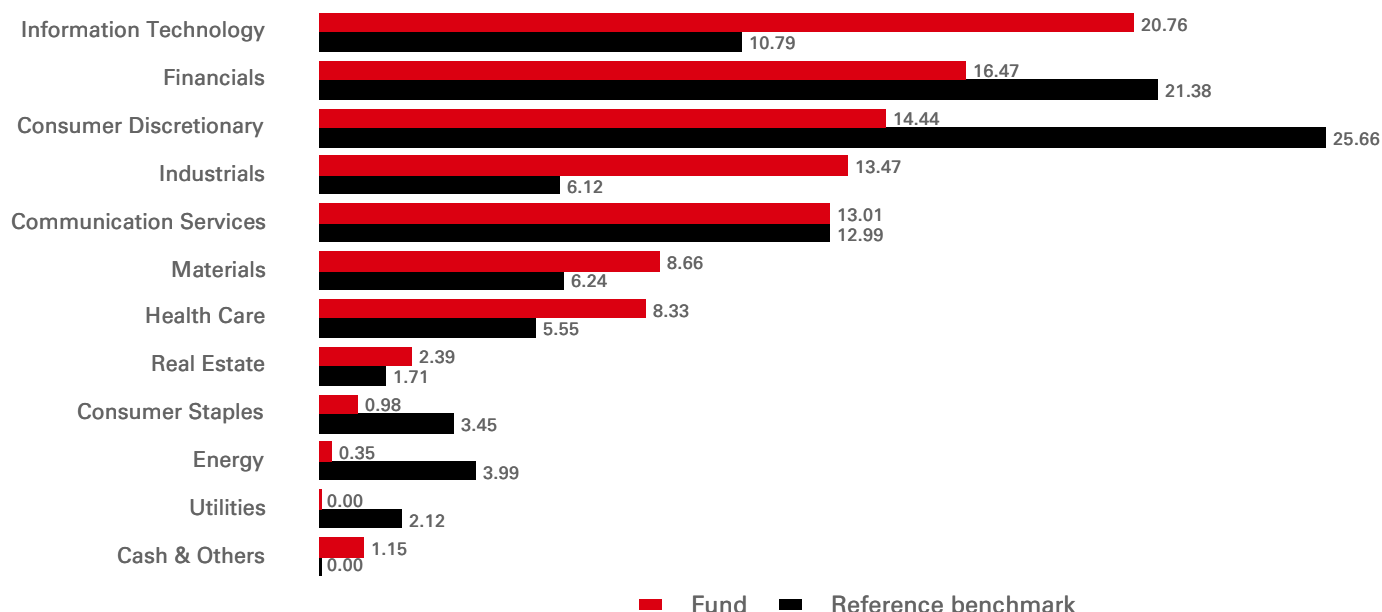
Source: HSBC Asset Management, data as at 30 April 2026

| Performance (%) | YTD | 1 month | 3 months | 6 months | 1 year | 3 years ann | 5 years ann | 10 years ann |
|---------------------|-------------|-------------|--------------|--------------|--------------|-------------|--------------|--------------|
| AC | 1.03 | 9.99 | -4.49 | -2.34 | 19.76 | 9.92 | -4.45 | 5.28 |
| Reference benchmark | -3.36 | 4.13 | -7.58 | -6.21 | 14.58 | 10.01 | -3.78 | 5.51 |

| Rolling Performance (%) | 30/04/25-30/04/26 | 30/04/24-30/04/25 | 30/04/23-30/04/24 | 30/04/22-30/04/23 | 30/04/21-30/04/22 | 30/04/20-30/04/21 | 30/04/19-30/04/20 | 30/04/18-30/04/19 | 30/04/17-30/04/18 | 30/04/16-30/04/17 |
|-------------------------|-------------------|-------------------|-------------------|-------------------|-------------------|-------------------|-------------------|-------------------|-------------------|-------------------|
| AC | 19.76 | 16.67 | -4.94 | -12.15 | -31.76 | 43.05 | -0.03 | -7.35 | 31.46 | 20.62 |
| Reference benchmark | 14.58 | 25.24 | -7.21 | -5.31 | -34.58 | 39.14 | -3.35 | -4.86 | 32.97 | 21.88 |

| Equity characteristics | Fund | Reference benchmark | 3-Year Risk Measures | AC | Reference benchmark |
|------------------------------|---------|---------------------|----------------------|--------|---------------------|
| No. of holdings ex cash | 86 | 578 | Volatility | 21.98% | 23.00% |
| Average Market Cap (USD Mil) | 168,102 | 114,673 | Information ratio | -0.01 | -- |
| | | | Beta | 0.91 | -- |

Sector Allocation (%)



| MSCI ESG Score | ESG score | E | S | G |
|---------------------|-----------|-----|-----|-----|
| Fund | 6.4 | 6.4 | 5.2 | 5.3 |
| Reference benchmark | 6.4 | 6.4 | 5.1 | 5.0 |

The MSCI ESG Key Issue Score is the numerical, weighted average of MSCI's E, S, and G pillar scores. A higher number indicates a more favourable ESG profile in the view of MSCI. The weighted averages of the Key Issue Scores are aggregated and companies' scores are normalized by their industries. After any overrides are factored in, each company's Final Industry-Adjusted Score corresponds to a rating. For more information, see MSCI ESG Ratings Methodology @<https://www.msci.com/esg-and-climate-methodologies>

| Top 10 Holdings | Sector | Weight (%) |
|---|------------------------|-------------------|
| Alibaba Group Holding Ltd | Consumer Discretionary | 7.93 |
| Tencent Holdings Ltd | Communication Services | 7.48 |
| China Construction Bank Corp | Financials | 6.03 |
| Zijin Mining Group Co Ltd | Materials | 4.95 |
| Ping An Insurance Group Co of China Ltd | Financials | 4.23 |
| NetEase Inc | Communication Services | 3.22 |
| Contemporary Amperex Technology Co Ltd | Industrials | 2.93 |
| Delta Electronics Inc | Information Technology | 2.70 |
| Weichai Power Co Ltd | Industrials | 2.68 |
| Zhongji Innolight Co Ltd | Information Technology | 2.59 |

Risk Disclosure

- Investment Leverage occurs when the economic exposure is greater than the amount invested, such as when derivatives are used. A Fund that employs leverage may experience greater gains and/or losses due to the amplification effect from a movement in the price of the reference source.
- Where overseas investments are held the rate of currency exchange may cause the value of such investments to go down as well as up.
- Further information on the potential risks can be found in the Key Information Document (KID) and/or the Prospectus or Offering Memorandum.

Index Disclaimer


Source: MSCI. The MSCI information may only be used for your internal use, may not be reproduced or disseminated in any form and may not be used as a basis for or a component of any financial instruments or products or indices. None of the MSCI information is intended to constitute investment advice or a recommendation to make (or refrain from making) any kind of investment decision and may not be relied on as such. Historical data and analysis should not be taken as an indication or guarantee of any future performance analysis, forecast or prediction. The MSCI information is provided on an "as is" basis and the user of this information assumes the entire risk of any use made of this information. MSCI, each of its affiliates and each other person involved in or related to compiling, computing or creating any MSCI information (collectively, the "MSCI Parties") expressly disclaims all warranties (including, without limitation, any warranties of originality, accuracy, completeness, timeliness, non-infringement, merchantability and fitness for a particular purpose) with respect to this information. Without limiting any of the foregoing, in no event shall any MSCI Party have any liability for any direct, indirect, special, incidental, punitive, consequential (including, without limitation, lost profits) or any other damages. (www.msci.com)

Benchmark disclosure

The Investment Advisor will use its discretion to invest in securities not included in the reference benchmark based on active investment management strategies and specific investment opportunities. It is foreseen that a significant percentage of the Fund's investments will be components of the reference benchmark. However, their weightings may deviate materially from those of the reference benchmark. Any deviations with respect to the benchmark are monitored within a comprehensive risk framework, which includes monitoring at security level. The deviation of the Fund's performance relative to the benchmark is monitored, but not constrained, to a defined range. The reference benchmark has a high level of concentration. This means that a small number of securities make up a significant proportion of the benchmark.

Source: HSBC Asset Management, data as at 30 April 2026

Follow us on:



For more information please contact us
at Tel: +41 (0) 44 206 26 00.

Website:

www.assetmanagement.hsbc.com/ch

Glossary



[www.assetmanagement.hsbc.ch/api/v1/
download/document/lu0164939612/ch/
en/glossary](http://www.assetmanagement.hsbc.ch/api/v1/download/document/lu0164939612/ch/en/glossary)

Important Information

This marketing document is intended solely for professional investors in Switzerland. It does not constitute a recommendation to buy or sell any investment product and does not replace legal or tax advice. This document has no contractual value. The fund is authorized for distribution in Switzerland according to article 120 of CISA. The representative in Switzerland is: HSBC Asset Management (Switzerland) AG, Gartenstrasse 26, Postfach, CH-8002 Zürich, Schweiz. Paying agent: HSBC Private Bank (Suisse) S.A., Quai des Bergues 9-17, P. O. Box 2888, CH-1211 Geneva 1. Investors can obtain the prospectus, Key Information Document (KID), articles of incorporation, and the (semi-) annual report free of charge from the representative. The shares in the fund have not been and will not be registered under the US Securities Act of 1933 and are not available for sale to US persons. Past performance is not an indication of future returns. Please consult the KID and prospectus before investing.