

Schroder International Selection Fund Global Inflation Linked Bond

C Accumulation USD Hedged | Data as at 31.10.2025

Fund objectives and investment policy

The fund aims to provide capital growth and income in excess of the ICE BofA Global Governments Inflation-Linked EUR Hedged Index after fees have been deducted over a three to five year period by investing in inflation-linked bonds.

Above is the Investment Objective of the fund. For details on the fund's Investment Policy please see the KID.

The Fund has environmental and/or social characteristics (within the meaning of Article 8 SFDR).

The fund maintains a higher overall sustainability score than its sustainability benchmark based on the investment manager's rating system.

Relevant risks associated with an investment in this fund are shown below and should be carefully considered before making any investment. Past Performance is not a guide to future performance and may not be repeated. The value of investments and the income from them may go down as well as up and investors may not get back the amounts originally invested. Exchange rate changes may cause the value of investments to fall as well as rise. Performance data does not take into account any commissions and costs, if any, charged when units or shares of any fund, as applicable, are issued and redeemed.

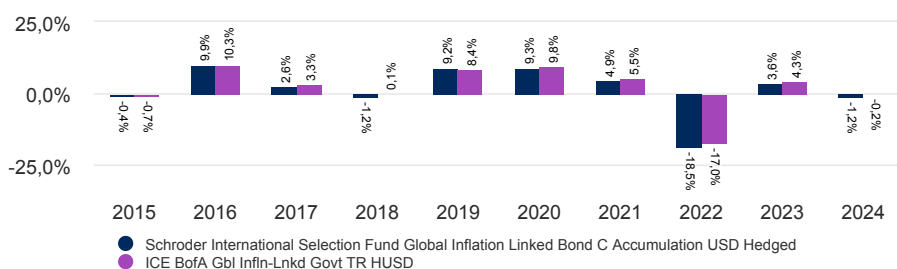
Share class performance (%)

Cumulative performance	1 month	3 months	YTD	1 year	3 years	5 years	10 years
Share class (Net)	1,3	2,3	5,2	4,1	7,7	-7,0	20,7
Target	1,2	2,2	5,1	3,7	9,4	-2,6	28,3

Discrete yearly performance (%)	Oct 15 - Oct 16	Oct 16 - Oct 17	Oct 17 - Oct 18	Oct 18 - Oct 19	Oct 19 - Oct 20	Oct 20 - Oct 21	Oct 21 - Oct 22	Oct 22 - Oct 23	Oct 23 - Oct 24	Oct 24 - Oct 25
Share class (Net)	10,3	-0,6	1,0	9,0	7,4	5,3	-17,9	-2,7	6,4	4,1
Target	10,4	0,2	1,3	9,9	7,0	6,0	-16,1	-2,1	7,8	3,7

Calendar year performance	2015	2016	2017	2018	2019	2020	2021	2022	2023	2024
Share class (Net)	-0,4	9,9	2,6	-1,2	9,2	9,3	4,9	-18,5	3,6	-1,2
Target	-0,7	10,3	3,3	0,1	8,4	9,8	5,5	-17,0	4,3	-0,2

Performance over 10 years (%)



Ratings and accreditation



CCC B BB BBB A AA AAA



Please refer to the Source and ratings information section for details on the icons shown above.

Fund facts

Fund manager	James Ringer Julien Houdain
Managed fund since	30.06.2020 ; 30.06.2023
Fund management company	Schroder Investment Management (Europe) S.A.
Domicile	Luxembourg
Fund launch date	28.11.2003
Share class launch date	31.03.2004
Fund base currency	EUR
Share class currency	USD
Fund size (Million)	EUR 356,47
Number of holdings	235
Target	ICE BofA Gbl Infln-Lnkcd Govt TR HUSD
Unit NAV	USD 38,2225
Dealing frequency	Daily
Distribution frequency	No Distribution

Fees & expenses

Entry charge up to	1,00%
Ongoing charge	0,55%
Redemption fee	0,00%

Purchase details

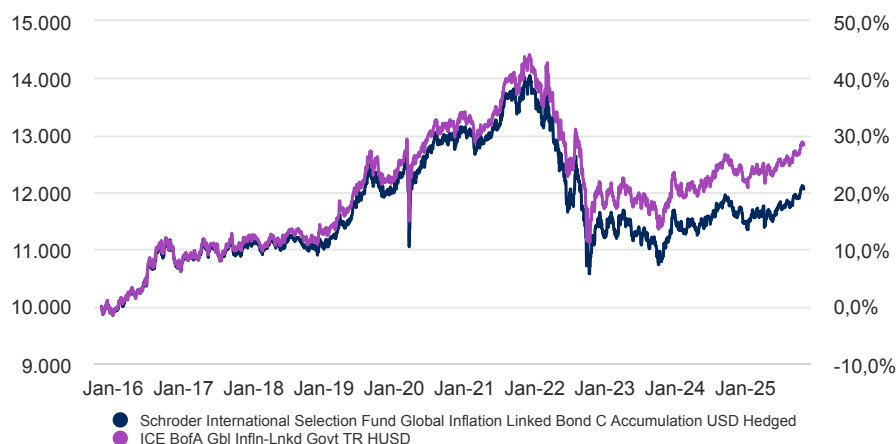
Minimum initial subscription	USD 1.000 ; EUR 1.000 or their near equivalent in any other freely convertible currency.
------------------------------	--

Codes

ISIN	LU0188096720
Bloomberg	SCHGRUC LX
SEDOL	B00FSX3

C Accumulation USD Hedged | Data as at 31.10.2025

10 year return of USD 10.000



The chart is for illustrative purposes only and does not reflect an actual return on any investment.

Returns are calculated bid to bid (which means performance does not include the effect of any initial charges), net income reinvested, net of fees.

Risk considerations

Currency risk / hedged shareclass: The currency hedging of the share class may not be fully effective and residual currency exposure may remain. The cost associated with hedging may impact performance and potential gains may be more limited than for unhedged share classes.

Counterparty risk: The fund may have contractual agreements with counterparties. If a counterparty is unable to fulfil their obligations, the sum that they owe to the fund may be lost in part or in whole.

Credit risk: If a borrower of debt provided by the fund or a bond issuer experiences a decline in financial health, their ability to make payments of interest and principal may be affected, which may cause a decline in the value of the fund.

Currency risk: If the fund's investments are denominated in currencies different to the fund's base currency, the fund may lose value as a result of movements in foreign exchange rates, otherwise known as currency rates. If the investor holds a share class in a different currency to the base currency of the fund, investors may be exposed to losses as a result of movements in currency rates.

Derivatives risk: Derivatives, which are financial instruments deriving their value from an underlying asset, may be used for investment purposes and/ or to manage the portfolio efficiently. A derivative may not perform as expected, may create losses greater than the cost of the derivative and may result in losses to the fund.

Interest rate risk: The fund may lose value as a direct result of interest rate changes.

Issuer risk: The fund is permitted to invest more than 35% of its scheme property in transferable securities and money market instruments issued or guaranteed by an EEA State / governments of the following countries: France, Germany, Italy, UK and US.

Liquidity risk: In difficult market conditions, the fund may not be able to sell a security for full value or at all. This could affect performance and could cause the fund to defer or suspend redemptions of its shares, meaning investors may not be able to have immediate access to their holdings.

Market risk: The value of investments can go up and down and an investor may not get back the amount initially invested.

Operational risk: Operational processes, including those related to the safekeeping of assets, may fail. This may result in losses to the fund.

Performance risk: Investment objectives express an intended result but there is no guarantee that such a result will be achieved. Depending on market conditions and the macro economic environment, investment objectives may become more difficult to achieve.

Sustainability risk: The fund has environmental and/or social characteristics. This means it may have limited exposure to some companies, industries or sectors and may forego certain investment opportunities, or dispose of certain holdings, that do not align with its sustainability criteria chosen by the investment manager. The fund may invest in companies that do not reflect the beliefs and values of any particular investor.

Summary risk indicator (SRI)

LOWER RISK

Potentially lower reward

HIGHER RISK

Potentially higher reward



The risk category was calculated using historical performance data (or indicative fund performance during periods of suspension) and may not be a reliable indicator of the fund's future risk profile. The fund's risk category is not guaranteed to remain fixed. Please see the Key Information Document for more information.

Risk statistics & financial ratios

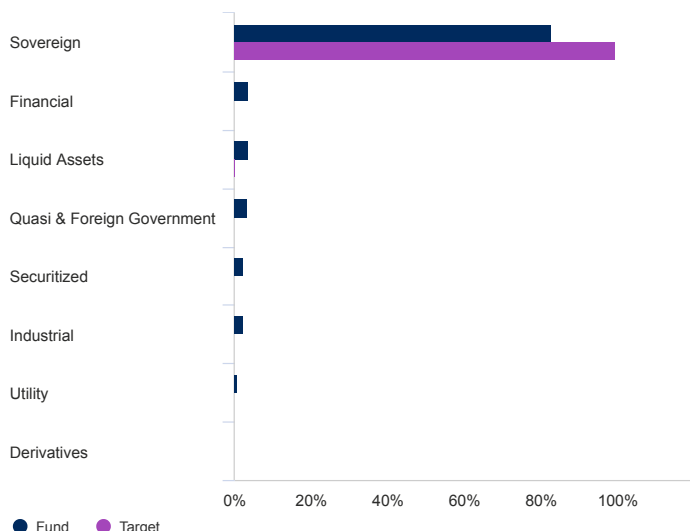
	Fund	Target
Annual volatility (%) (3y)	5,7	5,5
Effective duration (years)	8,6	-
Current yield (%)	1,9	-
Yield to maturity	2,5	-

Source: Morningstar. The above ratios are based on bid to bid price based performance data of the unhedged equivalent share class.

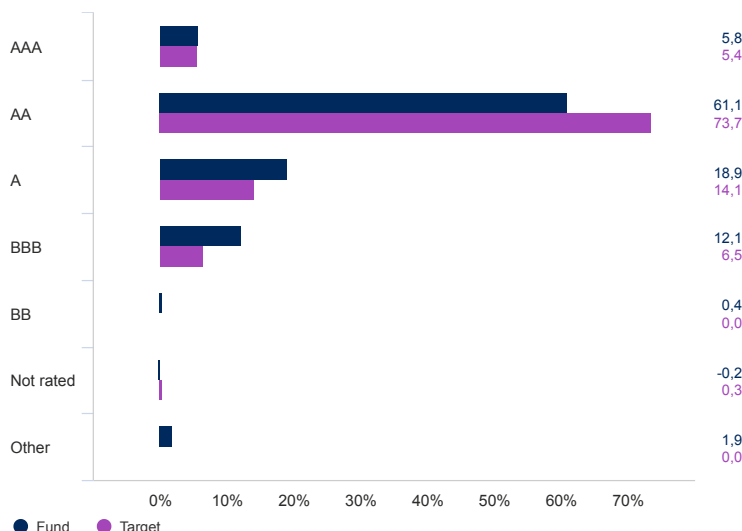
C Accumulation USD Hedged | Data as at 31.10.2025

Asset allocation

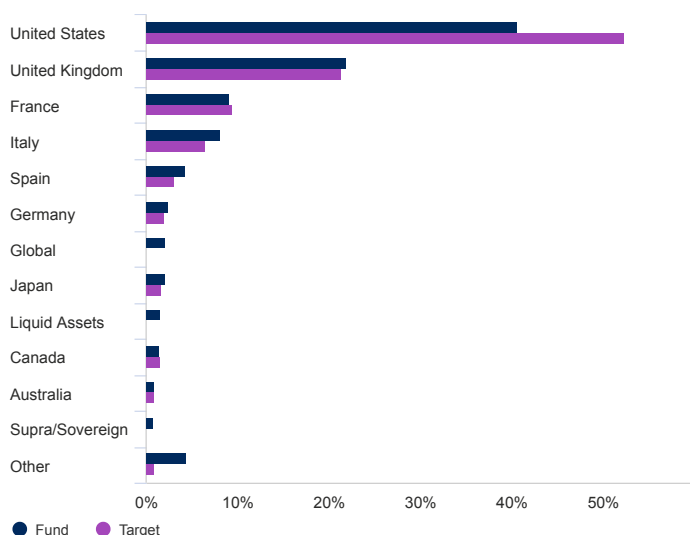
Sector (%)



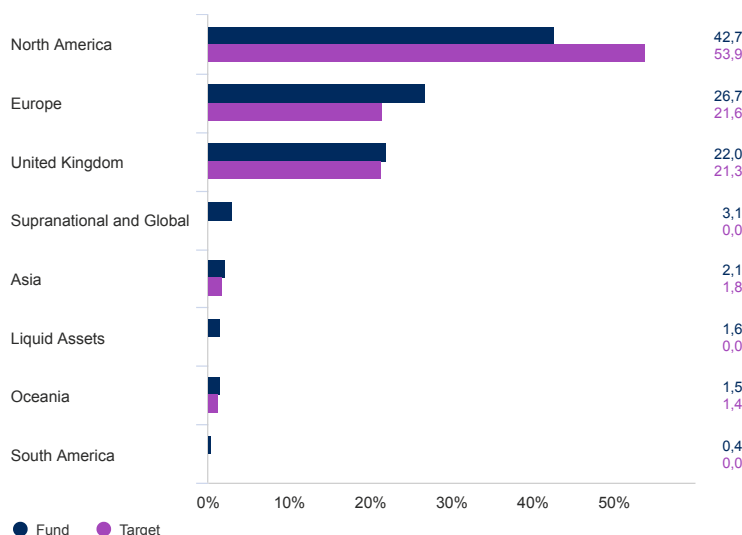
Credit quality (%)



Geographical breakdown (%)



Region (%)



Top 10 holdings (%)

Holding name	%
TREASURY 0.7500 22/11/2033 SERIES 3MO	3,2
SISF ALT SECURITISED INC I USD ACC	2,2
United States Treasury Inflation Indexed Bonds 0.1250 15/07/2030	1,9
FRANCE OATe 1.85% 25/07/2027	1,8
US TREASURY NOTES I/L 0.875% 15/01/2029	1,8
FRANCE OATe 3.15% 25/07/2032	1,8
US TREASURY INFL (TII) 3.875% 15/04/2029	1,7
ITALY BTPS IL 2.55% 15/09/2041	1,7
US TREASURY INFL (TII) 0.3750 15/1/2027	1,7
US TREASURY INFL (TII) 0.500015/01/2028	1,7

Source: Schroders. Top holdings and asset allocation are at fund level.

C Accumulation USD Hedged | Data as at 31.10.2025

Share class available

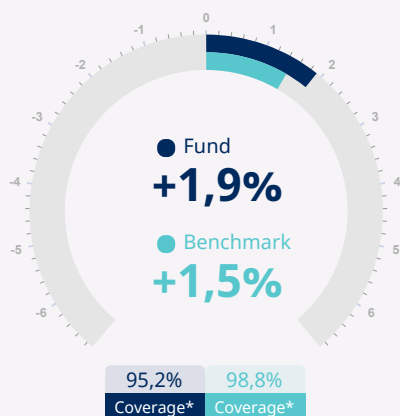
	C Accumulation USD Hedged	C Distribution USD Hedged
Distribution frequency	No Distribution	Annually
ISIN	LU0188096720	LU0294150999
Bloomberg	SCHGRUC LX	SCHGICH LX
SEDOL	B00FSX3	B1VVC2

C Accumulation USD Hedged | Data as at 31.10.2025

Proprietary Sustainability Metrics %

Overall Impact

Data as at 31.10.2025



The sustainability scores of the fund and the benchmark are shown. The benchmark is the ICE BofAML Global Governments - Inflation Linked (Hedged to EUR).

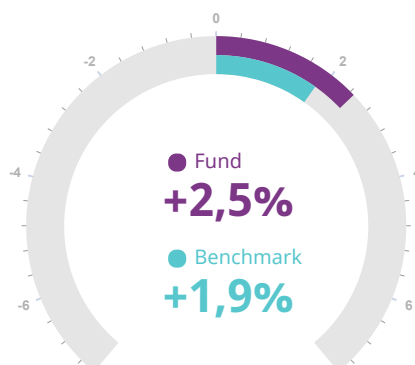
The Schroders Impact score is based on Schroders' proprietary tool, SustainEx™. SustainEx™ provides an estimate of the potential societal or environmental impact that may be created by the companies and other issuers in which the fund is invested. The result is expressed as a notional percentage (positive or negative) of sales of the relevant underlying companies and other issuers. For example, a SustainEx™ score of +2% would mean a company contributes \$2 of relative notional positive impact (i.e. benefits to society) per \$100 of sales.

We calculate SustainEx™ scores for companies and other issuers in the fund to arrive at the total fund score.

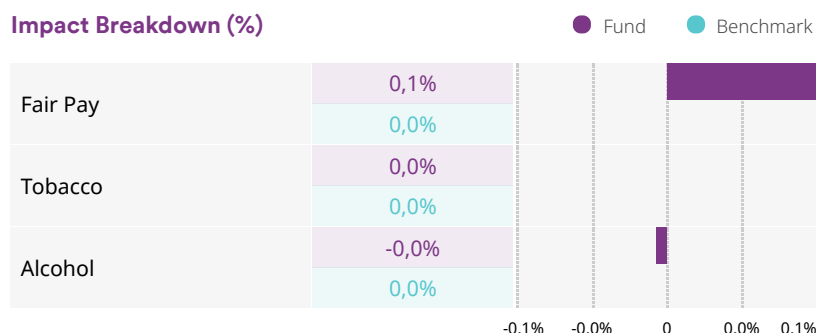
The "Overall Impact" shown is a measure of the fund's estimated impact compared to that of its benchmark, in each case calculated as a relative notional percentage as described above.

The "Impact on People" and "Impact on Planet" measure the fund's estimated underlying benefits and harms, as compared to its benchmark, in each case calculated as a relative notional percentage as described above.

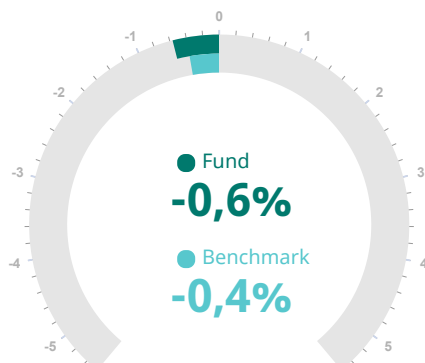
Overall Impact On: People



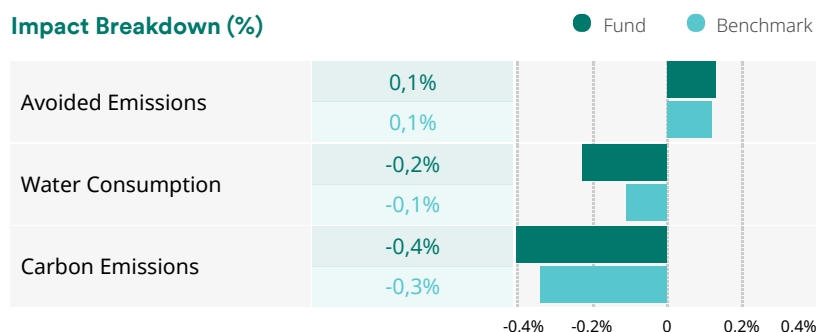
Impact Breakdown (%)



Overall Impact On: Planet



Impact Breakdown (%)



C Accumulation USD Hedged | Data as at 31.10.2025

Principal Adverse Impacts Measures

The table below shows some of the Principal Adverse Impacts (PAIs) of this fund and its benchmark, where applicable. The PAIs are the indicators referred to below which aim to show the negative effects that investment decisions, made in respect of the fund's portfolio, have on sustainability factors. Sustainability factors are defined in the SFDR as environmental, social and employee matters, respect for human rights, anti-corruption and anti-bribery matters. We also identify the coverage, which refers to the percentage of indicator data available at month-end for the underlying holdings of the fund and the benchmark, where applicable.

Category	Measure	Description	Units	Fund	Benchmark
Planet	Sovereign GHG intensity	GHG intensity of investee countries	Metric tons CO2e/ €bn GDP	200,4 Coverage*: 98,5%	199,9 Coverage*: 100,0%

Source: MSCI.
The aggregation of benchmark level metrics has been calculated by Schroders, not MSCI. Benchmark used is the ICE BofAML Global Governments - Inflation Linked (Hedged to EUR).

Contact information

Schroder Investment Management (Europe) S.A.
5, rue Höhenhof
Sennigerberg
Luxembourg
L-1736
Tel: +352 341 342 202
Fax: +352 341 342 342

For your security, communications may be recorded or monitored.

Information relating to changes in fund manager, investment objective, benchmark and corporate action information

Benchmarks: (If applicable)

Some performance differences between the fund and the benchmark may arise because the fund performance is calculated at a different valuation point from the benchmark. The target benchmark has been selected because it is representative of the type of investments in which the fund is likely to invest, and it is, therefore, an appropriate target in relation to the return that the fund aims to provide. The investment manager invests on a discretionary basis and there are no restrictions on the extent to which the fund's portfolio and performance may deviate from the benchmark. The investment manager will invest in companies or sectors not included in the benchmark in order to take advantage of specific investment opportunities.

Source and ratings information

Source of all performance data, unless otherwise stated: Morningstar, bid to bid, net income reinvested, net of fees.

Aggregated SustainEx metric definitions are: Carbon emissions: Environmental and societal cost of carbon emissions (scope 1,2 and 3). Water consumption: Environmental and societal cost of companies' and countries' freshwater withdrawal. Assigned based on reported water usage. Avoided carbon emissions: Environmental and societal benefits of activities and technologies that enable system-wide reductions in carbon emissions, including companies' products and services and country investments in clean energy. Fair pay: Societal benefits or costs of companies over- or under-paying staff relative to local living wages (for regions in which they operate). Alcohol: Societal cost of alcohol consumption (assigned to alcohol producers). Tobacco: Societal cost of smoking (assigned to tobacco producers).

Energy exposure definitions are: Coal exposure: Measures the weight of the portfolio exposed to companies deriving revenue from the mining of thermal coal (including lignite, bituminous, anthracite and steam coal) and its sale to external parties. It excludes: revenue from metallurgical coal; coal mined for internal power generation (e.g. in the case of vertically integrated power producers); intra-company sales of mined thermal coal; and revenue from coal trading. Tar sands exposure: Measures the weight of the portfolio exposed to companies deriving revenue from oil sands extraction for a set of companies that own oil sands reserves and disclose evidence of deriving revenue from oil sands extraction. This factor does not include revenue from non-extraction activities (e.g. exploration, surveying, processing, refining); ownership of oil sands reserves with no associated extraction revenues; revenue from intra-company sales.

*Coverage, which refers to the percentage of indicator data available at month-end for the underlying holdings of the fund and the benchmark, where applicable.

Impact scores: These are generated using Schroders' proprietary tool SustainEx™.

MSCI ESG Research rating: Produced by MSCI ESG Research as of the "reporting date". MSCI ESG Research LLC's ("MSCI ESG") Fund Metrics and Ratings (the "Information") provide environmental, social and governance data with respect to underlying securities within more than 31,000 multi-asset class mutual funds and ETFs globally. MSCI ESG is a registered investment adviser under the U.S. Investment Advisers Act of 1940. MSCI ESG materials have not been submitted to, nor received approval from, the U.S. Securities and Exchange Commission or any other regulatory body. None of the Information constitutes an offer to buy or sell, or a promotion or recommendation of, any security, financial instrument or product or trading strategy, nor should it be taken as an indication or guarantee of any future performance, analysis, forecast or prediction. The Information should not be used to determine which securities to buy or sell or when to buy or sell them. The Information is provided "as is" and the user of the Information assumes the entire risk of any use it may make or permit to be made of the Information. Information herein is believed to be reliable but Schroders does not warrant its completeness or accuracy. No responsibility can be accepted for errors of fact or opinion whether on MSCI or Schroders' part. Reliance should not be placed on the views and information in the document when taking individual investment and/or strategic decisions. Schroders has expressed its own views in this document and these may change. Please note that onward use of the data contained within this document is subject to applicable MSCI licensing requirements. Please note that if you wish to disclose this data for your own purposes, you will need to agree an appropriate licence with MSCI. For further information, please go to [MSCI ESG Ratings Further Information](#).

MSCI: Certain information contained herein (the "Information") is sourced from/copyright of MSCI Inc., MSCI ESG Research LLC, or their affiliates ("MSCI"), or information providers (together the "MSCI Parties") and may have been used to calculate scores, signals, or other indicators. The Information is for internal use only and may not be reproduced or disseminated in whole or part without prior written permission. The Information may not be used for, nor does it constitute, an offer to buy or sell, or a promotion or recommendation of, any security, financial instrument or product, trading strategy, or index, nor should it be taken as an indication or guarantee of any future performance. Some funds may be based on or linked to MSCI indexes, and MSCI may be compensated based on the fund's assets under management or other measures. MSCI has established an information barrier between index research and certain Information. None of the Information in and of itself can be used to determine which securities to buy or sell or when to buy or sell them. The Information is provided "as is" and the user assumes the entire risk of any use it may make or permit to be made of the Information. No MSCI Party warrants or guarantees the originality, accuracy and/or completeness of the Information and each expressly disclaims all express or implied warranties. No MSCI Party shall have any liability for any errors or omissions in connection with any Information herein, or any liability for any direct, indirect, special, punitive, consequential or any other damages (including lost profits) even if notified of the possibility of such damages.

SustainEx™ provides an aggregate estimate of the social and environmental costs and benefits that an issuer may create. It does this by scoring the issuer against a list of indicators – scores may be positive (for example, when an issuer pays more than average living wages) or negative (for example, when an issuer emits carbon). The result is expressed as an aggregate score of the sustainability indicators for each issuer, specifically a notional percentage (positive or negative) of sales or GDP of the relevant underlying issuer. SustainEx™ utilises and is reliant on third party data (including third party estimates) as well as Schroders' own modelling assumptions, and the outcome may differ from other sustainability tools and measures. Where SustainEx™ relies on data and estimates produced by third parties, Schroders cannot and does not warrant the accuracy, completeness and adequacy of such third party data and estimates. Like any model, SustainEx™ will evolve and develop over time as Schroders continues to assess, refine and add to the metrics and their relative contributions. Generating SustainEx™ scores involves an element of judgment and subjectivity across the different metrics chosen by Schroders, and accordingly Schroders does not accept any liability arising from any inaccuracy or omission in, or the use of or reliance on, SustainEx™ scores. As the model evolves, changes made to how metrics are applied may result in changes to the SustainEx™ score of any issuer and ultimately the overall fund/portfolio score. At the same time, of course, the issuer's SustainEx™ performance might improve or deteriorate. Schroders' proprietary sustainability tools including SustainEx™ may not cover all of a fund/portfolio's holdings from time to time, in which case Schroders may use a range of alternative methods to assess the relevant holding. In addition, certain types of assets (such as cash) are treated as neutral and are therefore not considered by our proprietary tools. Other types of assets such as equity indices and index derivatives may not be considered by our proprietary tools and in such case would be excluded from a product's sustainability score.

Morningstar Rating: © Morningstar 2025. All Rights Reserved. The information contained herein: (1) is proprietary to Morningstar and/or its content providers; (2) may not be copied or distributed; and (3) is not warranted to be accurate, complete or timely. Neither Morningstar nor its content providers are responsible for any damages or losses arising from any use of this information. Past performance is no guarantee of future results. For further information, please go to [Morningstar Ratings Further Information](#).

Important information

Costs:

Certain costs associated with your investment in the fund may be incurred in a different currency to that of your investment. These costs may increase or decrease as a result of currency and exchange rate fluctuations.

If a performance fee is applicable to this fund, details of the performance fee model and its computation methodology can be found in the fund's prospectus. This includes a description of the performance fee calculation methodology, the dates on which the performance fee is paid and details of how the performance fee is calculated in relation to the fund's performance fee benchmark, which may differ from the benchmark in the fund's investment objective or investment policy.

For further information regarding the costs and charges associated with your investment, please consult the funds' offering documents and annual report.

General:

Nothing in this document should be construed as advice and is therefore not a recommendation to buy or sell shares. An investment in Schroder International Selection Fund ("the Company") entails risks, which are fully described in the prospectus.

Subscriptions for shares of the Company can only be made on the basis of its latest Key Information Document (the "KID") and prospectus, together with the latest audited annual report (and subsequent unaudited semi-annual report, if published), copies of which can be obtained, free of charge, from Schroder Investment Management (Europe) S.A. An investment concerns the acquisition of shares in the Company, and not the underlying assets. The Company is a Luxembourg-based Société d'Investissement à Capital Variable (SICAV), established for an unlimited period and coordinated with regard to the European regulations and meets the criteria for Undertakings for Collective Investment in Transferable Securities (UCITS). The KIDs are available in Bulgarian, Czech, Danish, Dutch, English, French, Finnish, German, Greek, Hungarian, Icelandic, Latvian, Lithuanian, Norwegian, Polish, Portuguese, Romanian, Slovakian, Spanish and Swedish, and the prospectus are available in English, Flemish, French, German, Spanish, free of charge at www.eifs.lu/schroders. The availability of KIDs in the aforementioned languages is subject to the registration of the fund in the respective jurisdiction. For Luxembourg, these documents may be obtained in English, free of charge, from the following link: www.eifs.lu/schroders.

Schroders may decide to cease the distribution of any fund(s) in any EEA country at any time but we will publish our intention to do so on our website, in line with applicable regulatory requirements.

The fund has environmental and/or social characteristics within the meaning of Article 8 of Regulation (EU) 2019/2088 on Sustainability-related Disclosures in the Financial Services Sector (the "SFDR"). For information on sustainability-related aspects of this fund please go to www.schroders.com

Any reference to regions/ countries/ sectors/ stocks/ securities is for illustrative purposes only and not a recommendation to buy or sell any financial instruments or adopt a specific investment strategy.

Past Performance is not a guide to future performance and may not be repeated.

The value of investments and the income from them may go down as well as up and investors may not get back the amounts originally invested. Exchange rate changes may cause the value of investments to fall as well as rise. Performance data does not take into account any commissions and costs, if any, charged when units or shares of any fund, as applicable, are issued and redeemed. Schroders has expressed its own views and opinions in this document and these may change.

The information contained herein is believed to be reliable; however, its accuracy and completeness are not guaranteed. Where third-party data is referenced, it remains subject to the rights of the respective provider and must not be reproduced or used without prior consent. Neither Schroders nor any data provider accepts liability for its use.

A summary of investor rights may be obtained in Bulgarian, Czech, Dutch, English, French, German, Greek, Hungarian, Italian, Polish, Portuguese, Slovakian, Spanish and Swedish from: <https://www.schroders.com/en/global/individual/summary-of-investor-rights/>

© Morningstar 2025. All Rights Reserved. The information contained herein: (1) is proprietary to Morningstar and/or its content providers; (2) may not be copied or distributed; and (3) is not warranted to be accurate, complete or timely. Neither Morningstar nor its content providers are responsible for any damages or losses arising from any use of this information. Past performance is no guarantee of future results.

Issued by Schroder Investment Management (Europe) S.A., 5, rue Höhenhof, L-1736 Senningerberg, Luxembourg. Registration No B 37.799.

Schroders will be a data controller in respect of your personal data. For information on how Schroders might process your personal data, please view our Privacy Policy available at <https://www.schroders.com/en/global/individual/footer/privacy-statement/> or on request should you not have access to this webpage. For your security, communications may be recorded or monitored.