

C Accumulation EUR Hedged | Data as at 31.08.2025

### Fund objectives and investment policy

The fund aims to provide capital growth in excess of the Standard & Poor's 500 (Net TR) Lagged Index after fees have been deducted over a three to five year period by investing in equities of large-sized US companies.

Above is the **Investment Objective of the fund**. For details on the full fund's **Investment Policy** please see the **KIID**. This product is based overseas and is not subject to UK sustainable investment labelling and disclosure requirements

**Relevant risks associated with an investment in this fund are shown below and should be carefully considered before making any investment. Past Performance is not a guide to future performance and may not be repeated. The value of investments and the income from them may go down as well as up and investors may not get back the amounts originally invested. Exchange rate changes may cause the value of investments to fall as well as rise. Performance data does not take into account any commissions and costs, if any, charged when units or shares of any fund, as applicable, are issued and redeemed.**

### Share class performance (%)

Cumulative performance	1 month	3 months	YTD	1 year	3 years	5 years	10 years
EUR Hedged	-1.1	8.6	11.8	17.6	62.9	87.6	202.7
USD Unhedged	2.0	9.3	13.5	20.0	78.1	108.8	284.5
Target USD	2.3	10.2	10.7	17.3	68.3	95.3	269.9

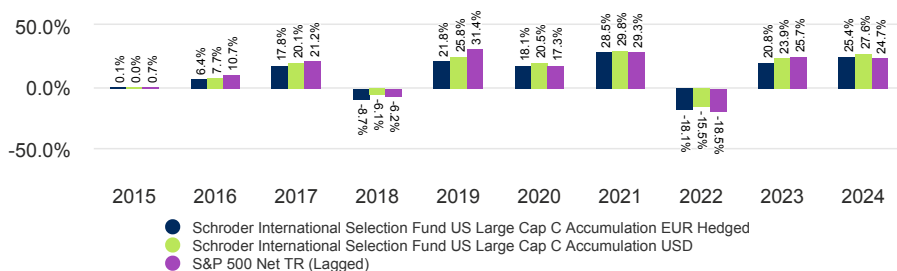
  

Discrete yearly performance (%)	Aug 15 - Aug 16	Aug 16 - Aug 17	Aug 17 - Aug 18	Aug 18 - Aug 19	Aug 19 - Aug 20	Aug 20 - Aug 21	Aug 21 - Aug 22	Aug 22 - Aug 23	Aug 23 - Aug 24	Aug 24 - Aug 25
EUR Hedged	7.9	10.6	16.5	-4.8	22.0	30.3	-11.6	10.6	25.2	17.6
USD Unhedged	11.5	13.4	18.7	-1.5	24.5	32.5	-11.5	16.7	27.2	20.0
Target USD	11.1	14.6	19.6	2.2	21.6	30.5	-11.1	14.6	25.1	17.3

Calendar year performance	2015	2016	2017	2018	2019	2020	2021	2022	2023	2024
EUR Hedged	0.1	6.4	17.8	-8.7	21.8	18.1	28.5	-18.1	20.8	25.4
USD Unhedged	0.0	7.7	20.1	-6.1	25.8	20.5	29.8	-15.5	23.9	27.6
Target USD	0.7	10.7	21.2	-6.2	31.4	17.3	29.3	-18.5	25.7	24.7

### Performance over 10 years (%)



### Fund facts

Fund manager	Frank Thormann
Managed fund since	07.11.2017
Fund management company	Schroder Investment Management (Europe) S.A.
Domicile	Luxembourg
Fund launch date	02.08.1993
Share class launch date	20.10.2006
Fund base currency	USD
Share class currency	EUR
Fund size (Million)	USD 8,253.80
Number of holdings	44
Target	S&P 500 Net TR (Lagged)
Unit NAV	EUR 469.1273
Dealing frequency	Daily
Distribution frequency	No Distribution

### Fees & expenses

Ongoing charge	0.86%
Redemption fee	0.00%

### Purchase details

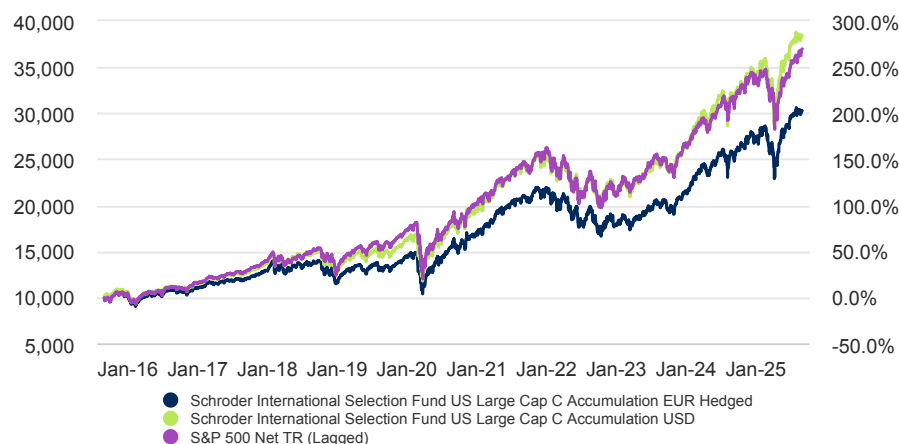
Minimum initial subscription	EUR 1,000 ; USD 1,000 or their near equivalent in any other freely convertible currency.
------------------------------	--

### Codes

ISIN	LU0271484684
Bloomberg	SCHLCHC LX
SEDOL	B1FWFP7

C Accumulation EUR Hedged | Data as at 31.08.2025

### 10 year return of EUR 10,000



The chart is for illustrative purposes only and does not reflect an actual return on any investment.

Returns are calculated bid to bid (which means performance does not include the effect of any initial charges), net income reinvested, net of fees.

### Risk considerations

**Currency risk / hedged shareclass:** The currency hedging of the share class may not be fully effective and residual currency exposure may remain. The cost associated with hedging may impact performance and potential gains may be more limited than for unhedged share classes.

**Concentration risk:** The fund may be concentrated in a limited number of geographical regions, industry sectors, markets and/or individual positions. This may result in large changes in the value of the fund, both up or down.

**Counterparty risk:** The fund may have contractual agreements with counterparties. If a counterparty is unable to fulfil their obligations, the sum that they owe to the fund may be lost in part or in whole.

**Currency risk:** If the fund's investments are denominated in currencies different to the fund's base currency, the fund may lose value as a result of movements in foreign exchange rates, otherwise known as currency rates. If the investor holds a share class in a different currency to the base currency of the fund, investors may be exposed to losses as a result of movements in currency rates.

**Derivatives risk:** Derivatives, which are financial instruments deriving their value from an underlying asset, may be used to manage the portfolio efficiently. A derivative may not perform as expected, may create losses greater than the cost of the derivative and may result in losses to the fund.

**Liquidity risk:** In difficult market conditions, the fund may not be able to sell a security for full value or at all. This could affect performance and could cause the fund to defer or suspend redemptions of its shares, meaning investors may not be able to have immediate access to their holdings.

**Market risk:** The value of investments can go up and down and an investor may not get back the amount initially invested.

**Operational risk:** Operational processes, including those related to the safekeeping of assets, may fail. This may result in losses to the fund.

**Performance risk:** Investment objectives express an intended result but there is no guarantee that such a result will be achieved. Depending on market conditions and the macro economic environment, investment objectives may become more difficult to achieve.

### Synthetic risk & reward indicator (SRRI)

#### LOWER RISK

Potentially lower reward

#### HIGHER RISK

Potentially higher reward



The risk category was calculated using historical performance data and may not be a reliable indicator of the fund's future risk profile. The fund's risk category is not guaranteed to remain fixed. Please see the Key Investor Information Document for more information.

### Risk statistics & financial ratios

	Fund	Target
<b>Annual volatility (%) (3y)</b>	14.2	12.9
<b>Alpha (%) (3y)</b>	0.8	-
<b>Beta (3y)</b>	1.0	-
<b>Sharpe ratio (3y)</b>	1.1	1.0
<b>Information ratio (3y)</b>	0.5	-
<b>Dividend Yield (%)</b>	0.8	-
<b>Price to book</b>	6.5	-
<b>Price to earnings</b>	30.7	-
<b>Predicted Tracking error (%)</b>	3.5	-

Source: Morningstar. The above ratios are based on bid to bid price based performance data of the unhedged equivalent share class. Source: Morningstar, and Schroders for the Predicted tracking error. The above ratios are based on bid to bid price based performance data.

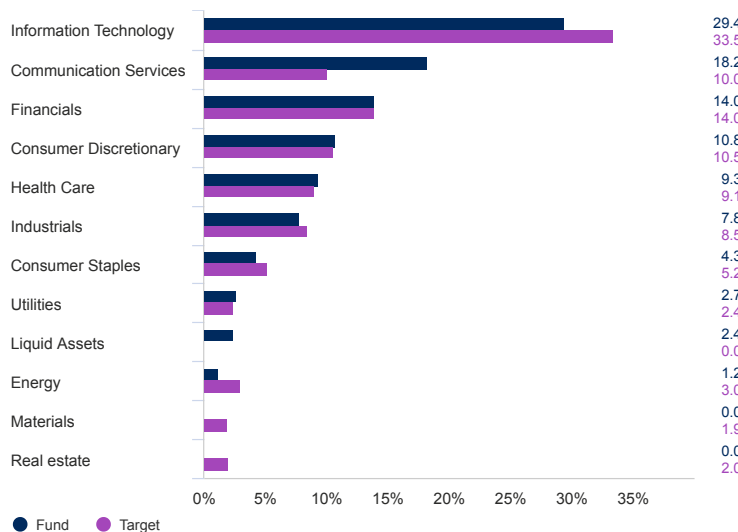
For help in understanding any terms used, please visit

<https://www.Schroders.com/en/glossary/> These financial ratios refer to the average of the equity holdings contained in the fund's portfolio and in the benchmark (if mentioned) respectively.

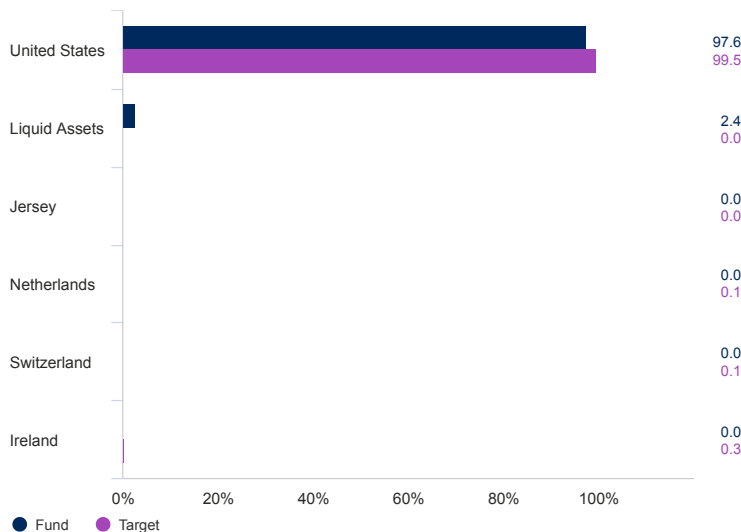
C Accumulation EUR Hedged | Data as at 31.08.2025

### Asset allocation

#### Sector (%)



#### Geographical breakdown (%)



#### Top 10 holdings (%)

Holding name	%
Microsoft Corp	9.2
Alphabet Inc	6.1
Meta Platforms Inc	5.6
NVIDIA Corp	4.4
Broadcom Inc	4.1
Netflix Inc	3.7
JPMorgan Chase & Co	2.8
Eli Lilly & Co	2.7
Visa Inc	2.7
Morgan Stanley	2.7

Source: Schroders. Top holdings and asset allocation are at fund level.

### Contact information

Schroder Investment Management (Europe) S.A.  
 5, rue Höhenhof  
 Sennigerberg  
 Luxembourg  
 L-1736  
 Tel: +352 341 342 202  
 Fax: +352 341 342 342

For your security, communications may be recorded or monitored.

### Information relating to changes in fund manager, investment objective, benchmark and corporate action information

On 30.11.2011 the S&P 500 Net TR Lagged replaced the S&P 500 (Composite) Lagged. The full track record of previous benchmark has been removed and replaced with the new one. On 20.08.2001 Schroder ISF US Equity changed its name to Schroder ISF North American Equity. On 15.05.2006, this fund changed its name to Schroder ISF US Large Cap.

#### Benchmarks: (If applicable)

Some performance differences between the fund and the benchmark may arise because the fund performance is calculated at a different valuation point from the benchmark. The target benchmark has been selected because it is representative of the type of investments in which the fund is likely to invest, and it is, therefore, an appropriate target in relation to the return that the fund aims to provide. The investment manager invests on a discretionary basis and there are no restrictions on the extent to which the fund's portfolio and performance may deviate from the benchmark. The investment manager will invest in companies or sectors not included in the benchmark in order to take advantage of specific investment opportunities.

C Accumulation EUR Hedged | Data as at 31.08.2025

## Source and ratings information

---

Source of all performance data, unless otherwise stated: Morningstar, bid to bid, net income reinvested, net of fees.

C Accumulation EUR Hedged | Data as at 31.08.2025

### Important information

#### Costs:

Certain costs associated with your investment in the fund may be incurred in a different currency to that of your investment. These costs may increase or decrease as a result of currency and exchange rate fluctuations.

If a performance fee is applicable to this fund, details of the performance fee model and its computation methodology can be found in the fund's prospectus. This includes a description of the performance fee calculation methodology, the dates on which the performance fee is paid and details of how the performance fee is calculated in relation to the fund's performance fee benchmark, which may differ from the benchmark in the fund's investment objective or investment policy.

For further information regarding the costs and charges associated with your investment, please consult the funds' offering documents and annual report.

#### General:

Nothing in this document should be construed as advice and is therefore not a recommendation to buy or sell shares. An investment in Schroder International Selection Fund ("the "Company") entails risks, which are fully described in the prospectus.

Subscriptions for shares of the Company can only be made on the basis of its latest Key Investor Information Document and prospectus, together with the latest audited annual report (and subsequent unaudited semi-annual report, if published), copies of which can be obtained, free of charge, from Schroder Investment Management (Europe) S.A. Subscriptions for shares of the Company can only be made on the basis of its latest Key Information Document (the "KID") and prospectus, together with the latest audited annual report (and subsequent unaudited semi-annual report, if published), copies of which can be obtained, free of charge, from Schroder Investment Management (Europe) S.A. An investment concerns the acquisition of shares in the Company, and not the underlying assets. The Company is a Luxembourg-based Société d'Investissement à Capital Variable (SICAV), established for an unlimited period and coordinated with regard to the European regulations and meets the criteria for Undertakings for Collective Investment in Transferable Securities (UCITS). The KIDs are available in Bulgarian, Czech, Danish, Dutch, English, French, Finnish, German, Greek, Hungarian, Icelandic, Latvian, Lithuanian, Norwegian, Polish, Portuguese, Romanian, Slovakian, Spanish and Swedish, and the prospectus are available in English, Flemish, French, German, Spanish, free of charge at [www.eifs.lu/schroders](http://www.eifs.lu/schroders). The availability of KIDs in the aforementioned languages is subject to the registration of the fund in the respective jurisdiction. **Notice to investors in the UK:** The prospectus and KIDs are available in English at <https://www.schroders.com/en-gb/uk/individual/fund-centre/>. This product is based overseas and is not subject to UK sustainable investment labelling and disclosure requirements.

Schroders may decide to cease the distribution of any fund(s) in any EEA country at any time but we will publish our intention to do so on our website, in line with applicable regulatory requirements.

The fund has environmental and/or social characteristics within the meaning of Article 8 of Regulation (EU) 2019/2088 on Sustainability-related Disclosures in the Financial Services Sector (the "SFDR"). For information on sustainability-related aspects of this fund please go to [www.schroders.com](http://www.schroders.com)

Any reference to regions/ countries/ sectors/ stocks/ securities is for illustrative purposes only and not a recommendation to buy or sell any financial instruments or adopt a specific investment strategy.

Past Performance is not a guide to future performance and may not be repeated.

The value of investments and the income from them may go down as well as up and investors may not get back the amounts originally invested. Exchange rate changes may cause the value of investments to fall as well as rise. Performance data does not take into account any commissions and costs, if any, charged when units or shares of any fund, as applicable, are issued and redeemed. Schroders has expressed its own views and opinions in this document and these may change.

The information contained herein is believed to be reliable; however, its accuracy and completeness are not guaranteed. Where third-party data is referenced, it remains subject to the rights of the respective provider and must not be reproduced or used without prior consent. Neither Schroders nor any data provider accepts liability for its use.

A summary of investor rights may be obtained in Bulgarian, Czech, Dutch, English, French, German, Greek, Hungarian, Italian, Polish, Portuguese, Slovakian, Spanish and Swedish from: <https://www.schroders.com/en/global/individual/summary-of-investor-rights/>

© Morningstar 2025. All Rights Reserved. The information contained herein: (1) is proprietary to Morningstar and/or its content providers; (2) may not be copied or distributed; and (3) is not warranted to be accurate, complete or timely. Neither Morningstar nor its content providers are responsible for any damages or losses arising from any use of this information. Past performance is no guarantee of future results.

Issued by Schroder Investment Management (Europe) S.A., 5, rue Höhenhof, L-1736 Senningerberg, Luxembourg. Registration No B 37.799.

Schroders will be a data controller in respect of your personal data. For information on how Schroders might process your personal data, please view our Privacy Policy available at <https://www.schroders.com/en/global/individual/footer/privacy-statement/> or on request should you not have access to this webpage. For your security, communications may be recorded or monitored. The "S&P 500 Net TR (Lagged)" ("S&P Index") is a product of S&P Dow Jones Indices LLC, its affiliates and/or their third party licensors ("SPDJI"), and has been licensed for use by Schroders. S&P® is a registered trademark of Standard & Poor's Financial Services LLC ("S&P"); Dow Jones® is a registered trademark of Dow Jones Trademark Holdings LLC ("Dow Jones"); and these trademarks have been licensed for use by SPDJI and sublicensed for certain purposes by Schroders. Schroder ISF US Large Cap are not sponsored, endorsed, sold or promoted by SPDJI, Dow Jones, S&P, any of their respective affiliates or any of their third party licensors (collectively, "S&P Dow Jones Indices"). S&P Dow Jones Indices makes no representation or warranty, express or implied, to the owners of the Schroder ISF US Large Cap or any member of the public regarding the advisability of investing in securities generally or in Schroder ISF US Large Cap particularly or the ability of the S&P Index to track general market performance. S&P Dow Jones Indices' only relationship to Schroders with respect to the S&P Index is the licensing of the Index and certain trademarks, service marks and/or trade names of S&P Dow Jones Indices and/or its licensors. The S&P Index is determined, composed and calculated by S&P Dow Jones Indices without regard to Schroders or the Schroder ISF US Large Cap. S&P Dow Jones Indices have no obligation to take the needs of Schroders or the owners of Schroder ISF US Large Cap into consideration in determining, composing or calculating the S&P Index. S&P Dow Jones Indices are not responsible for and have not participated in the determination of the prices, and amount of Schroder ISF US Large Cap or the timing of the issuance or sale of Schroder ISF US Large Cap or in the determination or calculation of the equation by which Schroder ISF US Large Cap is to be converted into cash, surrendered or redeemed, as the case may be. S&P Dow Jones Indices have no obligation or liability in connection with the administration, marketing or trading of Schroder ISF US Large Cap. There is no assurance that investment products based on the S&P Index will accurately track index performance or provide positive investment returns. S&P Dow Jones Indices LLC is not an investment advisor. Inclusion of a security within an index is not a recommendation by S&P Dow Jones Indices to buy, sell, or hold such security, nor is it considered to be investment advice. S&P DOW JONES INDICES DOES NOT GUARANTEE THE ADEQUACY, ACCURACY, TIMELINESS AND/OR THE COMPLETENESS OF THE INDEX OR ANY DATA RELATED THERETO OR ANY COMMUNICATION, INCLUDING BUT NOT LIMITED TO, ORAL OR WRITTEN COMMUNICATION (INCLUDING ELECTRONIC COMMUNICATIONS) WITH RESPECT THERETO. S&P DOW JONES INDICES SHALL NOT BE SUBJECT TO ANY DAMAGES OR LIABILITY FOR ANY ERRORS, OMISSIONS, OR DELAYS THEREIN. S&P DOW JONES INDICES MAKE NO EXPRESS OR IMPLIED WARRANTIES, AND EXPRESSLY DISCLAIMS ALL WARRANTIES, OF MERCHANTABILITY OR FITNESS FOR A PARTICULAR PURPOSE OR USE (INCLUDING, WITHOUT LIMITATION, COMPLIANCE WITH SHARIAH LAW) OR AS TO RESULTS TO BE OBTAINED BY Schroders, OWNERS OF THE Schroder ISF US Large Cap, OR ANY OTHER PERSON OR ENTITY FROM THE USE OF THE INDEX OR WITH RESPECT TO ANY DATA RELATED THERETO. WITHOUT LIMITING ANY OF THE FOREGOING, IN NO EVENT WHATSOEVER SHALL S&P DOW JONES INDICES BE LIABLE FOR ANY INDIRECT, SPECIAL, INCIDENTAL, PUNITIVE, OR CONSEQUENTIAL DAMAGES INCLUDING BUT NOT LIMITED TO, LOSS OF PROFITS, TRADING LOSSES, LOST TIME OR GOODWILL, EVEN IF THEY HAVE BEEN ADVISED OF THE POSSIBILITY OF SUCH DAMAGES, WHETHER IN CONTRACT, TORT, STRICT LIABILITY, OR OTHERWISE. THERE ARE NO THIRD PARTY BENEFICIARIES OF ANY AGREEMENTS OR ARRANGEMENTS BETWEEN S&P DOW JONES INDICES AND Schroders, OTHER THAN THE LICENSORS OF S&P DOW JONES INDICES