

Allianz US High Yield - AT - USD



Fund for high-yield corporate bonds from the U.S.

Investment Objective

The fund concentrates on high-yielding corporate bonds of companies that are domiciled in the U.S.A. Up to 20% of the fund's assets may be invested in securities that are denominated in currencies other than the US-dollar. The investment objective is long-term capital appreciation.



Fund Manager

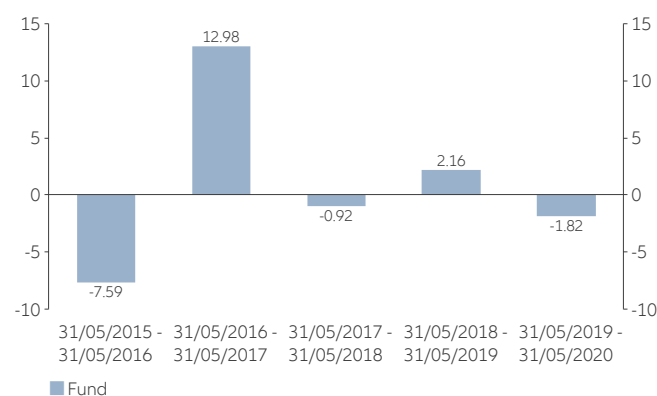
Doug Forsyth
(since 02/08/2010)

Performance

Over 5 Years ¹



Annual Performance (%) ¹



Performance History (%) ¹

| | YTD | 1M | 3M | 6M | 1Y | 3Y | 3Y p.a. | 5Y | 5Y p.a. | S. Inc. | S. Inc. p.a. | 2015 | 2016 | 2017 | 2018 | 2019 |
|------|-------|------|-------|-------|-------|-------|---------|------|---------|---------|--------------|-------|-------|------|-------|-------|
| Fund | -7.94 | 4.26 | -6.08 | -6.69 | -1.82 | -0.61 | -0.20 | 3.76 | 0.74 | 29.80 | 3.08 | -8.66 | 13.73 | 4.92 | -5.60 | 13.07 |

Key Information

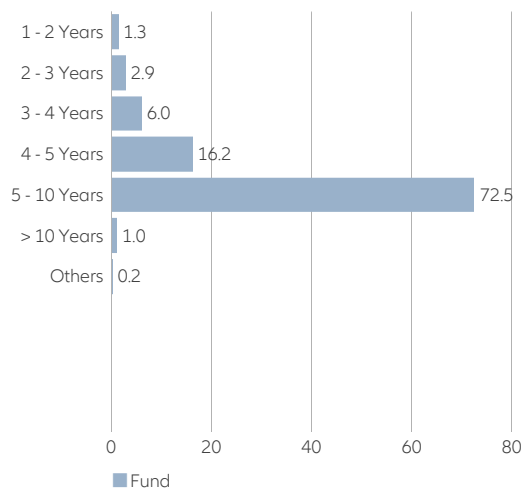
| | |
|----------------------------|--|
| ISIN / German security no. | LU0674994412 / A1J E1T |
| Management company | Allianz Global Investors GmbH |
| Investment manager | Allianz Global Investors U.S. LLC |
| Custodian bank | State Street Bank International GmbH - Luxembourg branch |
| Launch date | 21/10/2011 |
| Net assets | 1,073.15 mn. EUR |
| Share class volume | 21.35 mn. USD |
| Financial year end | 30/9/ |
| Accumulation on 31/12/2017 | 0.168 USD |
| Registered for sale in | AE, AT, CH, CL, CZ, DE, DK, ES, FI, FR, GB, HK, IE, IT, LU, MO, NL, NO, PL, SE, SG, TW |

Risk/ Return Ratios

| | 3 Years | 5 Years |
|-----------------------------|---------|---------|
| Sharpe ratio ² | -0.25 | -0.09 |
| Volatility (%) ³ | 8.60 | 8.17 |

Portfolio Structure ⁴

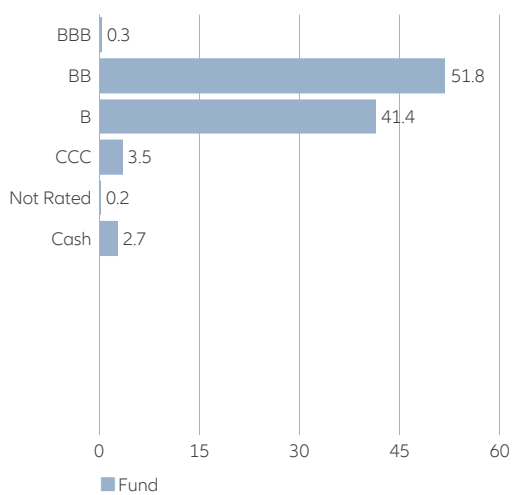
Maturity Breakdown (%)



Top 10 Holdings (%)

| | |
|---|--------------|
| ALLIANZ AMERICAN INCOME-W9 | 2.18 |
| SPRINT CORP FIX 7.625% 01.03.2026 | 1.59 |
| J2 CLOUD LLC/CLOUD INC 144A FIX 6.000% 15.07.2025 | 1.24 |
| IRON MOUNTAIN INC 144A FIX 4.875% 15.09.2027 | 1.21 |
| LIONS GATE CAPITAL HOLD 144A FIX 6.375% 01.02.2024 | 1.20 |
| PERFORMANCE FOOD GROUP I 144A FIX 5.500% 15.10.2027 | 1.17 |
| COMMSCOPE TECH LLC 144A FIX 6.000% 15.06.2025 | 1.11 |
| GRAY TELEVISION INC 144A FIX 5.875% 15.07.2026 | 1.10 |
| HORIZON THERAPEUTICS USA 144A FIX 5.500% 01.08.2027 | 1.08 |
| TAYLOR MORRISON COMM 144A FIX 5.750% 15.01.2028 | 1.08 |
| Total | 12.96 |

Rating Breakdown - High Yield (%) ⁵



Key Figures

| | |
|------------------------------------|------|
| Effective Duration (%) | 3.70 |
| Average Maturity (years) | 6.40 |
| Average nominal return (%) | 6.50 |
| Yield to Maturity (%) ⁶ | 6.40 |

Fee Structure

| | |
|-----------------------------------|----------------------------|
| Front-end load (%) ⁷ | currently 3.00 (max. 5.00) |
| All-in fee in % p.a. ⁷ | currently 1.19 (max. 1.39) |
| TER (%) ⁸ | 1.44 |

Additional Fund Information

| | |
|------------------|-------------|
| Bloomberg Ticker | AUSHATU LX |
| Reuters Ticker | ALLIANZGI01 |

Opportunities

- + Particular yield potential of high-yielding corporate bonds
- + Capital gains opportunities on declining market yields
- + Currency gains against investor currency possible in unhedged unit classes
- + Broad diversification across individual securities
- + Possible extra returns through single security analysis and active management

Risks

- Bonds suffer price declines on rising interest rates
- High-yielding corporate bonds entail above-average risk of volatility, illiquid markets and capital loss. The fund unit price may be subject to sharply increased volatility.
- Currency losses against investor currency possible in unhedged unit classes
- Limited participation in the potential of individual securities
- No guarantee that single security analysis and active management will be successful

FOR FUND DISTRIBUTORS AND PROFESSIONAL INVESTORS ONLY

- 1) Calculated at the net asset value, excl. front-end load, distributions reinvested. Calculation according to method as defined by BVI, the German Fund Companies Association. Past performance is not a reliable indicator of future results. **Any front-end loads reduce the capital employed and the performance.**
- 2) The Sharpe ratio states the relationship between the return generated by the fund and the investment risk. The fund's excess return versus the risk-free market rate is compared to volatility. Negative values are not meaningful.
- 3) Volatility measures the fluctuation range of the fund's performance over a specified period of time.
- 4) This is for guidance only and not indicative of future allocation.
- 5) Bond ratings stated above are assigned by S&P and are not indication of an issuer's credit worthiness. Ratings range from AAA (highest) to CCC (lowest). The credit quality of the investments in the portfolio does not apply to the stability or safety of the portfolio itself.
- 6) The yield to maturity of a bond indicates what capital growth p.a. is theoretically possible up to maturity, if bought at the current price. In addition to coupon income, any price gains/losses up to repayment of the bond are taken into account. The yield to maturity of a fund is the weighted average of the yield to maturity of all the bonds that are held. It is assumed that the bonds are held until maturity and interest income is reinvested on the same conditions. The yield to maturity is a portfolio characteristic; in particular, it does not reflect the actual fund income. The expenses charged to the fund are not taken into account. As a result, the yield to maturity is not suitable as an indicator of the future performance of a bond fund.
- 7) If the acquisition of Fund units is subject to a sales charge, up to 100% of such sales charge may be collected by the distributor; the exact amount shall be mentioned by the distributor as part of the investment advisory process. This also applies to any payment by the Management Company of an ongoing distribution fee from the all-in fee to the distributor. The all-in fee includes the expenses previously called management, administration and distribution fees.
- 8) TER (Total Expense Ratio): Total cost (except transaction costs) charged to the fund during the last financial year.

Disclaimer

Investing involves risk. The value of an investment and the income from it may fall as well as rise and investors might not get back the full amount invested. Investing in fixed income instruments may expose investors to various risks, including but not limited to creditworthiness, interest rate, liquidity and restricted flexibility risks. Changes to the economic environment and market conditions may affect these risks, resulting in an adverse effect to the value of the investment. During periods of rising nominal interest rates, the values of fixed income instruments (including short positions with respect to fixed income instruments) are generally expected to decline. Conversely, during periods of declining interest rates, the values of these instruments are generally expected to rise. Liquidity risk may possibly delay or prevent account withdrawals or redemptions. Allianz US High Yield is a sub-fund of Allianz Global Investors Fund SICAV, an open-ended investment company with variable share capital organised under the laws of Luxembourg. The value of the units/shares which belong to the Unit/Share Classes of the Sub-Fund that are denominated in the base currency may be subject to an increased volatility. The volatility of other Unit/Share Classes may be different and possibly higher. Past performance is not a reliable indicator of future results. If the currency in which the past performance is displayed differs from the currency of the country in which the investor resides, then the investor should be aware that due to the exchange rate fluctuations the performance shown may be higher or lower if converted into the investor's local currency. This is for information only and not to be construed as a solicitation or an invitation to make an offer, to conclude a contract, or to buy or sell any securities. The products or securities described herein may not be available for sale in all jurisdictions or to certain categories of investors. This is for distribution only as permitted by applicable law and in particular not available to residents and/or nationals of the USA. The investment opportunities described herein do not take into account the specific investment objectives, financial situation, knowledge, experience or specific needs of any

particular person and are not guaranteed. The views and opinions expressed herein, which are subject to change without notice, are those of the issuer companies at the time of publication. The data used is derived from various sources, and assumed to be correct and reliable, but it has not been independently verified; its accuracy or completeness is not guaranteed and no liability is assumed for any direct or consequential losses arising from its use, unless caused by gross negligence or wilful misconduct. The conditions of any underlying offer or contract that may have been, or will be, made or concluded, shall prevail. For a free copy of the sales prospectus, incorporation documents, daily fund prices, key investor information, latest annual and semi-annual financial reports, contact the management company Allianz Global Investors GmbH in the fund's country of domicile, Luxembourg, or the issuer at the address indicated below or www.allianzgi-regulatory.eu. Austrian investors may also contact the Austrian information agent Allianz Investmentbank AG, Hietzinger Kai 101-105, A-1130 Vienna. Please read these documents, which are solely binding, carefully before investing. This is a marketing communication issued by Allianz Global Investors GmbH, www.allianzgi.com, an investment company with limited liability, incorporated in Germany, with its registered office at Bockenheimer Landstrasse 42-44, 60323 Frankfurt/M, registered with the local court Frankfurt/M under HRB 9340, authorised by Bundesanstalt für Finanzdienstleistungsaufsicht (www.bafin.de). Allianz Global Investors GmbH has established branches in the United Kingdom, France, Italy, Spain, Luxembourg, Sweden, Belgium and the Netherlands. Contact details and information on the local regulation are available here (www.allianzgi.com/Info). This communication has not been prepared in accordance with legal requirements designed to ensure the impartiality of investment (strategy) recommendations and is not subject to any prohibition on dealing before publication of such recommendations. The duplication, publication, or transmission of the contents, irrespective of the form, is not permitted; except for the case of explicit permission by Allianz Global Investors GmbH.