

A Accumulation EUR Hedged | Data as at 31.03.2026

Fund objectives and investment policy

The fund aims to provide long term capital growth by investing in commodity related instruments worldwide.

Above is the Investment Objective of the fund. For details on the fund's Investment Policy please see the KID.

This fund does not have the objective of sustainable investment or binding environmental or social characteristics as defined by Regulation (EU) 2019/2088 on Sustainability-related Disclosures in the Financial Services Sector (the "SFDR").

Relevant risks associated with an investment in this fund are shown below and should be carefully considered before making any investment. Past Performance is not a guide to future performance and may not be repeated. The value of investments and the income from them may go down as well as up and investors may not get back the amounts originally invested. Exchange rate changes may cause the value of investments to fall as well as rise. Performance data does not take into account any commissions and costs, if any, charged when units or shares of any fund, as applicable, are issued and redeemed.

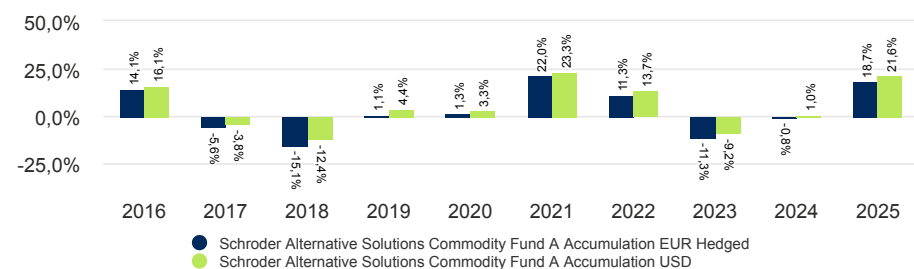
Share class performance (%)

Cumulative performance	1 month	3 months	YTD	1 year	3 years	5 years	10 years
EUR Hedged	16,2	30,1	30,1	41,5	46,5	77,0	69,9
USD Unhedged	16,2	30,7	30,7	44,9	55,9	95,5	110,9

Discrete yearly performance (%)	Mar 16	Mar 17	Mar 18	Mar 19	Mar 20	Mar 21	Mar 22	Mar 23	Mar 24	Mar 25	Mar 26
	- Mar 17	- Mar 18	- Mar 19	- Mar 20	- Mar 21	- Mar 22	- Mar 23	- Mar 24	- Mar 25	- Mar 26	
EUR Hedged	7,7	-2,8	-10,1	-23,5	33,5	48,8	-18,8	-4,8	8,8	41,5	
USD Unhedged	9,6	-0,7	-7,1	-21,3	35,6	50,0	-16,4	-2,8	10,7	44,9	

Calendar year performance	2016	2017	2018	2019	2020	2021	2022	2023	2024	2025
EUR Hedged	14,1	-5,6	-15,1	1,1	1,3	22,0	11,3	-11,3	-0,8	18,7
USD Unhedged	16,1	-3,8	-12,4	4,4	3,3	23,3	13,7	-9,2	1,0	21,6

Performance over 10 years (%)



Fund facts

Fund manager	James Luke Malcolm Melville
Managed fund since	01.08.2014 ; 01.07.2014
Fund management company	Schroder Investment Management (Europe) S.A.
Domicile	Luxembourg
Fund launch date	31.10.2005
Share class launch date	31.10.2005
Fund base currency	USD
Share class currency	EUR
Fund size (Million)	USD 616,73
Unit NAV	EUR 93,7700
Dealing frequency	Daily
Distribution frequency	No Distribution

Fees & expenses

Entry charge up to	5,00%
Performance fee	0,00%
Performance fee calculation methodology	10% (the multiplier) of the absolute outperformance over a High Water Mark
Ongoing charge	1,96%
Redemption fee	0,00%

Purchase details

Minimum initial subscription	USD 10.000 or their near equivalent in any other freely convertible currency.
------------------------------	---

Codes

ISIN	LU0233036713
Bloomberg	SASCMEA LX
SEDOL	B0MKC90

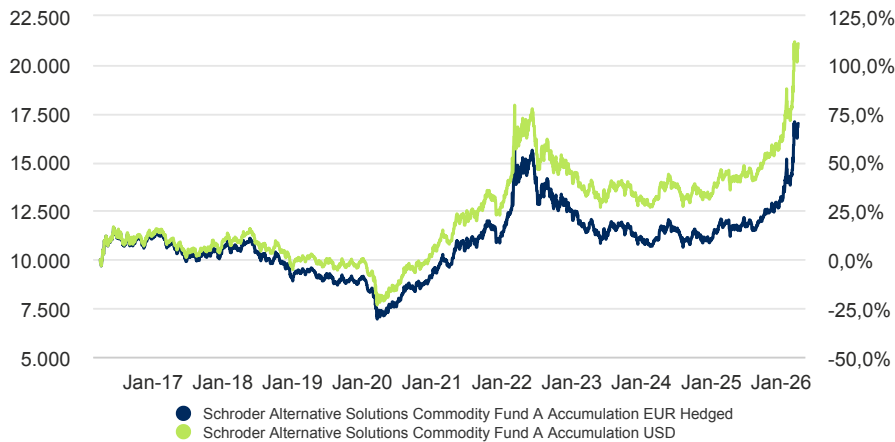
Summary risk indicator (SRI)



The risk category was calculated using historical performance data (or indicative fund performance during periods of suspension) and may not be a reliable indicator of the fund's future risk profile. The fund's risk category is not guaranteed to remain fixed. Please see the Key Information Document for more information.

A Accumulation EUR Hedged | Data as at 31.03.2026

10 year return of EUR 10.000



The chart is for illustrative purposes only and does not reflect an actual return on any investment.

Returns are calculated bid to bid (which means performance does not include the effect of any initial charges), net income reinvested, net of fees.

Risk considerations

Currency risk / hedged shareclass: The currency hedging of the share class may not be fully effective and residual currency exposure may remain. The cost associated with hedging may impact performance and potential gains may be more limited than for unhedged share classes.

Concentration risk: The fund may be concentrated in a limited number of geographical regions, industry sectors, markets and/or individual positions. This may result in large changes in the value of the fund, both up or down.

Counterparty risk: The fund may have contractual agreements with counterparties. If a counterparty is unable to fulfil their obligations, the sum that they owe to the fund may be lost in part or in whole.

Currency risk: If the fund's investments are denominated in currencies different to the fund's base currency, the fund may lose value as a result of movements in foreign exchange rates, otherwise known as currency rates. If the investor holds a share class in a different currency to the base currency of the fund, investors may be exposed to losses as a result of movements in currency rates.

Derivatives risk: Derivatives, which are financial instruments deriving their value from an underlying asset, may be used for investment purposes and/ or to manage the portfolio efficiently. A derivative may not perform as expected, may create losses greater than the cost of the derivative and may result in losses to the fund.

Issuer risk: The fund is permitted to invest more than 35% of its scheme property in transferable securities and money market instruments issued or guaranteed by an EEA State / governments of the following country: United States of America.

Liquidity risk: In difficult market conditions, the fund may not be able to sell a security for full value or at all. This could affect performance and could cause the fund to defer or suspend redemptions of its shares, meaning investors may not be able to have immediate access to their holdings.

Market risk: The value of investments can go up and down and an investor may not get back the amount initially invested.

Operational risk: Operational processes, including those related to the safekeeping of assets, may fail. This may result in losses to the fund.

Performance risk: Investment objectives express an intended result but there is no guarantee that such a result will be achieved. Depending on market conditions and the macro economic environment, investment objectives may become more difficult to achieve.

Risk statistics & financial ratios

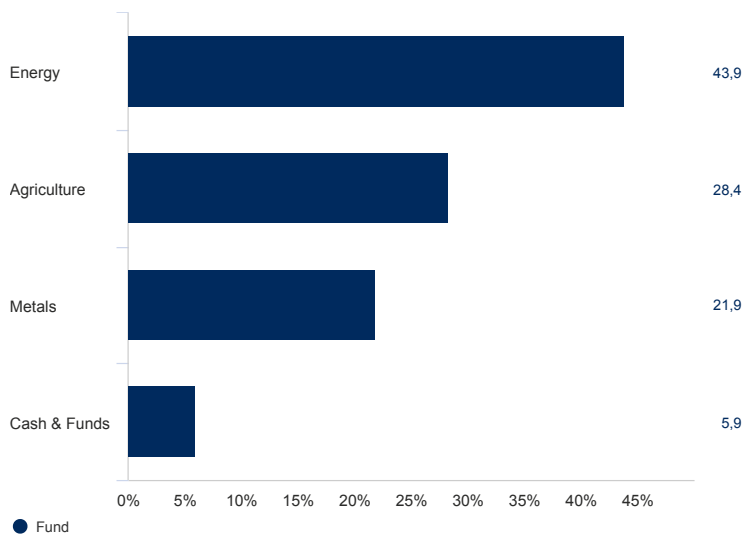
	Fund
Annual volatility (%) (3y)	14,5
Sharpe ratio (3y)	0,8

Source: Morningstar. The above ratios are based on bid to bid price based performance data of the unhedged equivalent share class.

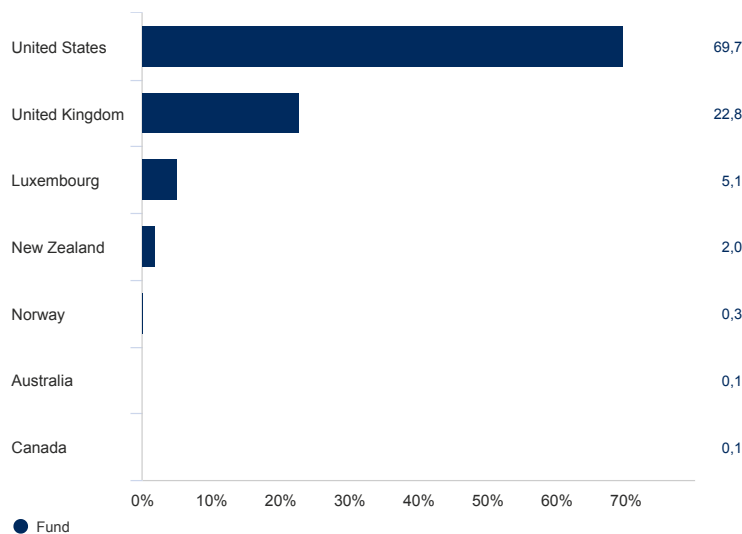
A Accumulation EUR Hedged | Data as at 31.03.2026

Asset allocation

Sector (%)



Geographical breakdown (%)



Top 10 holdings (%)

Holding name	%
WTI Crude	16,4
Gold	10,2
Brent Crude	9,7
Natural Gas	9,2
Aluminum	8,8
Silver	6,2
Gas Oil	4,9
Corn	4,5
Soybeans	4,5
Sugar	4,4

Source: Schroders. Top holdings and asset allocation are at fund level.

Contact information

Schroder Investment Management (Europe) S.A.
5, rue Höhenhof
Sennigerberg
Luxembourg
L-1736
Tel: +352 341 342 202
Fax: +352 341 342 342

For your security, communications may be recorded or monitored.

Information relating to changes in fund manager, investment objective, benchmark and corporate action information

Benchmarks: (If applicable)

Some performance differences between the fund and the benchmark may arise because the fund performance is calculated at a different valuation point from the benchmark. The fund does not have a target benchmark

Source and ratings information

Source of all performance data, unless otherwise stated: Morningstar, bid to bid, net income reinvested, net of fees.

A Accumulation EUR Hedged | Data as at 31.03.2026

Important information

Costs:

Certain costs associated with your investment in the fund may be incurred in a different currency to that of your investment. These costs may increase or decrease as a result of currency and exchange rate fluctuations.

If a performance fee is applicable to this fund, details of the performance fee model and its computation methodology can be found in the fund's prospectus. This includes a description of the performance fee calculation methodology, the dates on which the performance fee is paid and details of how the performance fee is calculated in relation to the fund's performance fee benchmark, which may differ from the benchmark in the fund's investment objective or investment policy.

For further information regarding the costs and charges associated with your investment, please consult the funds' offering documents and annual report.

General:

Nothing in this document should be construed as advice and is therefore not a recommendation to buy or sell shares. An investment in Schroder Alternative Solutions (the "Company") entails risks, which are fully described in the prospectus.

The Company qualifies as a Société d'Investissement à Capital Variable ("SICAV") and as an alternative investment fund within the meaning of article 1(39) of the 2013 Law.

Subscriptions can only be made on the basis of its latest Key Information Document (where available) and prospectus together with the latest audited annual report (and subsequent unaudited semi-annual report, if published), copies of which can be obtained, free of charge, from Schroder Investment Management (Europe) S.A. For Luxembourg, these documents may be obtained in English, free of charge, from the following link: www.eifs.lu/schroders.

Schroders may decide to cease the distribution of any fund(s) in any EEA country at any time but we will publish our intention to do so on our website, in line with applicable regulatory requirements.

This fund does not have the objective of sustainable investment or binding environmental or social characteristics as defined by Regulation (EU) 2019/2088 on Sustainability-related Disclosures in the Financial Services Sector (the "SFDR"). Any references to the integration of sustainability considerations are made in relation to the processes of the investment manager or the Schroders Group and are not specific to the fund. Any reference to regions/ countries/ sectors/ stocks/ securities is for illustrative purposes only and not a recommendation to buy or sell any financial instruments or adopt a specific investment strategy.

Past Performance is not a guide to future performance and may not be repeated.

The value of investments and the income from them may go down as well as up and investors may not get back the amounts originally invested. Exchange rate changes may cause the value of investments to fall as well as rise. Performance data does not take into account any commissions and costs, if any, charged when units or shares of any fund, as applicable, are issued and redeemed. Schroders has expressed its own views and opinions in this document and these may change.

The information contained herein is believed to be reliable; however, its accuracy and completeness are not guaranteed. Where third-party data is referenced, it remains subject to the rights of the respective provider and must not be reproduced or used without prior consent. Neither Schroders nor any data provider accepts liability for its use.

© Morningstar 2025. All Rights Reserved. The information contained herein: (1) is proprietary to Morningstar and/or its content providers; (2) may not be copied or distributed; and (3) is not warranted to be accurate, complete or timely. Neither Morningstar nor its content providers are responsible for any damages or losses arising from any use of this information. Past performance is no guarantee of future results.

Schroders will be a data controller in respect of your personal data. For information on how Schroders might process your personal data, please view our Privacy Policy available at www.schroders.com/en/privacy-policy/ or on request should you not have access to this webpage.

A summary of investor rights may be obtained in Bulgarian, Czech, Dutch, English, French, German, Greek, Hungarian, Italian, Polish, Portuguese, Slovakian, Spanish and Swedish from: <https://www.schroders.com/en/global/individual/summary-of-investor-rights/>

Communications with Schroder's representatives may be recorded for regulatory and monitoring purposes.

Issued by Schroder Investment Management (Europe) S.A., 5, rue Höhenhof, L-1736 Senningerberg, Luxembourg. Registration No B 37.799.