

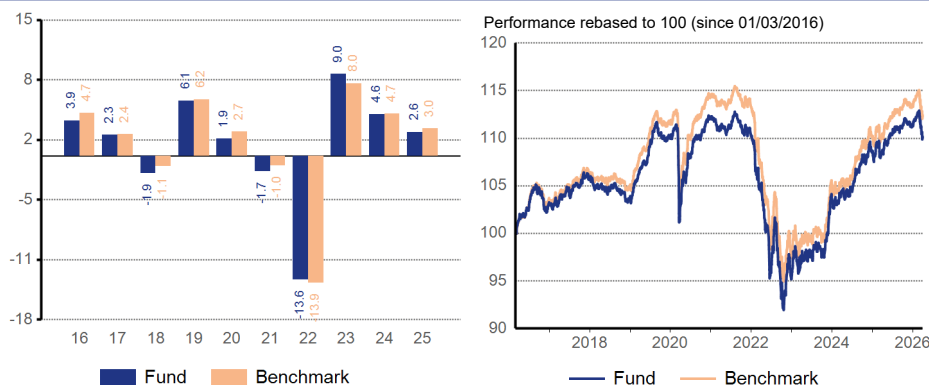
Nordea 1 - European Corporate Bond Fund (BP-EUR)

Any investment decision in the sub-funds should be made on the basis of the current prospectus and the Key Information Document (KID). Advertising Material

Investment objective

This Sub-fund aims to preserve the Shareholders capital and to provide an adequate rate of return on the investment. The investment manager aims to invest the assets of the Sub-fund, within the limitations stated below, into corporate bonds directly or indirectly through the use of derivatives, and into other types of transferable securities and money market instruments in anticipation of up and down market movements. This Sub-fund shall invest a minimum of two-thirds of its total assets (after deduction of cash) in corporate bonds with fixed coupon or fixed and contingent coupon or variable coupon. The Sub-fund shall focus on corporate bonds issued by companies which are domiciled or exercise the predominant part of their economic activity in Europe. Actively managed. Benchmark used for performance comparison only. Risk characteristics of the fund's portfolio may bear some resemblance to those of the benchmark.

Discrete year performance / Historical performance



Risk Profile



Morningstar overall rating

EUR Corporate Bond

SFDR classification*: Article 8

The fund has environmental and/or social characteristics but does not have sustainable investment as its objective.

*Product categorised based on the Sustainable Finance Disclosure Regulation (SFDR)

Fund details

Manager	Nordea Credit Team
AUM (Million EUR)	695.76
N° of holdings	274
Launch date	15/09/2003
Structure	SICAV
Fund Domicile	Luxembourg

Benchmark* ICE BofA Euro Corporate Index (EUR)

*Source: NIMS

Share class details

Last NAV	50.22
Minimum investment	0 EUR
Distribution policy	Accumulating
AUM (Million EUR)	43.31
Share class code	BP-EUR
Launch date	15/09/2003
ISIN	LU0173783928
Sedol	B1WL966
WKN	358442
Bloomberg ticker	FRTGEUR LX
Swing factor / threshold	Yes / Yes
Annual management fee	0.60%
Ongoing charges (2025)	0.85%

The fund may incur other fees and expenses, please refer to the Prospectus and KID.

Cumulative / Annualised performance (in %)

Performance	Fund		Benchmark	
	Cumulative	Annualised	Cumulative	Annualised
Year To Date	-1.13		-0.95	
1 month	-2.40		-2.26	
3 months	-1.13		-0.95	
1 year	1.42	1.42	1.89	1.89
3 years	13.46	4.30	13.59	4.34
5 years	-0.74	-0.15	-1.02	-0.21
Since Launch	56.68	2.01	79.99	2.64

Monthly performance (in %)

Year	Jan	Feb	Mar	Apr	May	Jun	Jul	Aug	Sep	Oct	Nov	Dec	Total
2026	0.70	0.59	-2.40										-1.13
2025	0.43	0.63	-0.98	0.94	0.44	0.27	0.47	-0.01	0.29	0.60	-0.20	-0.25	2.65
2024	-0.10	-0.55	1.29	-0.71	0.19	0.73	1.58	0.25	1.16	-0.50	1.65	-0.44	4.60
2023	2.47	-1.55	1.13	0.59	0.35	-0.29	0.88	0.25	-0.93	0.55	2.49	2.84	9.04
2022	-1.27	-2.72	-0.95	-3.02	-1.32	-3.96	4.60	-3.68	-3.59	0.30	2.88	-1.41	-13.60

Performances are in EUR

The performance represented is historical; past performance is not a reliable indicator of future results and investors may not recover the full amount invested. The value of your investment can go up and down, and you could lose some or all of your invested money.

Key figures

	Fund	Benchmark
Volatility in % *	3.29	3.24
Correlation *	0.99	
Information ratio **	-0.11	
Tracking error in % **	0.38	
Alpha in % *	-0.05	
Beta *	1.01	

* Annualized 3 year data

** Annualized 3 year data. For methodology, please refer to the page glossary

Material changes

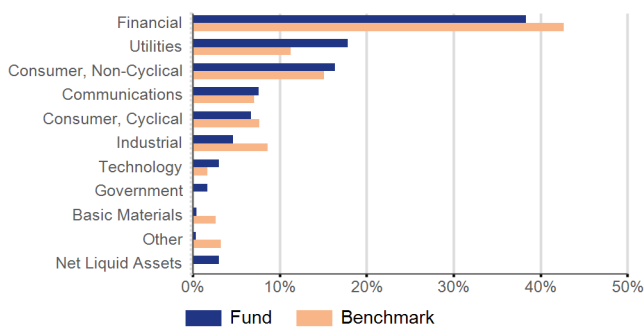
The sub-fund's reference index changed on 23/10/2008. The past performance data shown prior to that date is related to the sub-fund's previous reference indexes, Lehman Brothers Euro Aggregate (converted to DKK) until 23/10/2008 and JP Morgan Global Government Bond Total Return Index in USD (converted to DKK) until 30/06/2008. This reference index is used for performance comparison purposes. With effect as of 30/06/2008 the investment policy of the sub-fund was modified. The performance figures shown prior to that date were achieved under circumstances that no longer apply. With effect as of 15/01/2010 the sub-fund is renamed from Nordea 1 - Corporate Bond Fund to Nordea 1 - European Corporate Bond Fund.

Top 10 holdings

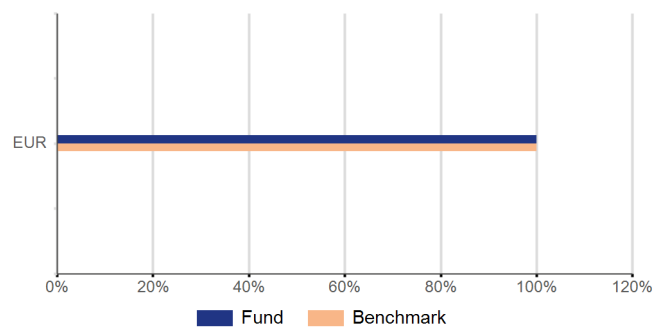
Security Name	Weight (in %)	Sector	Country	Instrument Type	Rating
Bundesschatzanweisungen 2.1% 15-03-2028	1.53	Government	Germany	Bond	AAA
Santander UK PLC 3.346% 25-03-2030	1.45	Financial	United Kingdom	Bond	A
Eurogrid GmbH 3.722% 27-04-2030	1.42	Utilities	Germany	Bond	BBB
UBS AG/London 0.25% 01-09-2028	1.39	Financial	Switzerland	Bond	A
Abertis France SAS 4.25% 18-03-2030	1.36	Consumer, Non-Cyclical	France	Bond	BBB
ABN AMRO Bank NV 2.375% 07-04-2028	1.35	Financial	Netherlands	Bond	AAA
Pernod Ricard SA 3.25% 03-03-2032	1.35	Consumer, Non-Cyclical	France	Bond	BBB
Infrastrutture Wireless Ital 3.625% 13-10-2032	1.27	Industrial	Italy	Bond	BB
Global Switch Holdings Ltd 2.25% 31-05-2027	1.26	Communications	United Kingdom	Bond	BBB
Telefonica Emisiones SA 3.707% 02-05-2033	1.25	Communications	Spain	Bond	BBB

Reference to companies or other investments mentioned should not be construed as a recommendation to the investor to buy or sell the same but is included for the purpose of illustration.

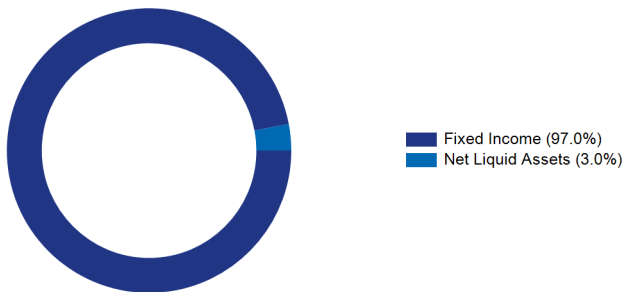
Sector breakdown (in %)



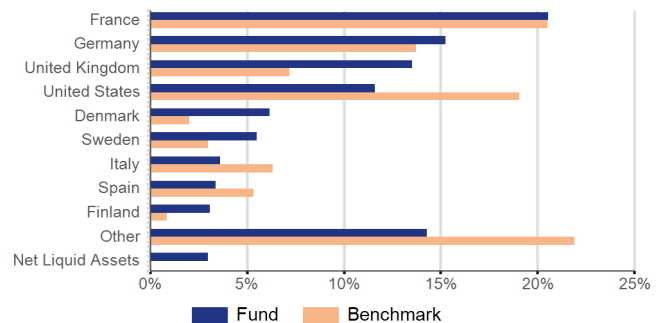
Currency exposure (post-hedge) (in %)



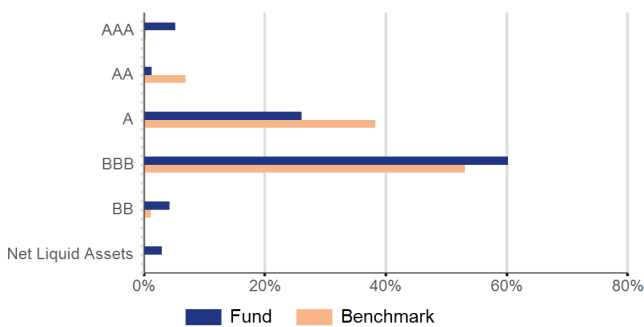
Asset allocation



Country breakdown (in %)



Rating breakdown (in %)



Bond characteristics

Effective Duration	4.49
Spread Duration	4.77
Effective Yield in %	3.85
Average Coupon in %	3.44
Average Rating	BBB+
Running Yield in %	3.38
Year To Maturity	5.52
Modified Duration To Worst	4.51
Year To First Call	4.94

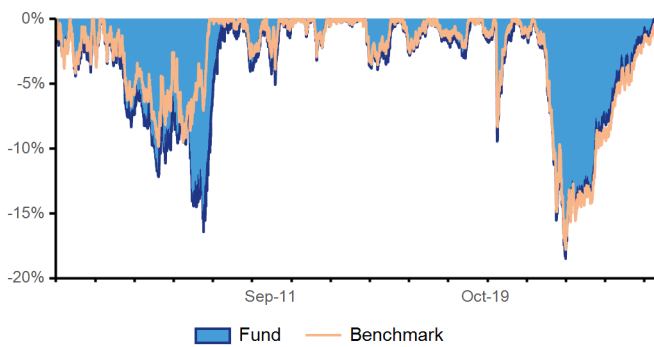
Risk data

Commitment	37.95
------------	-------

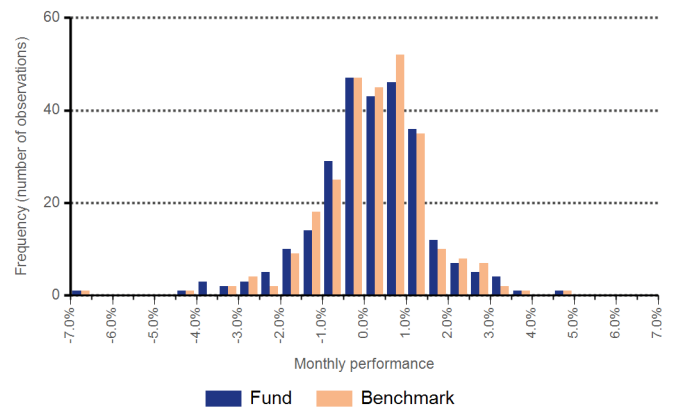
A figure of zero is indicative of an economic exposure equal to 100%

Drawdown

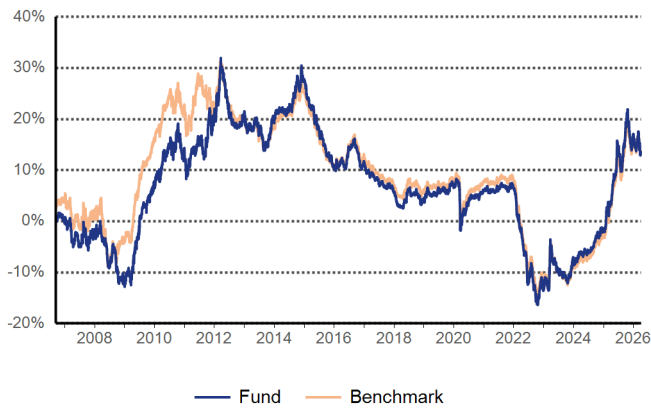
Fund maximum drawdown since inception: **-18.47%**
 Benchmark maximum drawdown: **-17.78%**



Return distribution (Since inception)



3 years rolling performances



Source (unless otherwise stated): Nordea Investment Funds S.A. Period under consideration (unless otherwise stated): 27/02/2026 - 31/03/2026. Performance calculated NAV to NAV (net of fees and Luxembourg taxes) in the currency of the respective share class, gross income and dividends reinvested, excluding initial and exit charges as per 31/03/2026. Initial and exit charges could affect the value of the performance. **The performance represented is historical; past performance is not a reliable indicator of future results and investors may not recover the full amount invested. The value of your investment can go up and down, and you could lose some or all of your invested money.** If the currency of the respective share class differs from the currency of the country where the investor resides the represented performance might vary due to currency fluctuations.

ESG Considerations

ESG characteristics help investors consider non-financial ESG factors in their investment decisions, providing insights into a fund's management and long-term prospects. The metrics below, based on various ESG data source providers, are for transparency and informational purposes only and do not alter a fund's investment objective or restrict its investable universe unless explicitly stated in the fund's documentation. For details on a fund's investment strategy, please see its prospectus.

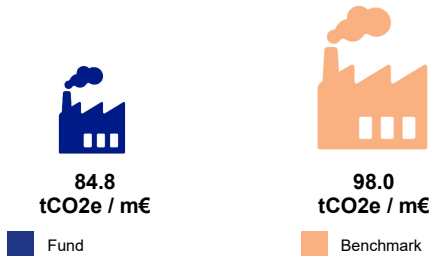
Environmental and Social Characteristics

- ✓ Minimum proportion of sustainable investments
- ✓ NAM's Paris-Aligned Fossil Fuel Policy
- ✓ Sector- and value-based exclusions

ESG Investment Strategy Summary

The fund employs a comprehensive ESG integration strategy, blending financial objectives with environmental and social responsibility. We commit to a minimum proportion of sustainable investments, as defined by SFDR, using our proprietary methodology aligned with UN SDGs and EU Taxonomy objectives. Our approach includes rigorous screening and exclusion policies, particularly focusing on companies involved in fossil fuel-related activities through our Paris-Aligned Fossil Fuel Policy. We exclude companies engaged in controversial activities or those with significant negative environmental impacts. Good governance practices are thoroughly assessed throughout our investment process.

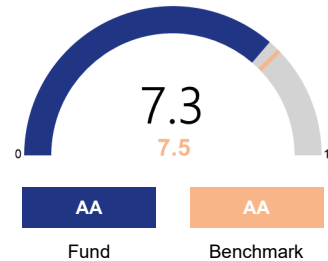
GHG intensity of investee companies



(In Tons of CO2 equivalent per million of euro of owned revenue). GHG Intensity of the portfolio, including Scope 1 and 2 emissions, for corporate issuers. Source: Nordea Investment Funds S.A.

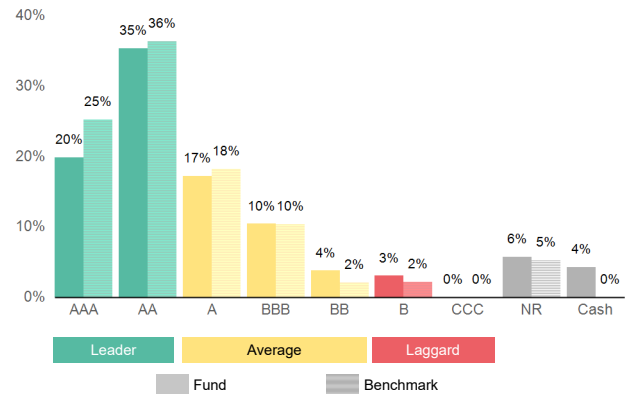
ESG Rating and Quality Score

Coverage Rate Fund: 93% Benchmark: 95%



Benchmark: ICE BofA Euro Corporate Index (EUR)
 The ESG Rating assesses the resilience of a fund's aggregate holdings to long term ESG risks. Highly rated funds consist of issuers with leading or improving management of key ESG risks. ©2026 MSCI ESG Research LLC. Reproduced by permission.

ESG Rating Breakdown



Source: © 2026 MSCI ESG Research LLC. Reproduced by permission.

ESG legend

Scope 1 refers to direct GHG emissions, Scope 2 refers to indirect GHG emissions from the consumption of purchased electricity and Scope 3 refers to other indirect emissions that occur from sources not owned or controlled by the company.

The metrics are used for illustrative purposes only and solely rely on MSCI ESG Research views © 2026 MSCI ESG Research LLC. Reproduced by permission. Although Nordea Investment Management AB's information providers, including without limitation, MSCI ESG Research LLC and its affiliates (the "ESG Parties"), obtain information from sources they consider reliable, none of the ESG Parties warrants or guarantees the originality, accuracy and/or completeness of any data herein. None of the ESG Parties makes any express or implied warranties of any kind, and the ESG Parties hereby expressly disclaim all warranties of merchantability and fitness for a particular purpose, with respect to any data herein. None of the ESG Parties shall have any liability for any errors or omissions in connection with any data herein. Further, without limiting any of the foregoing, in no event shall any of the ESG Parties have any liability for any direct, indirect, special, punitive, consequential or any other damages (including lost profits) even if notified of the possibility of such damages.

For more information on sustainability-related aspects of the fund, please visit nordea.lu/SustainabilityRelatedDisclosures.

The fund uses a benchmark which is not aligned with the environmental and social characteristics of the fund.

For more information on the ESG Rating Breakdown please visit <https://www.msci.com/data-and-analytics/sustainability-solutions/esg-fund-ratings>.

Risk & Reward Profile (RRP)

The risk indicator assumes you keep the product for 3 years. The summary risk indicator is a guide to the level of risk of this product compared to other products. It shows how likely it is that the product will lose money because of movements in the markets or because we are not able to pay you. We have classified this Fund as 2 out of 7, which is a low risk class. This rates the potential losses from future performance at a low level, and poor market conditions are very unlikely to impact the Fund's capacity to pay you. Be aware of currency risk. In some circumstances you will receive payments in a different currency, so the final return you will get depend on the exchange rate between the two currencies. This risk is not considered in the indicator shown above. For more information on risks the fund is exposed to, please refer to the section "Risk Descriptions" of the prospectus. Other risks materially relevant to the PRIIP not included in the summary risk indicator:

Credit risk: A bond or money market security, whether from a public or private issuer, could lose value if the issuer's financial health deteriorates.

Derivatives risk: Small movements in the value of an underlying asset can create large changes in the value of a derivative, making derivatives highly volatile in general, and exposing the fund to potential losses significantly greater than the cost of the derivative.

Prepayment and extension risk: Any unexpected behaviour in interest rates could hurt the performance of callable debt securities (securities whose issuers have the right to pay off the security's principal before the maturity date).

This product does not include any protection from future market performance so you could lose some or all of your investment.

Glossary / Definition of Terms

Absolute contribution

Total contribution of a security or fund achieved over a specific period, it is not measured relative to a benchmark.

Alpha

The risk-adjusted excess return relative to the benchmark, resulting from portfolio active management. It reflects the portion of the excess return that is not explained by systemic risk.

Average Coupon

Defined as the average interest payment of portfolio's fixed income positions relative to their principal value.

Average Rating

The average credit rating of all fixed income securities in the portfolio.

Beta

A measurement of the volatility of returns relative to the overall market beta equal to one. A security with beta higher (lower) than one has greater (lower) risk relative to the broad market.

Commitment

Represented by the sum of notional, or the sum of the commitments of individual derivatives after netting and hedging.

Correlation

The degree to which two variables move together. The metric assumes values between -1 and 1. A positive (negative) correlation means that variables move in the same (opposite) direction(s). If there is no relationship between each other, the correlation will be close to zero.

Effective Duration

The relative sensitivity to an absolute change in the interest rates. More specifically, it gives the percentage change in instrument value if all interest rates are increased by an absolute of 1%.

Effective Yield

The weighted average of yields of the fund's investments, taking derivatives and dividend yield on equity securities into account. Each instrument's yield is calculated in its currency denomination. It is not a return expectation, but a snapshot of the rate of return of the fund's investments at current prices, yields and FX levels.

Fund VaR

The probability-based estimate of the minimum loss over a period of time (horizon), given a certain confidence level, presented as percentage of the assets under management of the fund.

Information ratio

A measure of risk-adjusted return that is defined as the excess annual return of the portfolio over its benchmark (active return) relative to the variability of that excess return (tracking error). It is used to assess the added value of the active management. The figures presented may differ from target values due to cut-off time discrepancies between the fund's Net Asset Value and its benchmark. This timing difference typically leads to a higher TE and, consequently, a lower IR, which may not accurately depict the risk profile of the fund's holdings.

Maximum Drawdown

The largest loss measured from peak to trough until a new peak is attained. Note it only measures the size of the largest loss, without taking into consideration the frequency of large losses.

Modified Duration To Worst

A measure of sensitivity of price to changes in the value of a bond in response to a change in interest rates, taking into account all call features.

NAV

Net Asset Value, the total value of a fund's assets less its liabilities.

Ongoing charges

It is an estimate of the charges that excludes performance related fees and transaction costs including third party brokerage fees and bank charges on securities transactions.

Physical instruments

An item of economic, commercial or exchange value that has a material existence.

Running Yield

Annualised rate of return calculated as the annual income (coupons) of an investment divided by its current market value.

SFDR

Sustainable Finance Disclosure Regulation, a European legislation which applies to products manufactured in the EU.

Spread Duration

A measure of the sensitivity of the security price to changes in its credit spread. Credit spread is defined as the difference between the security yield and risk free benchmark yield.

Tracking error

The volatility of the difference between the returns of an investment and its benchmark. The lower the number, the closer the fund's historic performance has followed the benchmark performance. The figures presented may differ from target values due to cut-off time discrepancies between the fund's Net Asset Value and its benchmark. This timing difference typically leads to a higher TE and, consequently, a lower IR, which may not accurately depict the risk profile of the fund's holdings.

Volatility

A statistical measure of the fluctuations of a security's price. It can also be used to describe fluctuations in a particular market. High volatility is an indication of higher risk.

Year To First Call

The number of years until the next call date, in bond with embedded options.

Year To Maturity

Amount of time, in years, until a bond reaches maturity and repays its principal.

Disclaimer

Nordea Asset Management is the functional name of the asset management business conducted by the legal entities Nordea Investment Funds S.A., Nordea Investment Management AB, and Nordea Funds Ltd and their branches and subsidiaries. The funds mentioned are part of Nordea 1, SICAV, an open-ended Luxembourg-based investment company. The prospectus, the Key Information Document (KID) and the Key Investor Information Document (KIID) for UK investors, and the annual and semi-annual reports are available electronically in English and/or in the local language of the market where the mentioned SICAV is authorised for distribution, without charge upon request from the management company Nordea Investment Funds S.A., 562, rue de Neudorf, P.O. Box 782, L-2017 Luxembourg, from the local representatives or information agents, or from our distributors as well as on nordea.lu. This material is for information purposes only and does not amount to an investment advice or an offer or recommendation to buy or sell any financial product and should not be used as basis for an investment decision. Views and opinions reflect the current economic market conditions, and are subject to change. While the information herein is considered to be correct, no representation or warranty can be given on the ultimate accuracy or completeness of such information. Prospective investors or counterparties should consult professional advisors and independently assess the implications and suitability of any potential investment. Please note that all funds and share classes might not be available in your country of jurisdiction. All investments involve risks; losses may be made. For details on risks associated with these funds, please refer to the prospectus and KID or KIID. The investments promoted concern the acquisition of units or shares in a fund, not in any given underlying asset such as shares of a company, as these are only the underlying assets owned by the fund. For information on sustainability-related aspects of the funds, please visit nordea.lu/SustainabilityRelatedDisclosures. Published by Nordea Investment Funds S.A. Nordea Investment Management AB and Nordea Investment Funds S.A. are licensed and supervised by the Financial Supervisory Authority in Sweden and Luxembourg respectively. Nordea Funds Ltd is a management company incorporated in Finland and supervised by the Finnish Financial Supervisory Authority. A summary of investor rights is available in English through the following link: nordea.lu/documents/summary-of-investors-rights/SOIR_eng_INT.pdf. Nordea Investment Funds S.A. may decide to terminate the arrangements made for the marketing of its funds in any respective EU-country of distribution in accordance with Article 93a of Directive 2009/65/EC. This material may not be reproduced or circulated without prior permission. © Nordea Asset Management. **In Austria:** The Facility Agent is Erste Bank der österreichischen Sparkassen AG, Am Belvedere 1, 1100 Vienna, Austria. **In Belgium:** Financial Service Agent responsibilities have been assumed by Nordea Investment Funds S.A. **In France:** With the authorisation of the AMF the shares of the-funds of Nordea 1, SICAV may be distributed in France. Centralising Correspondent in France is CACEIS Bank, located at 89-91 rue Gabriel Peri, 92120 Montrouge, France. **In Germany:** Investments in equity and debt instruments issued by banks could bear the risk of being subject to the bail-in mechanism (meaning that equity and debt instruments could be written down in order to ensure that most unsecured creditors of an institution bear appropriate losses) as foreseen in EU Directive 2014/59/EU. **In Italy:** Paying Agents: State Street Bank International GmbH - Succursale Italia, Allfunds Bank S.A.U –Succursale di Milano, Société Générale Securities Services S.p.A., Banca Sella Holding S.p.A, Banca Monte dei Paschi di Siena S.p.A, CACEIS Bank S.A., Italian Branch. **In Portugal:** The Paying Agent in Portugal is BEST - Banco Electrónico de Serviço Total, S.A., duly incorporated under the laws of Portugal and registered with the CMVM as a financial intermediary. **In Spain:** The Representative Agent is Allfunds Bank S.A.U., C/ de los Padres Dominicos, 7, 28050, Madrid, Spain. A complete list of the authorised distributors is available in the CNMV's webpage (cnmv.es). **In Switzerland:** For qualified investors only, as defined by Article 10 of the Federal Act on Collective Investment Schemes (CISA). The Representative and Paying Agent is BNP Paribas, Paris, Zurich branch, Selnaustrasse 16, 8002 Zurich, Switzerland. Published by Nordea Asset Management Schweiz GmbH, which is registered under the number CHE-218.498.072 and authorised in Switzerland by FINMA. **In the United Kingdom:** This Fund is recognized in the UK under the Overseas Fund Regime (OFR). Compensation will not be available under the UK Financial Services Compensation Scheme (FSCS) and UK investors will not be able to refer a complaint about this fund, its management company, or its depositary to the UK's Financial Ombudsman Service. This product is out of scope of the UK Sustainability Disclosure Requirements. Published by Nordea Asset Management UK Limited, a private limited company incorporated in England and Wales with registered number 11297178; which is authorised and regulated by the Financial Conduct Authority. Registered office at 5 Aldermanbury Square, London, United Kingdom, EC2V 7AZ. **In Brazil:** Neither Nordea Investment Funds S.A. nor Nordea 1, SICAV have been, and will not be, registered with the Brazilian Securities Commission (Comissão de Valores Mobiliários - CVM). The Nordea 1, SICAV must not be offered or sold in Brazil except in circumstances which do not constitute a public offering or distribution under Brazilian laws and regulations. Documents relating to the offering of the Nordea 1, SICAV, as well as information contained therein, must not be supplied to the general public in Brazil, as the offering of the Nordea 1, SICAV is not a public offering of securities in Brazil, nor used in connection with any offer for subscription or sale of the Nordea 1, SICAV to the general public in Brazil. Investors within Brazil should consult with their own counsel as to the applicability of these laws and regulations or any exemption therefrom. **In Chile:** Specially and Regular Qualified investors only, as defined in the CMF General Rule no. 216, Section II nr.1-8. Some of the share classes within the Nordea 1, SICAV have been registered in the Registry of Foreign Securities of the Commission for the Financial Market, with Certificate No. 697 of that entity. Chile NAM SpA, Av. Vitacura 2670, Piso 15, Las Condes, Santiago Chile, Chile. The above mentioned offering documents and the list of shares registered are available upon request to Nordea Investment Funds S.A. or from our service agent Larrain Vial Activos S.A. Administradora General de Fondos, El Bosque Norte Av. 0177, 3rd floor, Santiago, Chile. For non-registered shares: (i) the offer is made pursuant to the CMF Rule 336; (ii) the offer deals with securities that are not registered in the Securities Registry (Registro de Valores) or in the Foreign Securities Registry (Registro de Valores Extranjeros) kept by the CMF, which are, therefore, not subject to the supervision of the CMF; (iii) given that the securities are not registered, there is no obligation for the issuer to disclose in Chile public information about said securities; and (iv) the securities may not be publicly offered as long as they are not registered in the corresponding Securities Registry. It conforms to the General Ruling no. 336, as amended, issued by the Comisión para el Mercado Financiero de Chile (the "CMF") on June 27th, 2012 ("Safe Harbour Regulation" or "SHR"). Some of the share classes mentioned within this material are not registered in the Registry of Securities or in the Registry of Foreign Securities of the CMF, i.e. these funds are not subject to the oversight of the CMF. As long as the funds mentioned within this material are not registered with the corresponding Registry of Securities in Chile, this material shall not constitute a public offering. Nordea Investment Funds S.A. is not obligated to provide public information in Chile regarding the funds mentioned within this material since they are not registered with the CMF. **In Peru:** The Nordea 1, SICAV have not and will not be registered in the Public Registry of the Capital Market (Registro Público del Mercado de Valores) regulated by the Superintendency of the Capital Market (Superintendencia del Mercado de Valores – "SMV"). Therefore, neither this material, nor any other material related to the program has been submitted to or reviewed by the SMV. The securities will be placed through a private offer aimed exclusively at institutional investors. Persons and/or entities that do not qualify as institutional investors should refrain from participating in the private offering of the securities. Nordea Investment Funds S.A. and the fund: (i) are subject to the laws and jurisdiction of Luxembourg, and (ii) are not regulated or supervised by any Peruvian entity or government authority. **In Uruguay:** The sale of the shares qualifies as a private placement pursuant to section 2 of Uruguayan law 18,627. The shares must not be offered or sold to the public in Uruguay, except in circumstances which do not constitute a public offering or distribution under Uruguayan laws and regulations. The shares are not and will not be registered with the Financial Services Superintendency of the Central Bank of Uruguay. The shares correspond to investment funds that are not investment funds regulated by Uruguayan law 16,774 dated 27.09.1996, as amended. **For US offshore investors:** Shares of the Nordea 1, SICAV have not been, nor will they be, registered under the United States Investment Company Act of 1940, as amended, nor the United States Securities Act of 1933, as amended. None of the shares may be offered or sold, transferred or delivered, directly or indirectly in the United States or to, or for the account or benefit of, any U.S. Person, as defined by Regulation S under the U.S. Securities Act of 1933, as amended. Accordingly, the shares are being offered and sold only outside the United States to persons other than U.S. Persons in offshore transactions that meet the requirements of Regulation S under the U.S. Securities Act. **In Canada:** For further information please refer to the Canadian Information Statement, Canadian Marketing Legend and Notification to Canadian Clients.