

JPMorgan ETFs (Ireland) ICAV -

Climate Change Solutions UCITS ETF

Class: JPM Climate Change Solutions UCITS ETF - USD (acc)

Fund overview

ISIN
IE00008S1EX4

Investment objective: The Sub-Fund aims to achieve a return through investing in companies with exposure to the theme of climate change solutions.

Investment policy: The Sub-Fund pursues an actively managed investment strategy without reference or constraints relative to the Benchmark.

The Sub-Fund will invest in companies that have been identified by the Investment Manager, at the time of purchase, as best positioned to develop solutions to address climate change, by being significantly engaged in developing climate change solutions, whilst not significantly harming any environmental or social objectives and following good governance practices.

Companies are selected in relation to key sub-themes of climate change solutions, which may change from time to time, such as sustainable transport, sustainable construction, sustainable food & water, renewable energy and recycling and re-use. The Investment Manager considers that these investments qualify as "sustainable investments" for the purposes of SFDR. Investments are evaluated and deemed sustainable investments via the following process.

Significant engagement in developing climate change solutions will be measured through metrics such as revenue or potential revenue generated by companies through such solutions or other metrics applied by the Investment Manager which may change from time to time in relation to the key sub-themes as described above.

In order to qualify for inclusion in the portfolio, a company must generate at least 20% of its revenue from one of the identified sub-themes. If a security does not generate at least 20% of its revenue from an identified sub-theme, it may still be eligible for inclusion based on a qualitative assessment of future revenue potential, based on metrics such as capital expenditure.

The process to identify companies with exposure to the theme of climate change solutions has three steps.

The Investment Manager evaluates and applies values and norms based screening to implement exclusions on certain industries and issuers based on specific ESG criteria and/or minimum standards of business practice based on international norms. To support this screening, the Investment Manager relies on third party provider(s) who identify an issuer's participation in or the revenue which they derive from activities that are inconsistent with the values and norms based screens. The list of screens applied that may result in exclusions can be found on the Website (www.jpmorganassetmanagement.ie).

Investment approach

- Uses the ThemeBot which, through natural language processing, determines textual relevance and revenue attribution to identify companies exposed to the theme of climate change solutions and its related sub-themes.
- Using the results of Themebot as the basis for company selection, applies an active, bottom-up investment approach to stock selection, drawing on a fundamental research-based investment process.
- Applies values and norms based screening to implement exclusions.

Investor profile: Typical investors in the Sub-Fund are expected to be those who seek exposure to the markets covered by the Benchmark and seek to invest in companies best positioned to develop solutions to address climate change, by being significantly engaged in developing climate change solutions, whilst not significantly harming any environmental or social objectives and following good governance practices.

Portfolio manager(s)	Fund assets	Domicile Ireland
Jack Featherby	USD 42.2m	Shares outstanding
Yazann Romahi	Fund launch	1,299,790
Fred Barasi	14 Jun 2022	UK reporting status
Fund reference currency USD	NAV USD 34.6335	Yes
Share class	Class launch	Ongoing charge 0.55%
currency USD	14 Jun 2022	

Fund ratings As at 31 August 2024

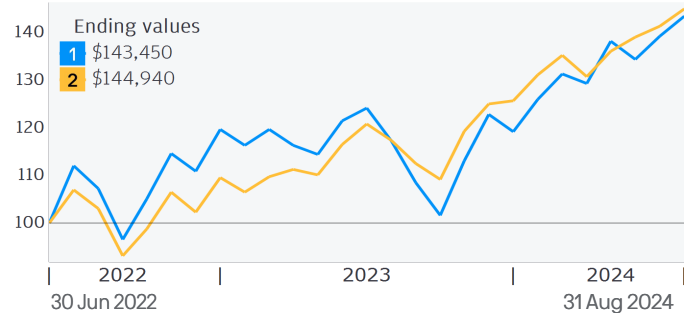
Morningstar Category™ Sector Equity Ecology

Performance

1 Class: JPM Climate Change Solutions UCITS ETF - USD (acc)

2 Benchmark: MSCI All Country World Index (Total Return Net)

Growth of USD 100,000 Calendar years



Quarterly rolling 12-month performance (%)

As at end of June 2024

	2019/2020	2020/2021	2021/2022	2022/2023	2023/2024
1	-	-	-	21.48	10.63
2	-	-	-	16.53	19.38

Calendar Year Performance (%)

	2014	2015	2016	2017	2018	2019	2020	2021	2022	2023
1	-	-	-	-	-	-	-	-	-	10.72
2	-	-	-	-	-	-	-	-	-	22.20

Return (%)

	Cumulative				Annualised		
	1 month	3 months	1 year	YTD	3 years	5 years	Launch
1	2.98	3.78	22.32	16.82	-	-	16.91
2	2.54	6.51	23.44	15.97	-	-	18.57

Performance Disclosures

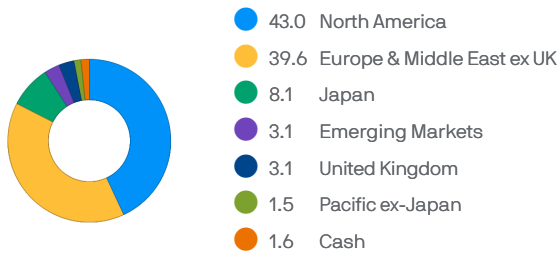
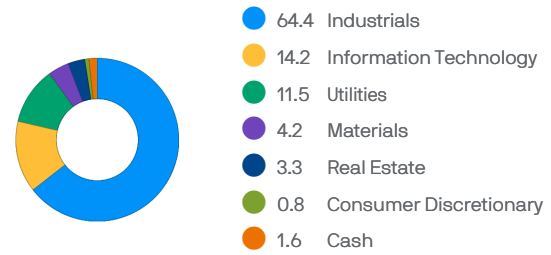
Past performance is not a guide to current and future performance. The value of your investments and any income from them may fall as well as rise and you may not get back the full amount you invested.

ESG

For more information on our approach to sustainable investing at J.P. Morgan Asset Management please visit <https://am.jpmorgan.com/lu/esg>

Holdings As at 31 July 2024

Top 10	Sector	% of assets
Prysmian	Industrials	4.9
Trane Technologies	Industrials	4.3
Hitachi	Industrials	4.2
Schneider Electric	Industrials	3.9
Quanta Services	Industrials	3.7
Nextera Energy	Utilities	3.4
Xylem	Industrials	3.2
Keyence	Information Technology	3.2
Tetra Tech	Industrials	3.1
SSE	Utilities	3.0

Regions (%) As at 31 July 2024**Sectors (%)** As at 31 July 2024**Number of Holdings**

64

Trading information

Stock exchange	Exchange ticker	Trading currency	Bloomberg ticker	Reuters RIC	SEDOL
London Stock Exchange	T3MP	USD	T3MP LN	T3MP.L	BN7SB82
London Stock Exchange	T3PM	GBX	T3PM LN	T3PM.L	BN7SB93
Deutsche Borse	T3MP	EUR	T3MP GY	T3MP.DE	BN7S9Y4
Borsa Italiana	TEMP	EUR	TEMP IM	TEMP.MI	BN7SB60
Six Swiss Exchange	TEMP	USD	TEMP SW	TEMP.S	BN7SB71

Key risks

The value of your investment may fall as well as rise and you may get back less than you originally invested.

The value of equities may go down as well as up in response to the performance of individual companies and general market conditions, sometimes rapidly or unpredictably. If a company goes through bankruptcy or a similar financial restructuring, its shares in issue typically lose most or all of their value.

Since the instruments held by the Sub-Fund may be denominated in currencies other than the Base Currency, the Sub-Fund may be affected unfavourably by exchange control regulations or fluctuations in currency rates. For this reason, changes in currency exchange rates can affect the value of the Sub-Fund's portfolio and may impact the value of the Shares.

The Sub-Fund seeks to provide a return above the Benchmark; however the Sub-Fund may underperform the Benchmark.

Emerging markets may be subject to increased political, regulatory and economic instability, less developed custody and settlement practices, poor transparency and greater financial risks.

Thematic risk

To the extent that a Sub-Fund invests a large portion of its assets in a single theme it is likely to be more volatile and carry a greater risk of loss than a Sub-Fund that invests more broadly. Sub-Funds that are concentrated in investments exposed to a single theme may be subject to periods of underperformance and could be disproportionately affected by political, taxation, regulation, or government policy prejudicial to the theme which could lead to decreased liquidity and increased volatility in the value of the relevant securities.

Smaller companies risk

Stocks of smaller companies which may be less liquid, more volatile and tend to carry greater financial risk than stocks of larger companies.

General Disclosures

Before investing, obtain and review the current prospectus, Key Investor Information Document (KIID), and any applicable local offering document. These documents, as well as the sustainability-related disclosures, the annual and semi-annual reports and the articles of incorporation, are available in English from your financial adviser, your J.P. Morgan Asset Management regional contact, the fund's issuer (see below) or at <https://am.jpmorgan.com/gb/en/asset-management/per/>. A summary of investor rights is available in English at <https://am.jpmorgan.com/lu/investor-rights>. J.P. Morgan Asset Management may decide to terminate the arrangements made for the marketing of its collective investment undertakings. This material should not be considered as advice or an investment recommendation. Fund holdings and performance are likely to have changed since the report date.

To the extent permitted by applicable law, we may record telephone calls and monitor electronic communications to comply with our legal and regulatory obligations and internal policies. Personal data will be collected, stored and processed by J.P. Morgan Asset Management in accordance with our EMEA Privacy

Policy www.jpmorgan.com/emea-privacy-policy.

The risk indicator is based on the historic volatility of the Net Asset Value of the Share Class over the last five years and may not be a reliable indication of the future risk profile of the Share Class. The risk and reward category shown above is not guaranteed to remain unchanged and may change over time. A Share Class with the lowest risk rating does not mean a risk-free investment. See the Key Investor Information Document (KIID) for details.

The possible difference between the current ongoing charge as stated in this document and those mentioned in the KIID, is caused by the fact that the costs mentioned in the KIID are an estimate based on the actual costs incurred over the past year.

Performance information

Source: J.P. Morgan Asset Management. Share class performance is shown based on the NAV (net asset value) of the share class with income (gross) reinvested including actual ongoing charges excluding any entry and exit fees. Performance is shown based on the NAV which may not be the same as the market price of the ETF. Individual shareholders may realise returns that are different to the NAV based returns.

The return of your investment may change as a result of currency fluctuations if your investment is made in a currency other than that used in the past performance calculation.

Indices do not include fees or operating expenses and you cannot invest in them.

The benchmark is for comparative purposes only unless specifically referenced in the Sub-Funds' Investment Objective and Policy.

Information Sources

Fund information, including performance calculations and other data, is provided by J.P. Morgan Asset Management (the marketing name for the asset management businesses of JPMorgan Chase & Co. and its affiliates worldwide).

All data is as at the document date unless indicated otherwise.

© 2024 Morningstar. All Rights Reserved. The information contained herein: (1) is proprietary to Morningstar; (2) may not be copied or distributed; and (3) is not warranted to be accurate, complete or timely. Neither Morningstar nor its content providers are responsible for any damages or losses arising from any use of this information.

Regional Contact

JPMorgan Asset Management (UK) Limited Registered address: 25 Bank Street, Canary Wharf, London E14 5JP, United Kingdom. Authorised and regulated by the Financial Conduct Authority. Registered in England No. 01161446.

Issuer

JPMorgan Asset Management (Europe) S.à r.l., 6, route de Trèves, L-2633 Senningerberg, Luxembourg. B27900, corporate capital EUR 10.000.000. The Sub-Fund is authorised in Ireland and regulated by the Central Bank of Ireland.

Definitions

NAV Net Asset Value of a fund's assets less its liabilities per Share.