

1	2	3	4	5	6	7
Lower Risk			Higher Risk			

JPMorgan Investment Funds -

Global Macro Opportunities Fund

Class: JPM Global Macro Opportunities D (acc) - EUR

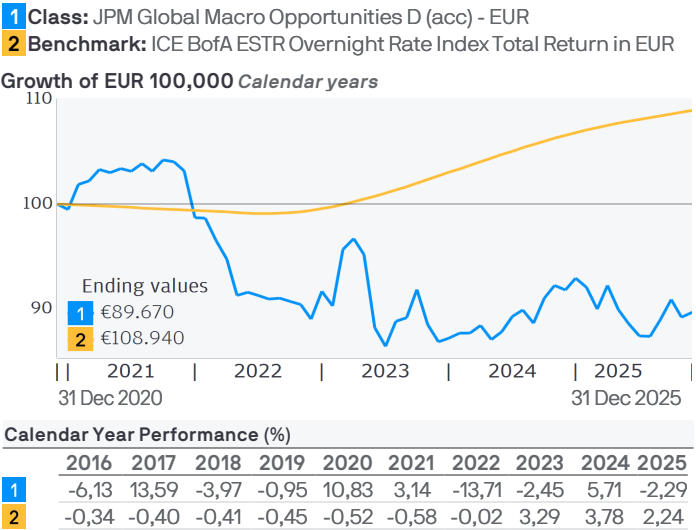
Fund overview

ISIN LU0115098948	Valor 1310033	Bloomberg JPMECAD LX
Investment objective: To achieve capital appreciation in excess of its cash benchmark by investing primarily in securities, globally, using derivatives where appropriate.		
Investment approach <ul style="list-style-type: none">Investment process based on macroeconomic research to identify global investment themes and opportunities.Flexible and focused approach to take advantage of global trends and changes through traditional and non-traditional assets.Fully integrated, risk management framework provides detailed portfolio analysis.		
Portfolio manager(s) Shrenick Shah Josh Berelowitz Michal Plotkowiak Jonathan Cummings Yazann Romahi	Share class currency EUR Fund assets EUR 1443,1m Fund launch 23 Oct 1998 NAV EUR 142,02	Class launch 12 Dec 2001 Domicile Luxembourg Entry/exit charges Entry charge (max) 5,00% Exit charge (max) 0,50% Ongoing charge 2,16%
ESG information ESG approach - ESG Promote Promotes environmental and / or social characteristics. SFDR classification: Article 8 "Article 8" strategies promote social and/or environmental characteristics, but do not have sustainable investing as a core objective.		

Fund ratings *As at 31 December 2025*

Morningstar Category™ Macro Trading EUR

Performance



Return (%)		Cumulative				Annualised		
		1 month	3 months	1 year	YTD	3 years	5 years	10 years
1		0,55	0,79	-2,29	-2,29	0,25	-2,16	0,08
2		0,17	0,49	2,24	2,24	3,10	1,73	0,64

Performance Disclosures
Past performance is not a guide to current and future performance. The value of your investments and any income from them may fall as well as rise and you may not get back the full amount you invested.

ESG
For more information on environmental, social and governance (ESG) integration and our approach to sustainable investing at J.P. Morgan Asset Management please visit <https://am.jpmorgan.com/ch-en/esg>

Portfolio analysis

Measurement	3 years	5 years
Alpha (%)	-2,77	-3,82
Annualised volatility (%)	8,08	7,04
Sharpe ratio	-0,30	-0,51

Holdings

Current Positioning - Physical (%)

Equity	36,6
Fixed Income	34,1
Cash/cash for margin	21,5
Gold	7,8

Figures shown may not add up to 100 due to rounding.

Current Positioning - Derivatives (%)

Interest rate swap	33,9
Equity futures	2,4
Equity options	0,0
Bond futures	-3,1

Figures shown may not add up to 100 due to rounding.

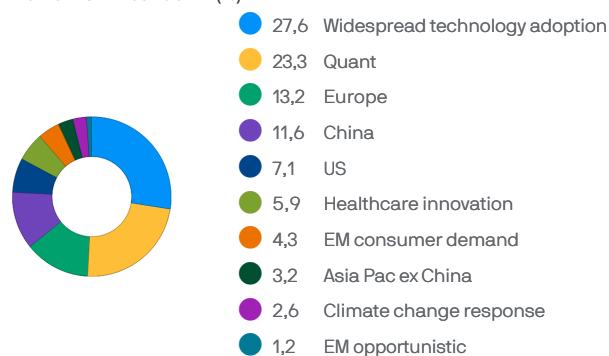
Portfolio Characteristics

Fund volatility	8.1%
Net equity exposure	38.9%
Duration	1.7 years

Value at Risk (Var)

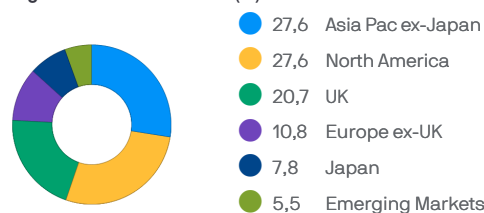
Value at Risk (Var)	Fund
VaR	5,00%

Theme Risk Breakdown (%)



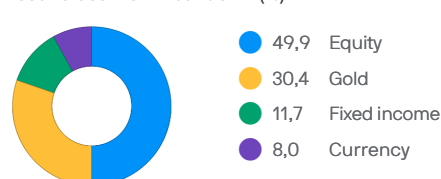
Figures shown may not add up to 100 due to rounding.

Regional Risk Breakdown (%)



Figures shown may not add up to 100 due to rounding.

Asset Class Risk Breakdown (%)



Figures shown may not add up to 100 due to rounding.

Key risks

The Sub-Funds is subject to **Investment risks** and **Other associated risks** from the techniques and securities it uses to seek to achieve its objective.

The table below explains how these risks relate to each other and the **Outcomes to the Shareholder** that could affect an investment in the Sub-Fund.

Investors should also read [Risk Descriptions](#) in the Prospectus for a full description of each risk.

Investment risks Risks from the Sub-Fund's techniques and securities

Techniques	Securities	
Concentration	China	- Investment grade debt
Derivatives	Commodities	- Government debt
Hedging	Convertible securities	- Unrated debt
Leverage	Debt securities	Emerging markets
Short positions	- Below investment grade debt	Equities

Other associated risks Further risks the Sub-Fund is exposed to from its use of the techniques and securities above

Credit	Interest rate	Market
Currency	Liquidity	

Outcomes to the Shareholder Potential impact of the risks above

Loss	Volatility	Failure to meet the Sub-Fund's objective.
Shareholders could lose some or all of their money.	Shares of the Sub-Fund will fluctuate in value.	

General Disclosures

Before investing, obtain and review the current prospectus (available in English), Key Information Document (KID) (available in English) and any applicable local offering document. These documents, as well as the sustainability-related disclosures, the annual and semi-annual reports and the articles of incorporation, are available free from your financial adviser, your J.P. Morgan Asset Management regional contact, the fund's issuer (see below) or at www.jpmmam.ch.

A summary of investor rights is available in French at <https://am.jpmorgan.com/ch-fr/droits-des-investisseurs>. J.P. Morgan Asset Management may decide to terminate the arrangements made for the marketing of its collective investment undertakings.

JPMorgan Asset Management (Switzerland) LLC herewith informs investors that with respect to its distribution activities in and from Switzerland it receives commissions pursuant to Art. 34 para. 2bis of the Swiss Collective Investment Schemes Ordinance dated 22 November 2006. These commissions are paid out of the management fee as defined in the fund documentation. Further information regarding these commissions, including their calculation method, may be obtained upon written request from JPMorgan Asset Management (Switzerland) LLC, Dreikönigstrasse 37, 8002 Zurich.

This material should not be considered as advice or an investment recommendation. Fund holdings and performance are likely to have changed since the report date.

To the extent permitted by applicable law, we may record telephone calls and monitor electronic communications to comply with our legal and regulatory obligations and internal policies. Personal data will be collected, stored and processed by J.P. Morgan Asset Management in accordance with our EMEA Privacy Policy www.jpmmam.com/emea-privacy-policy

For additional information on the sub-fund's target market please refer to the Prospectus.

Risk Indicator - The risk indicator assumes you keep the product for

5 year(s). The risk of the product may be significantly higher if held for less than the recommended holding period.

The ongoing charge is the charge used in the EU PRIIPs KID. This charge represents the total cost of managing and operating the fund, including management fees, administrative costs, and other expenses (excluding transaction costs). The breakdown of costs are the max as detailed in the fund's prospectus. For more detailed information, please refer to the fund's prospectus and the PRIIPs KID available on our website.

Performance information

Source: J.P. Morgan Asset Management. Share class performance is shown based on the NAV (net asset value) of the share class with income (gross) reinvested including actual ongoing charges excluding any entry and exit fees.

The return of your investment may change as a result of currency fluctuations if your investment is made in a currency other than that used in the past performance calculation.

Indices do not include fees or operating expenses and you cannot invest in them.

The benchmark is for comparative purposes only unless specifically referenced in the Sub-Funds' Investment Objective and Policy.

Holdings information

Risk is the ex-ante standard deviation shown as a proportion of the total grouping ie: theme, region and asset class.

VaR is a means of measuring the potential loss to a Sub-Fund due to market risk and is expressed as the maximum potential loss at a 99% confidence level. The holding period for the purpose of calculating global exposure is one month.

Information Sources

Fund information, including performance calculations and other data, is provided by J.P. Morgan Asset Management (the marketing name for the asset management businesses of JPMorgan Chase & Co. and its affiliates worldwide).

All data is as at the document date unless indicated otherwise.

© 2025 Morningstar. All Rights Reserved. The information contained herein: (1) is proprietary to Morningstar; (2) may not be copied or distributed; and (3) is not warranted to be accurate, complete or timely. Neither Morningstar nor its content providers are responsible for any damages or losses arising from any use of this information.

The benchmark is for comparative purposes only unless specifically referenced in the Sub-Fund's Investment Objective and Policy.

Issuer

JPMorgan Asset Management (Europe) S.à r.l., 6, route de Trèves, L-2633 Senningerberg, Luxembourg. B27900, corporate capital EUR 10,000,000.

FUNDS REPRESENTATIVE IN SWITZERLAND

JPMorgan Asset Management (Switzerland) LLC, Dreikönigstrasse 37, 8002 Zurich, Switzerland.

FUNDS PAYING AGENT IN SWITZERLAND

J.P. Morgan (Suisse) SA, Rue du Rhône 35, 1204 Geneva, Switzerland.

Contact in the UK:

JPMorgan Asset Management (UK) Limited Registered address: 25 Bank Street, Canary Wharf, London E14 5JP, United Kingdom. Authorised and regulated by the Financial Conduct Authority. Registered in England No. 01161446.

Definitions

NAV Net Asset Value of a fund's assets less its liabilities per Share.

Alpha (%) a measure of excess return generated by a manager compared to the benchmark. An alpha of 1.00 indicates that a fund has outperformed its benchmark by 1%.

Annualised volatility (%) measures the extent to which returns vary up and down over a given period.

Sharpe ratio performance of an investment adjusting for the amount of risk taken (compared a risk-free investment). The higher the Sharpe ratio the better the returns compared to the risk taken.