

1	2	3	4	5	6	7
---	---	---	---	---	---	---

Lower Risk Higher Risk

JPMorgan Liquidity Funds - USD Liquidity LVNAV Fund

Class: JPM USD Liquidity LVNAV E (acc.)

Fund overview

ISIN LU1873131475	Valor 43651586	Bloomberg JPMULLE LX
Investment objective: The Sub-Fund seeks to achieve a return in the Reference Currency in line with prevailing money market rates whilst aiming to preserve capital consistent with such rates and to maintain a high degree of liquidity.		
Investor profile: This liquidity Sub-Fund uses high quality short-term Debt Securities, deposits with credit institutions and Reverse Repurchase Agreements to enhance returns. Investors in the Sub-Fund are therefore likely to be looking for an alternative to cash deposits for their medium-term or temporary cash investments, including seasonal operating cash for pension funds or the liquidity components of investment portfolios.		
Portfolio manager(s) Doris Grillo Chris Tufts Robert Motroni	Domicile Luxembourg	Cash settlement date T+1
Fund reference currency USD	Fund assets USD 158117,0m	Fund cut-off 17:00 New York
Fund legal structure SICAV/UCITS	Fund launch 12 Jan 1987	Minimum initial investment USD 250,000,000
Classification Short term MMF – LVNAV	NAV USD 12291,88	Minimum additional investment USD 0
	Class launch 3 Dec 2018	Ongoing charge 0,10%
	Valuation date Daily	
ESG information		
ESG approach - ESG Promote Promotes environmental and / or social characteristics.		
SFDR classification: Article 8 "Article 8" strategies promote social and/or environmental characteristics, but do not have sustainable investing as a core objective.		

Fund ratings As at 31 March 2026

Morningstar Category™ USD Money Market - Short Term

Moody's Fund Rating Aaa-mf

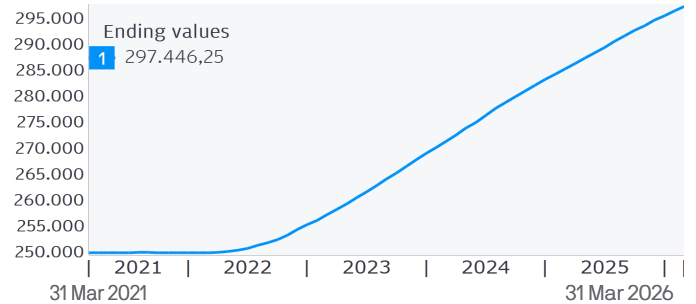
Fitch Fund Rating AAAMmf

S&P Fund Rating AAAM

Performance

1 Class: JPM USD Liquidity LVNAV E (acc.)

Growth of USD 250,000,000 Calendar years



Calendar Year Performance (%)

	2016	2017	2018	2019	2020	2021	2022	2023	2024	2025
1	-	-	-	2,37	0,70	0,04	1,77	5,31	5,37	4,42

Return (%)

	Cumulative				Annualised		
	1 month	3 months	1 year	YTD	3 years	5 years	Launch
1	0,29	0,89	4,21	0,89	4,94	3,54	2,86

7 day current yield as of 31.03.26 was 3,76%

Performance Disclosures

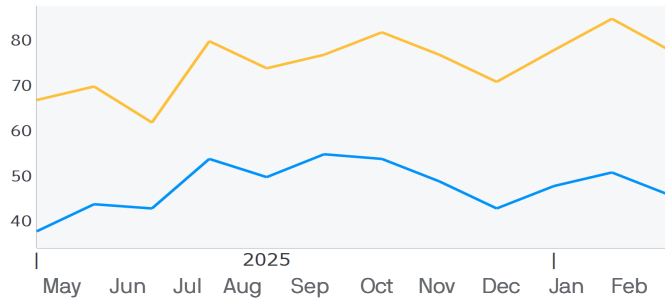
You should remember that past performance is not a reliable indicator of current and future results. The Fund is not a guaranteed investment. The investment in the Fund is different from an investment in a deposit. The value of your investments and any income from them may fall as well as rise in accordance with market conditions. You may not get back the full amount you invested and you bear the risk of any losses. The Fund does not rely on external support for guaranteeing the liquidity of the Fund or stabilising the NAV per share. The Sub-Fund is rated by an external credit rating agency. Such rating is financed by the Sub-Fund.

ESG

For more information on environmental, social and governance (ESG) integration and our approach to sustainable investing at J.P. Morgan Asset Management please visit <https://am.jpmorgan.com/ch-en/esg>

Weighted Average Maturity/Life

■ Weighted Average Maturity in days As at 31.03.26 46 days
 ■ Weighted Average Life in days As at 31.03.26 78 days



Holdings

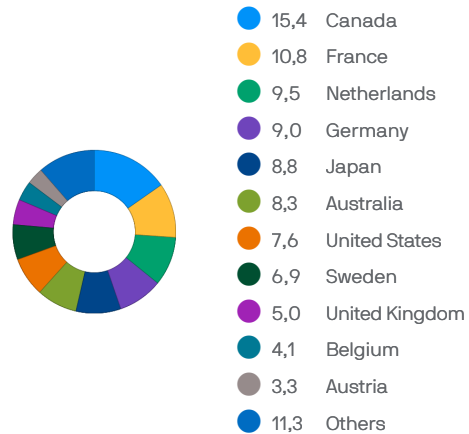
Top 10	Maturity date	% of assets
Royal Bank of Canada	01.04.2026	1,6
Landesbank Baden-Wurttemberg	01.04.2026	1,4
Skandinaviska Enskilda Banken	01.04.2026	1,3
DTCC	01.04.2026	1,3
DTCC	01.04.2026	1,2
Kingdom of Sweden	04.05.2026	1,1
US Treasury	07.04.2026	1,1
ANZ	01.04.2026	1,0
KBC	01.04.2026	1,0
ANZ	01.04.2026	1,0

Maturity (%)

Overnight	20,2
2 - 7 Days	7,6
8 - 30 Days	13,3
1 - 3 Months	24,1
4 - 6 Months	21,0
7-9 Months	8,5
10-12 Months	5,4

Figures shown may not add up to 100 due to rounding.

Regions (%)



Figures shown may not add up to 100 due to rounding.

Sectors (%)

Certificate of Deposit	28
Financial Co. Com Paper	27,5
Non-Financial Co. Com Paper	21,5
Time Deposit	16,4
U.S. Treasury Repo Agreement	3,1
Asset Backed Commercial Paper	1,8
U.S. Treasury Debt	1,1
Non-Negotiable Time Deposit	0,3
Other Inv - Bank Note	0,2
Other Inv - Medium Term Note	0,2

Figures shown may not add up to 100 due to rounding.

Key risks

The Sub-Fund's objective may not be achieved in adverse market conditions and Shareholders may get back less than they originally invested.

In adverse market conditions, the Sub-Fund may invest in zero or negative yielding securities which will have an impact on the return of the Sub-Fund.

The value of Debt Securities may change significantly depending on economic and interest rate conditions as well as the credit worthiness of the issuer. Issuers of Debt Securities may fail to meet payment obligations or the credit rating of Debt Securities may be downgraded.

The credit worthiness of unrated Debt Securities is not measured by reference to an independent credit rating agency.

The counterparty of Reverse Repurchase Agreements may fail to meet its obligations which could result in losses to the Sub-Fund.

Further information about risks can be found in "Appendix V Risk Factors" of the Prospectus.

General Disclosures

This is a marketing communication.

Before investing, obtain and review the current prospectus (available in English), Key Information Document (KID) (available in English) and any applicable local offering document. These documents, as well as the sustainability-related disclosures, annual and semi-annual reports and the articles of incorporation, are available free from your financial adviser, your J.P. Morgan Asset Management regional contact, the fund's issuer (see below) or at www.jpnam.ch.

A summary of investor rights is available in French at <https://am.jpmorgan.com/ch-fr/droits-des-investisseurs>. J.P. Morgan Asset Management may decide to terminate the arrangements made for the marketing of its collective investment undertakings.

JPMorgan Asset Management (Switzerland) LLC herewith informs investors that with respect to its distribution activities in and from Switzerland it receives commissions pursuant to Art. 34 para. 2bis of the Swiss Collective Investment Schemes Ordinance dated 22 November 2006. These commissions are paid out of the management fee as defined in the fund documentation. Further information regarding these commissions, including their calculation method, may be obtained upon written request from JPMorgan Asset Management (Switzerland) LLC, Dreikönigstrasse 37, 8002 Zurich.

This material should not be considered as advice or an investment recommendation. Fund holdings and performance are likely to have changed since the report date.

To the extent permitted by applicable law, we may record telephone calls and monitor electronic communications to comply with our legal and regulatory obligations and internal policies. Personal data will be collected, stored and processed by J.P. Morgan Asset Management in accordance with our EMEA Privacy Policy www.jpnam.com/emea-privacy-policy

The Fund does not rely on external support for guaranteeing the liquidity of the Fund or stabilising the NAV per share. The Sub-Fund is rated by an external credit rating agency. Such rating is financed by the Sub-Fund.

The Sub-Fund has received approval of a derogation from the CSSF (Commission de Surveillance du Secteur Financier) to invest up to 100% of its assets in different money market instruments issued or guaranteed separately by certain organisations. The Sub-Fund intends to invest more than 5% of its assets in the organisations listed in the Prospectus.

For additional information on the sub-fund's target market please refer to the Prospectus.

Risk Indicator - The risk indicator assumes you keep the product for 1 year(s). The risk of the product may be significantly higher if held for less than the recommended holding period.

The ongoing charge is the charge used in the EU PRIIPs KID. This charge represents the total cost of managing and operating the fund, including management fees, administrative costs, and other expenses (excluding transaction costs). The breakdown of costs are the max as detailed in the fund's prospectus. For more detailed information, please refer to the fund's prospectus and the PRIIPs KID available on our website.

Performance information

Source: J.P. Morgan Asset Management. Share class performance is shown based on the NAV (net asset value) of the share class with income (gross) reinvested including actual ongoing charges excluding any entry and exit fees.

The return of your investment may change as a result of currency fluctuations if your investment is made in a currency other than that used in the past performance calculation.

As of the 3 December 2018, this Fund has been reclassified in order to comply with the Regulation (EU) 2017/1131 of the European Parliament and of the Council of 14 June 2017 on Money Market Funds (MMFR).

Please refer to the Prospectus for additional information about cut-off times.

Holdings information

Annualised yields are quoted with a 365 day count convention.

The maturity breakdown is based on calendar days to maturity. These figures differ from the Daily and Weekly Assets figures calculated using business days to maturity. Weekly Assets also includes longer maturity holdings issued by certain government and supra-national authorities, if they can be converted to cash within one week.

Information Sources

Fund information, including performance calculations and other data, is provided by J.P. Morgan Asset Management (the marketing name for the asset management businesses of JPMorgan Chase & Co. and its affiliates worldwide).

All data is as at the document date unless indicated otherwise. © 2025 Morningstar. All Rights Reserved. The information contained herein: (1) is proprietary to Morningstar; (2) may not be copied or distributed; and (3) is not warranted to be accurate, complete or timely. Neither Morningstar nor its content providers are responsible for any damages or losses arising from any use of this information.

Issuer

JPMorgan Asset Management (Europe) S.à r.l., 6, route de Trèves, L-2633 Senningerberg, Luxembourg. B27900, corporate capital EUR 10.000.000.

FUNDS REPRESENTATIVE IN SWITZERLAND

JPMorgan Asset Management (Switzerland) LLC, Dreikönigstrasse 37, 8002 Zurich, Switzerland.

FUNDS PAYING AGENT IN SWITZERLAND

J.P. Morgan (Suisse) SA, Rue du Rhône 35, 1204 Geneva, Switzerland.

Contact in the UK:

JPMorgan Asset Management (UK) Limited Registered address: 25 Bank Street, Canary Wharf, London E14 5JP, United Kingdom. Authorised and regulated by the Financial Conduct Authority. Registered in England No. 01161446.

Definitions

NAV Net Asset Value of a fund's assets less its liabilities per Share.

Weighted Average Maturity Weighted average maturity or WAM means the average length of time to legal maturity or, if shorter, to the next interest rate reset to a money market rate, of all of the underlying assets in the MMF reflecting the relative holdings in each asset.

Weighted Average Life Weighted average life or WAL means the average length of time to legal maturity of all of the underlying assets in the MMF reflecting the relative holdings in each asset.

Yields The 7-day yield reflects the performance of an investment in the Fund over the past seven days, which is then annualised.

The 30-day yield reflects the performance of an investment in the Fund over the past thirty days, which is then annualised.

The "current" yields are annualised on a simple basis, and the "effective" yields are annualised on a compound basis.

The yields of the Funds fluctuate with market conditions such that an investor's annualised return may be more or less than the yields reported.

T+1/T+0 T+1 indicates next-day settlement of subscriptions and redemptions; T+0 indicates same-day settlement of subscriptions and redemptions.