

## HSBC Global Investment Funds

# EUROLAND GROWTH

Marketing communication | Monthly report 31 August 2025 | Share class M1C



### Investment objective

The Fund aims to provide long term capital growth and income by investing in a portfolio of Eurozone shares, while promoting environmental, social and governance (ESG) characteristics. The Fund qualifies under Article 8 of SFDR. The Fund aims to have a higher ESG score than its reference benchmark.



### Investment strategy

The Fund is actively managed. In normal market conditions, the Fund will invest at least 90% of its assets in shares (or securities similar to shares) of companies of any size, that are based in a European Monetary Union member country. The Fund typically focuses on profitable companies with higher-than-average reinvestment rates that maintains or increases their current level of growth. The Fund includes the identification and analysis of a company's environmental and social factors and corporate governance practices as an integral part of as an integral part of the investment decision making process. Companies considered for inclusion within the Fund's portfolio will be subject to excluded activities in accordance with HSBC Asset Management's Responsible Investment Policies, which may change from time to time. The Fund may invest up to 10% in Real Estate Investment Trusts, up to 10% in other funds, and may invest in bank deposits and money market instruments. See the Prospectus for a full description of the investment objectives and derivative usage.



### Main risks

- The Fund's unit value can go up as well as down, and any capital invested in the Fund may be at risk.
- The value of investible securities can change over time due to a wide variety of factors, including but not limited to: political and economic news, government policy, changes in demographics, cultures and populations, natural or human-caused disasters etc.
- Different investment styles typically go in and out of favour depending on market conditions and investor sentiment.

### Share Class Details

#### Key metrics

NAV per Share	<b>EUR 23.57</b>
Performance 1 month	<b>-1.91%</b>
Volatility 3 years	<b>16.08%</b>

#### Fund facts

UCITS V compliant	<b>Yes</b>
Dividend treatment	<b>Accumulating</b>
Dealing frequency	<b>Daily</b>
Valuation Time	<b>17:00 Luxembourg</b>
Share Class Base Currency	<b>EUR</b>
Domicile	<b>Luxembourg</b>
Inception date	<b>16 March 2005</b>
Fund Size	<b>EUR 109,588,815</b>
Reference benchmark	<b>100% MSCI EMU Net</b>
Managers	<b>Patrick Gautier Abderrahman Belcaid</b>

#### Fees and expenses

Minimum Initial Investment	<b>USD 5,000</b>
Ongoing Charge Figure <sup>1</sup>	<b>1.600%</b>

#### Codes

ISIN	<b>LU0213956849</b>
Valoren	<b>2093217</b>
Bloomberg ticker	<b>HSBEM1C LX</b>

<sup>1</sup>Ongoing Charges Figure is based on expenses over a year. The figure includes annual management charge but not the transaction costs. Such figures may vary from time to time.

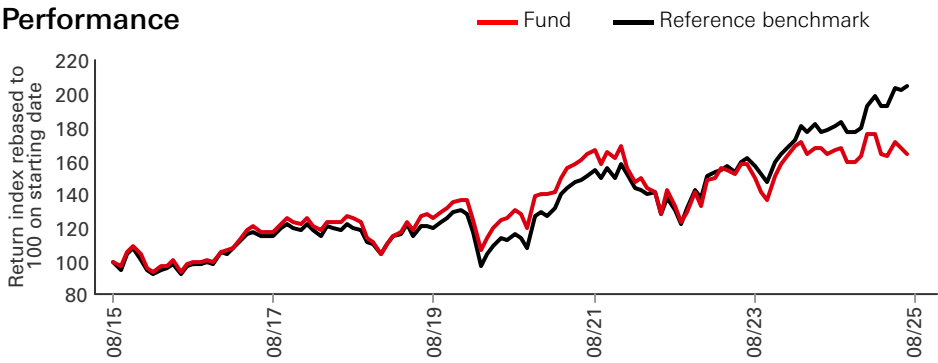
Past performance does not predict future returns. The figures are calculated in the share class base currency, dividend reinvested, net of fees.

This is a marketing communication. Please refer to the prospectus and to the KID before making any final investment decisions.

For definition of terms, please refer to the Glossary QR code and Prospectus.

Source: HSBC Asset Management, data as at 31 August 2025

Performance

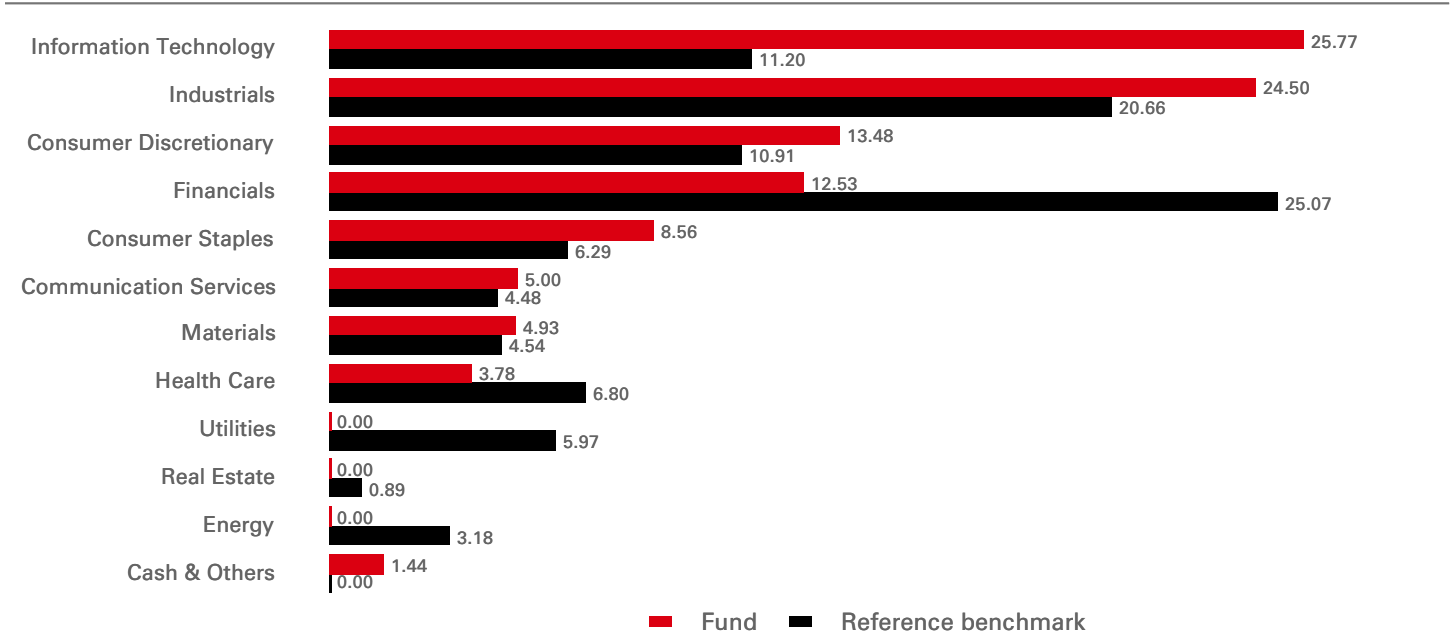


Performance (%)	YTD	1 month	3 months	6 months	1 year	3 years ann	5 years ann	10 years ann
M1C	-1.38	-1.91	-6.03	-8.67	-3.23	6.51	4.29	4.89
Reference benchmark	14.42	0.40	0.65	3.11	13.34	16.26	11.98	7.47

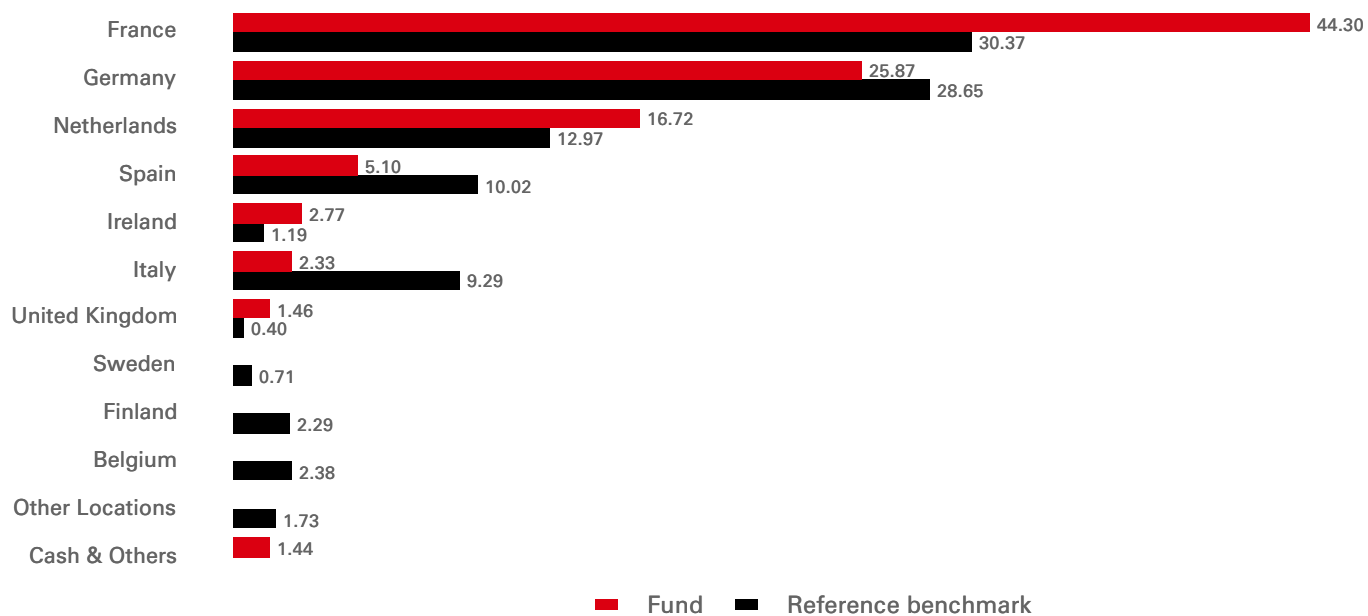
Rolling Performance (%)	31/08/24-31/08/25	31/08/23-31/08/24	31/08/22-31/08/23	31/08/21-31/08/22	31/08/20-31/08/21	31/08/19-31/08/20	31/08/18-31/08/19	31/08/17-31/08/18	31/08/16-31/08/17	31/08/15-31/08/16
M1C	-3.23	10.99	12.50	-20.07	27.78	3.47	0.48	6.65	17.61	0.18
Reference benchmark	13.34	15.28	20.26	-15.39	32.44	-2.55	0.21	4.18	17.01	-1.92

Equity characteristics	Fund	Reference benchmark	3-Year Risk Measures	M1C	Reference benchmark
No. of holdings ex cash	37	217	Volatility	16.08%	13.21%
Average Market Cap (EUR Mil)	127,792	96,490	Information ratio	-1.56	--
			Beta	1.13	--

Sector Allocation (%)



## Geographical Allocation (%)



Top 10 Holdings	Location	Sector	Weight (%)
ASML Holding NV	Netherlands	Information Technology	8.33
SAP SE	Germany	Information Technology	7.37
Deutsche Telekom AG	Germany	Communication Services	5.00
Air Liquide SA	France	Materials	4.93
Schneider Electric SE	France	Industrials	4.90
LVMH Moët Hennessy Louis Vuitton SE	France	Consumer Discretionary	4.47
L'Oreal SA	France	Consumer Staples	4.42
Siemens AG	Germany	Industrials	4.22
Hermès International SCA	France	Consumer Discretionary	3.92
Deutsche Boerse AG	Germany	Financials	3.27

MSCI ESG Score	ESG score	E	S	G
Fund	8.1	7.0	5.6	6.6
Reference benchmark	7.8	7.0	5.3	6.2

The MSCI ESG Key Issue Score is the numerical, weighted average of MSCI's E, S, and G pillar scores. A higher number indicates a more favourable ESG profile in the view of MSCI. The weighted averages of the Key Issue Scores are aggregated and companies' scores are normalized by their industries. After any overrides are factored in, each company's Final Industry-Adjusted Score corresponds to a rating. For more information, see MSCI ESG Ratings Methodology @<https://www.msci.com/esg-and-climate-methodologies>

## Risk Disclosure

- Investment Leverage occurs when the economic exposure is greater than the amount invested, such as when derivatives are used. A Fund that employs leverage may experience greater gains and/or losses due to the amplification effect from a movement in the price of the reference source.
- Further information on the potential risks can be found in the Key Information Document (KID) and/or the Prospectus or Offering Memorandum.

Follow us on:



For more information please contact us  
at Tel: +41 (0) 44 206 26 00.

Website:  
[www.assetmanagement.hsbc.com/ch](http://www.assetmanagement.hsbc.com/ch)

---

## Glossary



[www.assetmanagement.hsbc.ch/api/v1/  
download/document/lu0164939612/ch/  
en/glossary](http://www.assetmanagement.hsbc.ch/api/v1/download/document/lu0164939612/ch/en/glossary)

## Index Disclaimer

Source: MSCI. The MSCI information may only be used for your internal use, may not be reproduced or disseminated in any form and may not be used as a basis for or a component of any financial instruments or products or indices. None of the MSCI information is intended to constitute investment advice or a recommendation to make (or refrain from making) any kind of investment decision and may not be relied on as such. Historical data and analysis should not be taken as an indication or guarantee of any future performance analysis, forecast or prediction. The MSCI information is provided on an "as is" basis and the user of this information assumes the entire risk of any use made of this information. MSCI, each of its affiliates and each other person involved in or related to compiling, computing or creating any MSCI information (collectively, the "MSCI Parties") expressly disclaims all warranties (including, without limitation, any warranties of originality, accuracy, completeness, timeliness, non-infringement, merchantability and fitness for a particular purpose) with respect to this information. Without limiting any of the foregoing, in no event shall any MSCI Party have any liability for any direct, indirect, special, incidental, punitive, consequential (including, without limitation, lost profits) or any other damages. ([www.msci.com](http://www.msci.com))

## Benchmark disclosure

The Investment Advisor will use its discretion to invest in securities not included in the reference benchmark based on active investment management strategies and specific investment opportunities. It is foreseen that the reference benchmark will not be used as a universe from which to select securities. The deviation of the Fund's performance and underlying investments' weightings relative to the benchmark are monitored, but not constrained, to a defined range.

**Source: HSBC Asset Management, data as at 31 August 2025**

**Important Information**

This marketing document is intended solely for professional investors in Switzerland. It does not constitute a recommendation to buy or sell any investment product and does not replace legal or tax advice. This document has no contractual value. The fund is authorized for distribution in Switzerland according to article 120 of CISA. The representative in Switzerland is: HSBC Asset Management (Switzerland) AG, Gartenstrasse 26, Postfach, CH-8002 Zürich, Schweiz. Paying agent: HSBC Private Bank (Suisse) S.A., Quai des Bergues 9-17, P. O. Box 2888, CH-1211 Geneva 1. Investors can obtain the prospectus, Key Information Document (KID), articles of incorporation, and the (semi-) annual report free of charge from the representative. The shares in the fund have not been and will not be registered under the US Securities Act of 1933 and are not available for sale to US persons. Past performance is not an indication of future returns. Please consult the KID and prospectus before investing.