

HSBC Global Investment Funds

GLOBAL EMERGING MARKETS LOCAL DEBT

Marketing communication | Monthly report 31 May 2026 | Share class EC

Investment objective

The Fund aims to provide capital growth and income by investing in a portfolio of emerging market bonds (denominated in local currencies).

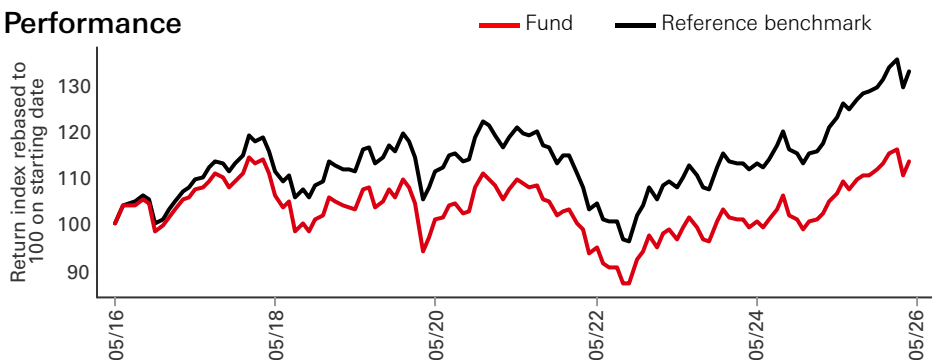
Investment strategy

The Fund is actively managed. In normal market conditions, the Fund will primarily invest its assets in investment grade bonds and non-investment grade bonds issued or guaranteed by governments, government-related entities, supranational entities and by companies that are based in emerging markets, as well as currency forwards and non-deliverable forwards. The Fund may invest in securities denominated in US Dollar (USD) or currencies from countries within the Organisation for Economic Co-operation and Development. The Fund may invest up to 10% in onshore Chinese bonds which are issued within the People's Republic of China and traded on the China Interbank Bond Market. Issuers considered for inclusion within the Fund's portfolio will be subject to excluded activities in accordance with HSBC Asset Management's Responsible Investment Policies, which may change from time to time. The Fund may invest up to 10% in convertible bonds, up to 10% in other funds, may invest in bank deposits and money market instruments for treasury purposes and up to 10% in total return swaps. See the Prospectus for a full description of the investment objectives and derivative usage.

Main risks

- The Fund's unit value can go up as well as down, and any capital invested in the Fund may be at risk.
- The Fund invests in bonds whose value generally falls when interest rates rise. This risk is typically greater the longer the maturity of a bond investment and the higher its credit quality. The issuers of certain bonds, could become unwilling or unable to make payments on their bonds and default. Bonds that are in default may become hard to sell or worthless.
- The Fund may invest in Emerging Markets, these markets are less established, and often more volatile, than developed markets and involve higher risks, particularly market, liquidity and currency risks.

Performance



Share Class Details

Key metrics

NAV per Share	USD 13.87
Performance 1 month	0.60%
Yield to maturity	7.21%

Fund facts

UCITS V compliant	Yes
Dividend treatment	Accumulating
Dealing frequency	Daily
Valuation Time	17:00 Luxembourg
Share Class Base Currency	USD
Domicile	Luxembourg
Inception date	25 February 2009
Fund Size	USD 2,552,466,487
Reference benchmark	50% JP Morgan Emerging Local Market Index+ 50% JP Morgan Government Bond Index Emerging Market Global Diversified

Managers	Hugo Novaro Tadashi Sueyoshi
----------	---

Fees and expenses

Minimum Initial Investment	USD 5,000
Ongoing Charge Figure ¹	1.900%

Codes

ISIN	LU0234593530
Valoren	2327487
Bloomberg ticker	HGLEMEC LX

¹Ongoing Charges Figure is based on expenses over a year. The figure includes annual management charge but not the transaction costs. Such figures may vary from time to time.

Past performance does not predict future returns. The figures are calculated in the share class base currency, dividend reinvested, net of fees.

This is a marketing communication. Please refer to the prospectus and to the KID before making any final investment decisions. For definition of terms, please refer to the Glossary QR code and Prospectus.

Source: HSBC Asset Management, data as at 31 May 2026

Performance (%)	YTD	1 month	3 months	6 months	1 year	3 years ann	5 years ann	10 years ann
EC	0.89	0.60	-1.77	2.10	7.14	5.61	0.77	1.33
Reference benchmark	1.76	0.69	-1.18	3.17	8.85	7.45	2.03	2.96

Rolling Performance (%)	31/05/25-31/05/26	31/05/24-31/05/25	31/05/23-31/05/24	31/05/22-31/05/23	31/05/21-31/05/22	31/05/20-31/05/21	31/05/19-31/05/20	31/05/18-31/05/19	31/05/17-31/05/18	31/05/16-31/05/17
EC	7.14	5.90	3.83	2.16	-13.64	8.64	-2.08	-2.99	-1.01	7.51
Reference benchmark	8.85	8.45	5.08	3.14	-13.56	8.47	0.07	-0.14	1.63	9.86

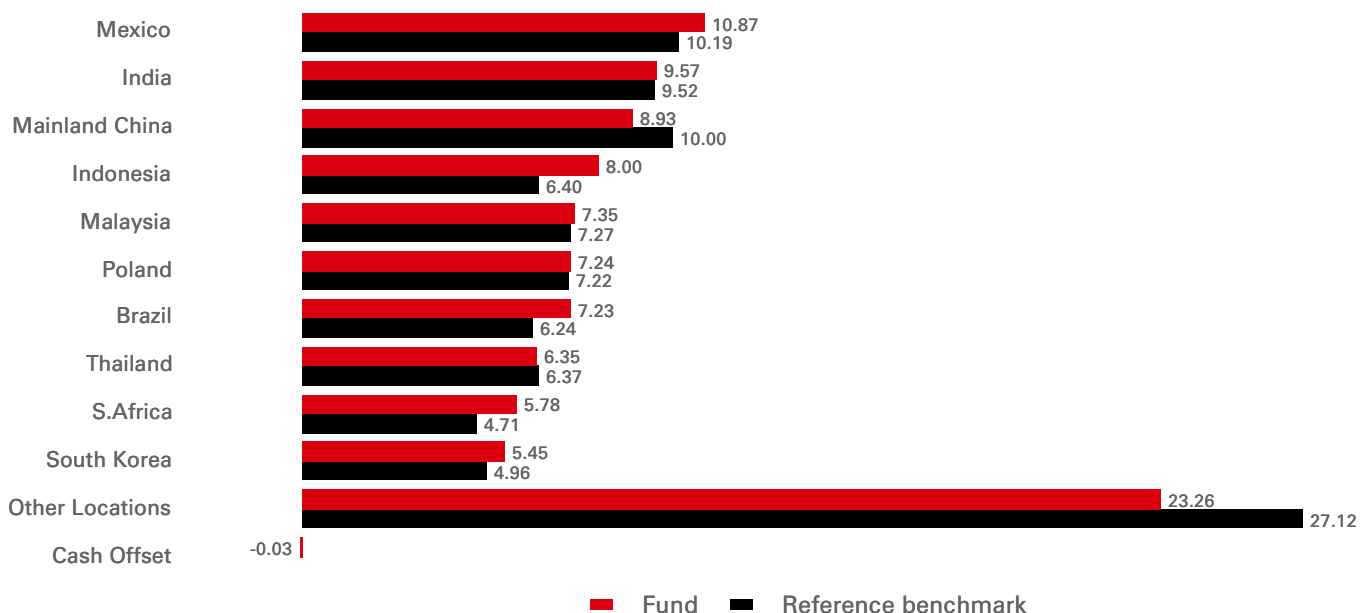
3-Year Risk Measures	EC	Reference benchmark	5-Year Risk Measures	EC	Reference benchmark
Volatility	7.00%	6.68%	Volatility	7.98%	7.77%
Sharpe ratio	0.10	0.38	Sharpe ratio	-0.35	-0.20
Tracking error	0.57%	--	Tracking error	1.07%	--
Information ratio	-3.23	--	Information ratio	-1.18	--

Fixed Income Characteristics	Fund	Reference benchmark	Relative
No. of holdings ex cash	89	444	--
Average coupon rate	3.30	2.85	0.46
Yield to worst	7.21%	6.33%	0.89%
Option Adjusted Duration	2.53	2.65	-0.12
Modified Duration to Worst	2.39	2.61	-0.22
Option Adjusted Spread Duration	-0.03	0.00	-0.03
Average maturity	3.63	3.79	-0.16
Average Credit Quality	A+/A	AA-/A+	--

Credit rating (%)	Fund	Reference benchmark	Relative	Maturity Breakdown (%)	Fund	Reference benchmark	Relative
AA	4.13	2.37	1.77	0-2 years	59.09	56.37	2.72
A	7.47	16.83	-9.37	2-5 years	10.05	16.51	-6.45
BBB	19.50	20.32	-0.83	5-10 years	17.92	15.95	1.97
BB	14.29	10.23	4.06	10+ years	12.94	11.17	1.76
NR	0.00	0.25	-0.25	Total	100.00	100.00	0.00
Cash	54.64	50.00	4.64				
Cash Offset	-0.03	--	-0.03				

Currency Allocation (%)	Fund	Reference benchmark	Relative
MXN	10.14	10.19	-0.05
INR	9.57	9.52	0.04
CNY	8.93	10.00	-1.07
IDR	8.00	6.40	1.60
MYR	7.35	7.27	0.08
PLN	7.21	7.22	-0.01
BRL	6.51	6.24	0.27
THB	6.35	6.37	-0.02
KRW	5.45	4.96	0.49
ZAR	5.09	4.71	0.38
Other Currencies	25.40	27.12	-1.72

Geographical Allocation (%)



Sector Allocation (%)	Fund	Reference benchmark	Relative
Government	45.29	50.00	-4.71
Over the Counter	0.10	0.00	0.10
Cash	54.64	50.00	4.64
Cash Offset	-0.03	--	-0.03

Top 10 Holdings	Weight (%)
POLAND GOVT BOND 5.000 25/10/34	2.48
REP SOUTH AFRICA 9.000 31/01/40	2.31
CZECH REPUBLIC 3.600 03/06/36	1.58
BRAZIL NTN-F 10.000 01/01/27	1.58
MEXICAN BONOS 8.500 18/11/38	1.51
BRAZIL NTN-F 10.000 01/01/29	1.41
INDONESIA GOV'T 7.000 15/02/33	1.36
MEXICAN BONOS 7.750 13/11/42	1.22
BRAZIL NTN-F 10.000 01/01/33	1.16
ROMANIA GOVT 6.700 25/02/32	1.11

Risk Disclosure

- Derivatives may be used by the Fund, and these can behave unexpectedly. The pricing and volatility of many derivatives may diverge from strictly reflecting the pricing or volatility of their underlying reference(s), instrument or asset.
- Investment Leverage occurs when the economic exposure is greater than the amount invested, such as when derivatives are used. A Fund that employs leverage may experience greater gains and/or losses due to the amplification effect from a movement in the price of the reference source.
- Where overseas investments are held the rate of currency exchange may cause the value of such investments to go down as well as up.
- Further information on the potential risks can be found in the Key Information Document (KID) and/or the Prospectus or Offering Memorandum.

Index Disclaimer

Information has been obtained from sources believed to be reliable but J.P. Morgan does not warrant its completeness or accuracy. The Index is used with permission. The Index may not be copied, used, or distributed without J.P. Morgan's prior written approval. Copyright 2026, J.P. Morgan Chase & Co. All rights reserved.

Benchmark disclosure


The Investment Advisor will use its discretion to invest in securities not included in the reference benchmark based on active investment management strategies and specific investment opportunities. It is foreseen that a significant percentage of the Fund's investments will be components of the reference benchmark. However, their weightings may deviate materially from those of the reference benchmark. The deviation of the Fund's performance and underlying investments' weightings relative to the benchmark are monitored, but not constrained, to a defined range.

Important Information

This marketing document is intended solely for professional investors in Switzerland. It does not constitute a recommendation to buy or sell any investment product and does not replace legal or tax advice. This document has no contractual value. The fund is authorized for distribution in Switzerland according to article 120 of CISA. The representative in Switzerland is: HSBC Asset Management (Switzerland) AG, Gartenstrasse 26, Postfach, CH-8002 Zürich, Schweiz. Paying agent: HSBC Private Bank (Suisse) S.A., Quai des Bergues 9-17, P. O. Box 2888, CH-1211 Geneva 1. Investors can obtain the prospectus, Key Information Document (KID), articles of incorporation, and the (semi-) annual report free of charge from the representative. The shares in the fund have not been and will not be registered under the US Securities Act of 1933 and are not available for sale to US persons. Past performance is not an indication of future returns. Please consult the KID and prospectus before investing.

Source: HSBC Asset Management, data as at 31 May 2026

Follow us on:



For more information please contact us at Tel: +41 (0) 44 206 26 00.

Website:

www.assetmanagement.hsbc.com/ch

Glossary



www.assetmanagement.hsbc.ch/api/v1/download/document/lu0164939612/ch/en/glossary