

HSBC Global Investment Funds

GLOBAL EQUITY CLIMATE CHANGE

Marketing communication | Monthly report 31 July 2025 | Share class EC



Investment objective

The Fund aims to provide long term capital growth and income by investing in companies that may benefit from the transition to a low carbon economy, thereby promoting environmental, social and governance (ESG) characteristics. The Fund qualifies under Article 8 of SFDR.



Investment strategy

The Fund is actively managed. The Fund will invest at least 80% of its assets in shares (or securities similar to shares) of companies of any size that are based in both developed markets and emerging markets, with revenue exposure to climate transition themes. Companies considered for inclusion within the Fund's portfolio will be subject to excluded activities in accordance with HSBC Asset Management's Responsible Investment Policies. The Fund can invest up to 20% in China A and China B-shares, up to 10% in Real Estate Investment Trusts and may also invest up to 10% in other funds. See the Prospectus for a full description of the investment objectives, climate transition themes, excluded activities and derivative usage.



Main risks

- The Fund's unit value can go up as well as down, and any capital invested in the Fund may be at risk.
- The value of investible securities can change over time due to a wide variety of factors, including but not limited to: political and economic news, government policy, changes in demographics, cultures and populations, natural or human-caused disasters etc.
- The Fund may invest in Emerging Markets, these markets are less established, and often more volatile, than developed markets and involve higher risks, particularly market, liquidity and currency risks.

Share Class Details

Key metrics

NAV per Share	USD 12.83
Performance 1 month	0.73%
Volatility 3 years	16.43%

Fund facts

UCITS V compliant	Yes
Dividend treatment	Accumulating
Dealing frequency	Daily
Valuation Time	17:00 Luxembourg
Share Class Base Currency	USD
Domicile	Luxembourg
Inception date	14 March 2008
Fund Size	USD 179,873,545
Reference benchmark	100% MSCI AC World Net
Managers	Henry Wong Benedicte Mougeot

Fees and expenses

Minimum Initial Investment	USD 5,000
Ongoing Charge Figure ¹	2.344%

Codes

ISIN	LU0323240373
Valoren	3437323
Bloomberg ticker	HSCLEUS LX

¹Ongoing Charges Figure is based on expenses over a year. The figure includes annual management charge but not the transaction costs. Such figures may vary from time to time.

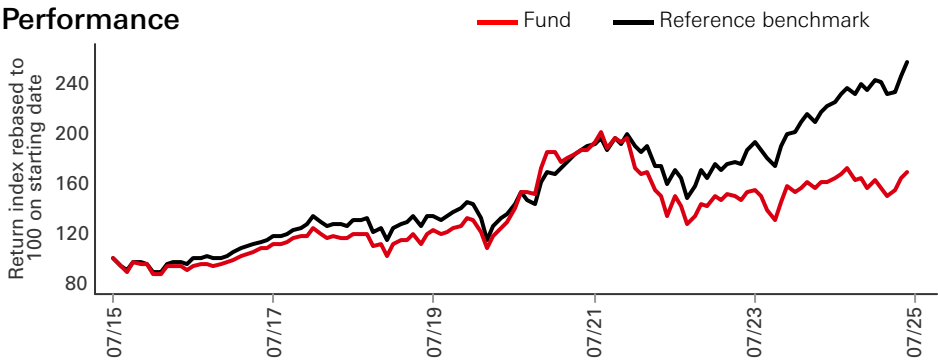
Past performance does not predict future returns. The figures are calculated in the share class base currency, dividend reinvested, net of fees.

This is a marketing communication. Please refer to the prospectus and to the KID before making any final investment decisions. For definition of terms, please refer to the Glossary QR code and Prospectus.

Until 1 December 2013 the name of the sub-fund is HSBC Global Investment Funds – Climate Change. Please refer to the prospectus for the fund's prior investment objective.

Source: HSBC Asset Management, data as at 31 July 2025

Performance

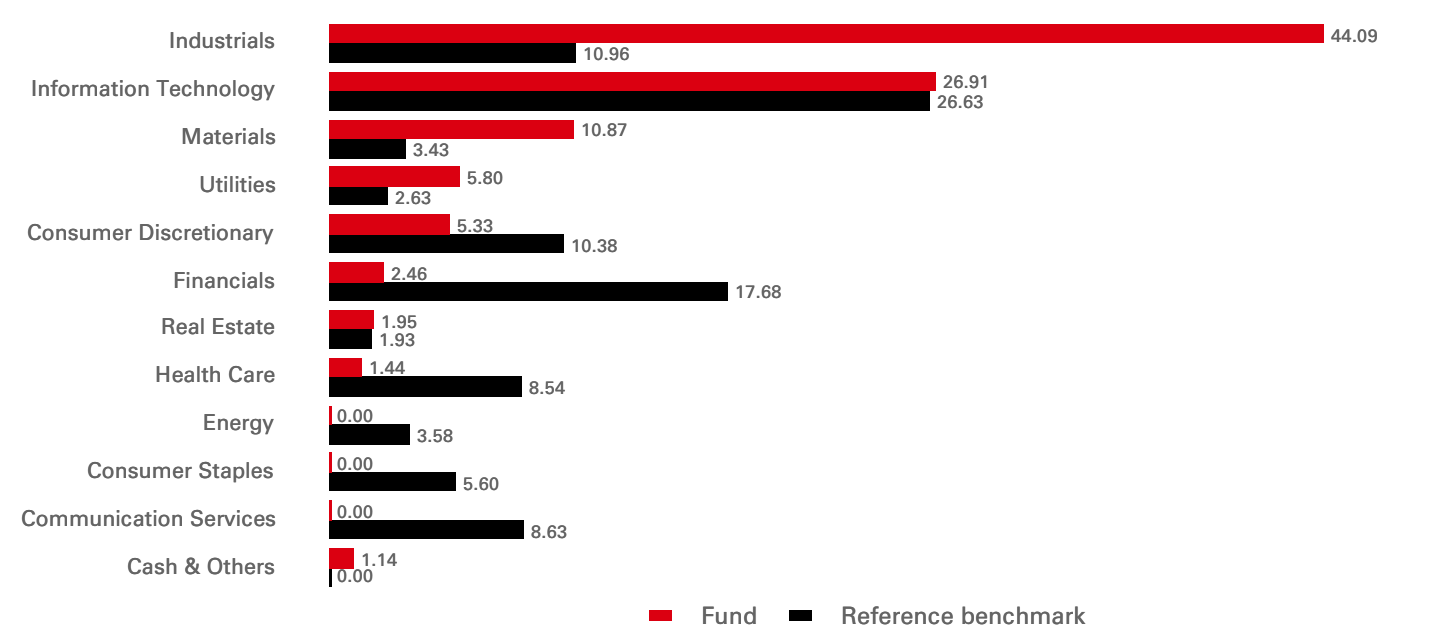


Performance (%)	YTD	1 month	3 months	6 months	1 year	3 years ann	5 years ann	10 years ann
EC	9.30	0.73	10.86	5.25	4.53	4.35	3.94	5.47
Reference benchmark	11.22	1.36	11.99	7.92	15.87	15.25	12.79	10.05

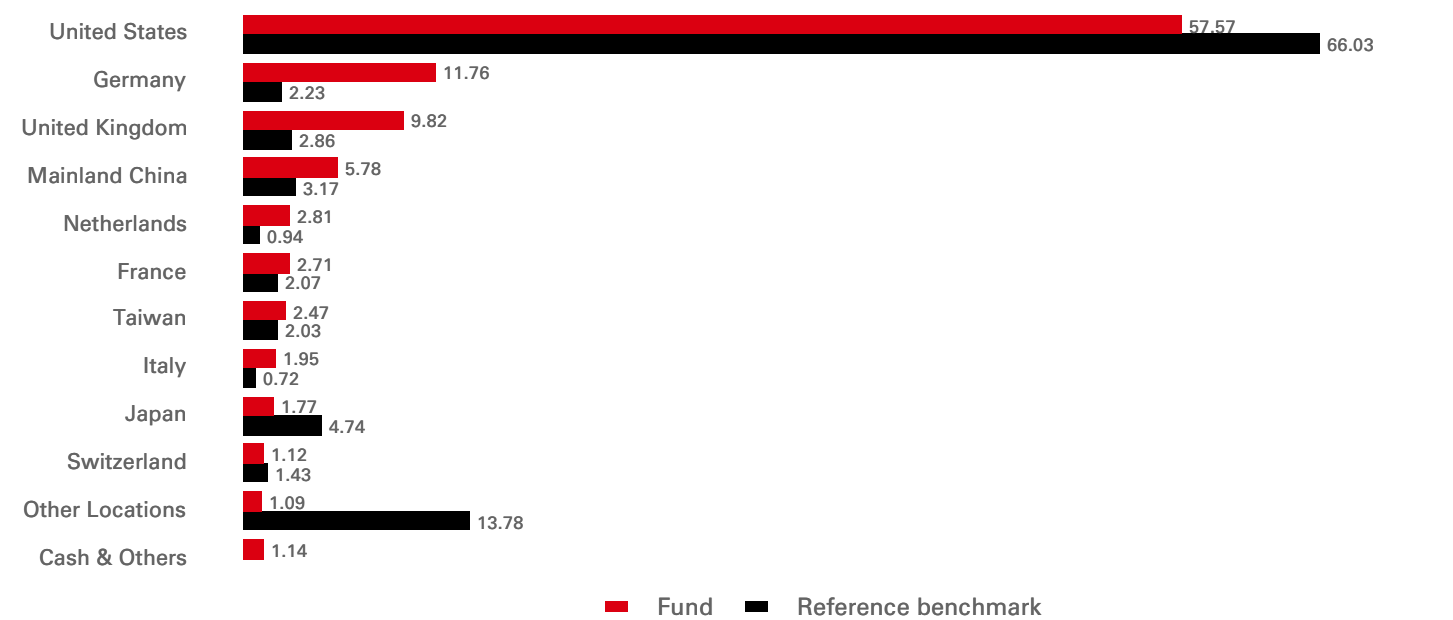
Rolling Performance (%)	31/07/24-31/07/25	31/07/23-31/07/24	31/07/22-31/07/23	31/07/21-31/07/22	31/07/20-31/07/21	31/07/19-31/07/20	31/07/18-31/07/19	31/07/17-31/07/18	31/07/16-31/07/17	31/07/15-31/07/16
EC	4.53	5.77	2.79	-21.84	36.58	15.73	2.41	7.21	17.64	-6.10
Reference benchmark	15.87	17.02	12.91	-10.48	33.18	7.20	2.95	10.97	17.06	-0.44

Equity characteristics	Fund	Reference benchmark	3-Year Risk Measures	EC	Reference benchmark
No. of holdings ex cash	45	2,502	Volatility	16.43%	14.08%
Average Market Cap (USD Mil)	353,556	802,307	Information ratio	-1.74	--
			Beta	1.08	--

Sector Allocation (%)



Geographical Allocation (%)



Top 10 Holdings	Location	Sector	Weight (%)
Microsoft Corp	United States	Information Technology	6.59
Trane Technologies PLC	United States	Industrials	6.17
Ecolab Inc	United States	Materials	4.65
Verisk Analytics Inc	United States	Industrials	4.12
Cadence Design Systems Inc	United States	Information Technology	4.00
Compass Group PLC	United Kingdom	Consumer Discretionary	3.19
Schneider Electric SE	United States	Industrials	2.95
SAP SE	Germany	Information Technology	2.91
Veralto Corp	United States	Industrials	2.85
Autodesk Inc	United States	Information Technology	2.76

MSCI ESG Score	ESG score	E	S	G
Fund	7.9	6.6	6.1	6.4
Reference benchmark	6.6	6.6	5.1	5.6

The MSCI ESG Key Issue Score is the numerical, weighted average of MSCI's E, S, and G pillar scores. A higher number indicates a more favourable ESG profile in the view of MSCI. The weighted averages of the Key Issue Scores are aggregated and companies' scores are normalized by their industries. After any overrides are factored in, each company's Final Industry-Adjusted Score corresponds to a rating. For more information, see MSCI ESG Ratings Methodology @<https://www.msci.com/esg-and-climate-methodologies>

Risk Disclosure

- Derivatives may be used by the Fund, and these can behave unexpectedly. The pricing and volatility of many derivatives may diverge from strictly reflecting the pricing or volatility of their underlying reference(s), instrument or asset.
- Investment Leverage occurs when the economic exposure is greater than the amount invested, such as when derivatives are used. A Fund that employs leverage may experience greater gains and/or losses due to the amplification effect from a movement in the price of the reference source.
- Where overseas investments are held the rate of currency exchange may cause the value of such investments to go down as well as up.
- Further information on the potential risks can be found in the Key Information Document (KID) and/or the Prospectus or Offering Memorandum.

Index Disclaimer

Source: MSCI. The MSCI information may only be used for your internal use, may not be reproduced or disseminated in any form and may not be used as a basis for or a component of any financial instruments or products or indices. None of the MSCI information is intended to constitute investment advice or a recommendation to make (or refrain from making) any kind of investment decision and may not be relied on as such. Historical data and analysis should not be taken as an indication or guarantee of any future performance analysis, forecast or prediction. The MSCI information is provided on an "as is" basis and the user of this information assumes the entire risk of any use made of this information. MSCI, each of its affiliates and each other person involved in or related to compiling, computing or creating any MSCI information (collectively, the "MSCI Parties") expressly disclaims all warranties (including, without limitation, any warranties of originality, accuracy, completeness, timeliness, non-infringement, merchantability and fitness for a particular purpose) with respect to this information. Without limiting any of the foregoing, in no event shall any MSCI Party have any liability for any direct, indirect, special, incidental, punitive, consequential (including, without limitation, lost profits) or any other damages. (www.msci.com)

Benchmark disclosure

The Investment Advisor will use its discretion to invest in securities not included in the reference benchmark based on active investment management strategies and specific investment opportunities. It is foreseen that a significant percentage of the Fund's investments will be components of the reference benchmark. However, their weightings may deviate materially from those of the reference benchmark.

Source: HSBC Asset Management, data as at 31 July 2025

Follow us on:



For more information please contact us
at Tel: +41 (0) 44 206 26 00.

Website:

www.assetmanagement.hsbc.com/ch

Glossary



[www.assetmanagement.hsbc.ch/api/v1/
download/document/lu0164939612/ch/
en/glossary](http://www.assetmanagement.hsbc.ch/api/v1/download/document/lu0164939612/ch/en/glossary)

Important Information

This marketing document is intended solely for professional investors in Switzerland. It does not constitute a recommendation to buy or sell any investment product and does not replace legal or tax advice. This document has no contractual value. The fund is authorized for distribution in Switzerland according to article 120 of CISA. The representative in Switzerland is: HSBC Asset Management (Switzerland) AG, Gartenstrasse 26, Postfach, CH-8002 Zürich, Schweiz. Paying agent: HSBC Private Bank (Suisse) S.A., Quai des Bergues 9-17, P. O. Box 2888, CH-1211 Geneva 1. Investors can obtain the prospectus, Key Information Document (KID), articles of incorporation, and the (semi-) annual report free of charge from the representative. The shares in the fund have not been and will not be registered under the US Securities Act of 1933 and are not available for sale to US persons. Past performance is not an indication of future returns. Please consult the KID and prospectus before investing.