

## HSBC Global Investment Funds

# BRIC EQUITY

Marketing communication | Monthly report 31 December 2025 | Share class EC



### Investment objective

The Fund aims to provide long term capital growth and income by investing in a portfolio of shares from Brazil, Russia, India and China (including Hong Kong SAR).



### Investment strategy

The Fund is actively managed.

In normal market conditions, the Fund will invest at least 90% of its assets in shares (or securities similar to shares) of companies of any size, that are based in, or carry out most of their business in Brazil, Russia, India and/or China (including Hong Kong SAR).

Companies and/or issuers considered for inclusion within the Fund's portfolio will be subject to excluded activities in accordance with HSBC Asset Management's Responsible Investment Policies, which may change from time to time.

The Fund can invest up to 50% of its assets in China A and China B-shares. For China A-shares, up to 40% through the Shanghai-Hong Kong Stock Connect and/or the Shenzhen-Hong Kong Stock Connect, up to 30% in CAAPs and up to 10% in CAAPs issued by any single issuer.

The Fund may invest up to 10% of its net assets in other funds, including HSBC funds, and may invest in bank deposits and money market instruments for treasury purposes.

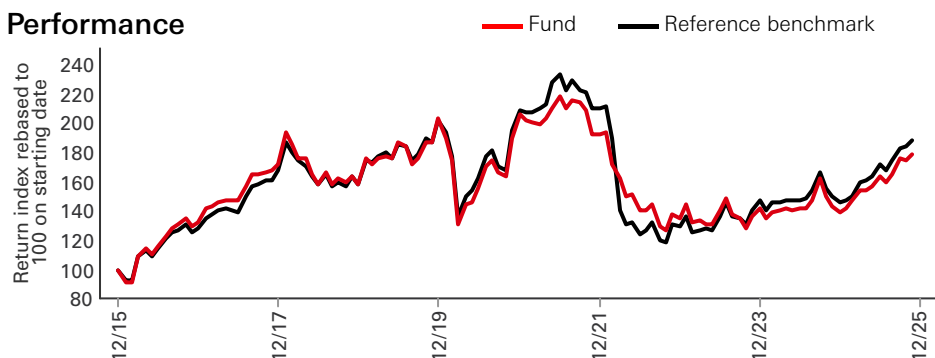
See the Prospectus for a full description of the investment objectives and derivative usage.



### Main risks

- The Fund's unit value can go up as well as down, and any capital invested in the Fund may be at risk.
- The value of investible securities can change over time due to a wide variety of factors, including but not limited to: political and economic news, government policy, changes in demographics, cultures and populations, natural or human-caused disasters etc.
- The Fund may invest in Emerging Markets, these markets are less established, and often more volatile, than developed markets and involve higher risks, particularly market, liquidity and currency risks.

### Performance



### Share Class Details

#### Key metrics

NAV per Share	<b>USD 26.05</b>
Performance 1 month	<b>-0.65%</b>
Volatility 3 years	<b>14.93%</b>

#### Fund facts

UCITS V compliant	<b>Yes</b>
Dividend treatment	<b>Accumulating</b>
Dealing frequency	<b>Daily</b>
Valuation Time	<b>17:00 Luxembourg</b>
Share Class Base Currency	<b>USD</b>
Domicile	<b>Luxembourg</b>
Inception date	<b>8 April 2010</b>
Fund Size	<b>USD 101,810,741</b>
Reference benchmark	<b>25% MSCI Brazil Index Net 25% MSCI China Net 25% MSCI India Net 25% MSCI Russia Index Net</b>

Managers	<b>Stephanie WU Michael Wang</b>
----------	--------------------------------------

#### Fees and expenses

Minimum Initial Investment	<b>USD 5,000</b>
Ongoing Charge Figure <sup>1</sup>	<b>2.345%</b>

#### Codes

ISIN	<b>LU0449509446</b>
Valoren	<b>10521898</b>
Bloomberg ticker	<b>HSBRICE LX</b>

<sup>1</sup>Ongoing Charges Figure is based on expenses over a year. The figure includes annual management charge but not the transaction costs. Such figures may vary from time to time.

Past performance does not predict future returns. The figures are calculated in the share class base currency, dividend reinvested, net of fees.

This is a marketing communication. Please refer to the prospectus and to the KID before making any final investment decisions.

For definition of terms, please refer to the Glossary QR code and Prospectus.

Source: HSBC Asset Management, data as at 31 December 2025



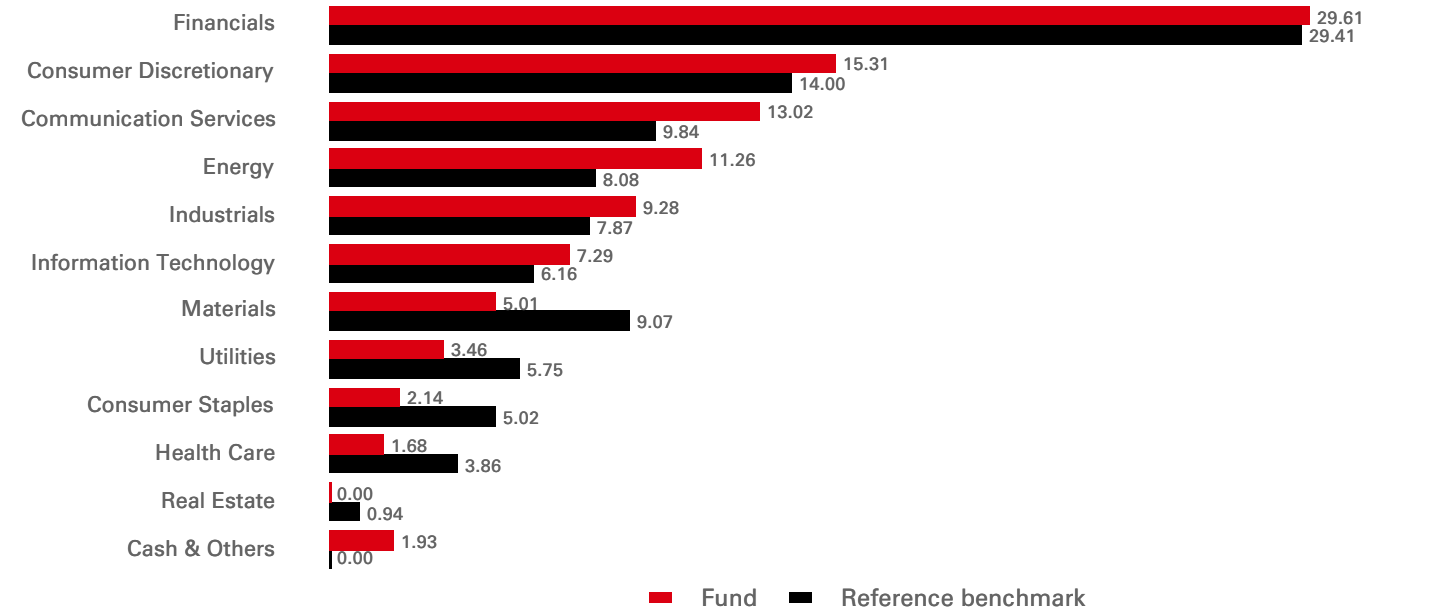
Performance (%)	YTD	1 month	3 months	6 months	1 year	3 years ann	5 years ann	10 years ann
EC	27.85	-0.65	0.65	8.41	27.85	9.51	-2.89	5.91
Reference benchmark	27.78	-1.07	1.35	8.29	27.78	12.68	-2.35	6.38

Rolling Performance (%)	31/12/24-31/12/25	31/12/23-31/12/24	31/12/22-31/12/23	31/12/21-31/12/22	31/12/20-31/12/21	31/12/19-31/12/20	31/12/18-31/12/19	31/12/17-31/12/18	31/12/16-31/12/17	31/12/15-31/12/16
EC	27.85	-2.41	5.26	-29.47	-6.78	1.40	27.69	-7.76	30.43	32.02
Reference benchmark	27.78	-1.16	13.28	-37.98	0.07	3.34	28.20	-5.64	30.12	28.56

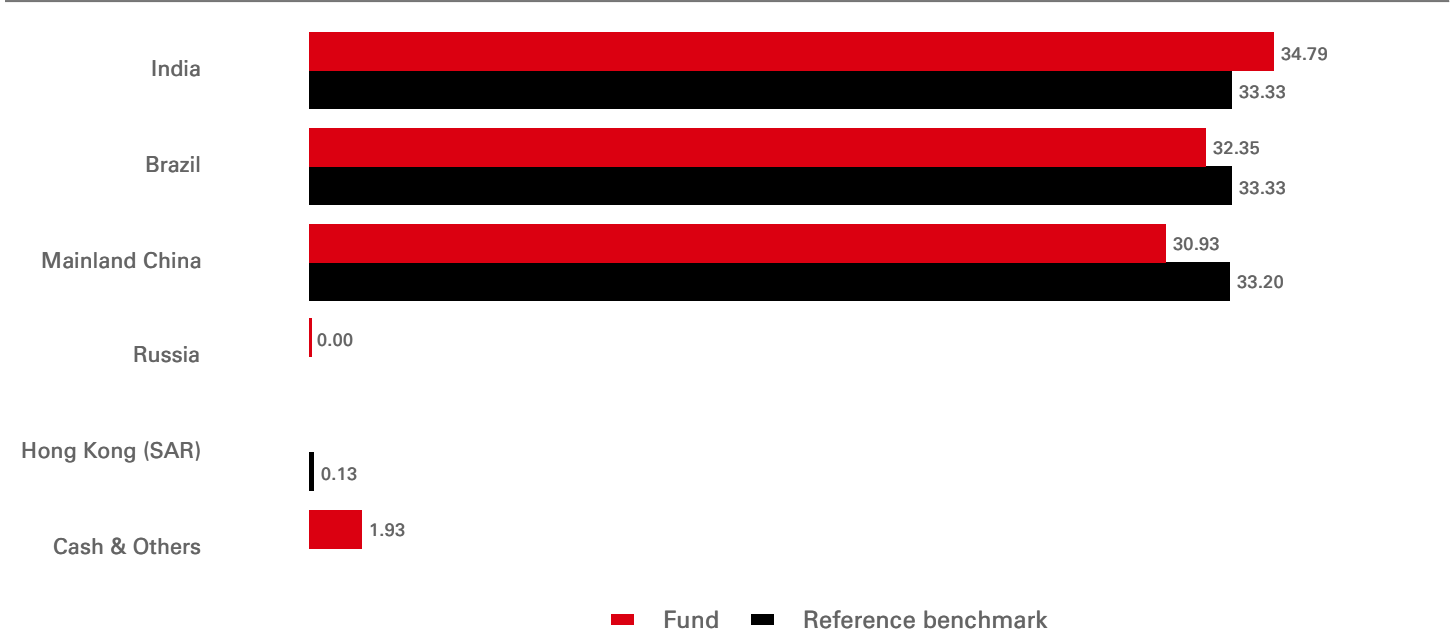
Equity characteristics	Fund	Reference benchmark	3-Year Risk Measures	EC	Reference benchmark
No. of holdings ex cash	48	765	Volatility	14.93%	14.28%
Average Market Cap (USD Mil)	138,840	261,762	Information ratio	-0.77	--
			Beta	1.00	--

Sector Allocation (%)





Geographical Allocation (%)



Top 10 Holdings	Location	Sector	Weight (%)
Tencent Holdings Ltd	Mainland China	Communication Services	7.58
NU Holdings Ltd/Cayman Islands	Brazil	Financials	6.71
Reliance Industries Ltd	India	Energy	6.29
Alibaba Group Holding Ltd	Mainland China	Consumer Discretionary	5.35
Shriram Finance Ltd	India	Financials	4.57
Itau Unibanco Holding SA	Brazil	Financials	4.37
Petroleo Brasileiro SA - Petrobras	Brazil	Energy	3.92
HDFC Bank Ltd	India	Financials	3.86
Vale SA	Brazil	Materials	3.41
Bharti Airtel Ltd	India	Communication Services	3.32



## Risk Disclosure

- The Fund may be concentrated in a limited number of securities, economic sectors and/or countries and as a result, may be more volatile and have a greater risk of loss than more broadly diversified funds.
- Investment Leverage occurs when the economic exposure is greater than the amount invested, such as when derivatives are used. A Fund that employs leverage may experience greater gains and/or losses due to the amplification effect from a movement in the price of the reference source.
- Where overseas investments are held the rate of currency exchange may cause the value of such investments to go down as well as up.
- Further information on the potential risks can be found in the Key Information Document (KID) and/or the Prospectus or Offering Memorandum.

## Index Disclaimer


Source: MSCI. The MSCI information may only be used for your internal use, may not be reproduced or disseminated in any form and may not be used as a basis for or a component of any financial instruments or products or indices. None of the MSCI information is intended to constitute investment advice or a recommendation to make (or refrain from making) any kind of investment decision and may not be relied on as such. Historical data and analysis should not be taken as an indication or guarantee of any future performance analysis, forecast or prediction. The MSCI information is provided on an "as is" basis and the user of this information assumes the entire risk of any use made of this information. MSCI, each of its affiliates and each other person involved in or related to compiling, computing or creating any MSCI information (collectively, the "MSCI Parties") expressly disclaims all warranties (including, without limitation, any warranties of originality, accuracy, completeness, timeliness, non-infringement, merchantability and fitness for a particular purpose) with respect to this information. Without limiting any of the foregoing, in no event shall any MSCI Party have any liability for any direct, indirect, special, incidental, punitive, consequential (including, without limitation, lost profits) or any other damages. (www.msci.com)

## Benchmark disclosure

The Investment Advisor will use its discretion to invest in securities not included in the reference benchmark based on active investment management strategies and specific investment opportunities. It is foreseen that a significant percentage of the Fund's investments will be components of the reference benchmark. However, their weightings may deviate materially from those of the reference benchmark.

**Source: HSBC Asset Management, data as at 31 December 2025**

Follow us on:



For more information please contact us at Tel: +41 (0) 44 206 26 00.

Website:

[www.assetmanagement.hsbc.com/ch](http://www.assetmanagement.hsbc.com/ch)

### Glossary



[www.assetmanagement.hsbc.ch/api/v1/download/document/lu0164939612/ch/en/glossary](http://www.assetmanagement.hsbc.ch/api/v1/download/document/lu0164939612/ch/en/glossary)



Important Information

This marketing document is intended solely for professional investors in Switzerland. It does not constitute a recommendation to buy or sell any investment product and does not replace legal or tax advice. This document has no contractual value. The fund is authorized for distribution in Switzerland according to article 120 of CISA. The representative in Switzerland is: HSBC Asset Management (Switzerland) AG, Gartenstrasse 26, Postfach, CH-8002 Zürich, Schweiz. Paying agent: HSBC Private Bank (Suisse) S.A., Quai des Bergues 9-17, P. O. Box 2888, CH-1211 Geneva 1. Investors can obtain the prospectus, Key Information Document (KID), articles of incorporation, and the (semi-) annual report free of charge from the representative. The shares in the fund have not been and will not be registered under the US Securities Act of 1933 and are not available for sale to US persons. Past performance is not an indication of future returns. Please consult the KID and prospectus before investing.