

BSF European Diversified Equity Absolute Return Fund

Class E2 EUR

FEBRUARY 2020 FACTSHEET

Unless otherwise stated, Performance, Portfolio Breakdowns and Net Assets information as at: 29-Feb-2020. All other data as at 07-Mar-2020.

This document is marketing material. For Investors in Switzerland. Investors should read the Key Investor Information Document and Prospectus prior to investing.

FUND OVERVIEW

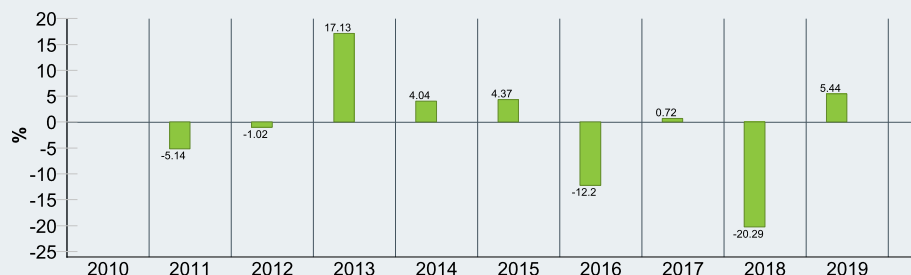
The Fund aims to achieve a positive absolute return through a combination of capital growth and income on your investment regardless of market conditions. The Fund seeks to gain at least 70% of any market exposure to shares of companies domiciled in, or the main business of which is in, Europe (including former Soviet Union countries). This is achieved by investing at least 70% of its assets in shares, other equity-related securities and, when determined appropriate fixed income (FI) securities (such as bonds), money market instruments (MMIs), deposits and cash. The equity-related securities include financial derivative instruments (FDIs).

GROWTH OF HYPOTHETICAL 10,000



Share Class performance displayed in EUR. Source: BlackRock. Performance is shown on a net asset value basis, with gross income reinvested. **Past performance is not a guide to current or future performance**

12 MONTH PERFORMANCE PERIODS - PER CALENDAR YEAR



Share Class performance is calculated on a Net Asset Value (NAV) basis, with income reinvested, in EUR, net of fees. Benchmark performance displayed in EUR. **Past performance is not a guide to current or future performance**

CUMULATIVE & ANNUALISED PERFORMANCE

	Cumulative (%)				Annualised (% p.a.)		
	1m	3m	6m	YTD	1 Year	3 Years	5 Years
Share Class	0.71%	1.11%	7.49%	2.61%	1.04%	-5.21%	-4.80%

The figures shown relate to past performance. Past performance is not a reliable indicator of current or future results and should not be the sole factor of consideration when selecting a product or strategy.

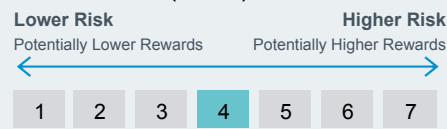
Share Class and Benchmark performance displayed in EUR, hedged fund benchmark performance is displayed in EUR. Performance is shown on a Net Asset Value (NAV) basis, with gross income reinvested where applicable. The return of your investment may increase or decrease as a result of currency fluctuations if your investment is made in a currency other than that used in the past performance calculation. **Source:** BlackRock

Key Risks: All financial investments involve an element of risk. Therefore, the value of your investment and the income from it will vary and your initial investment amount cannot be guaranteed. The fund invests a large portion of assets which are denominated in other currencies; hence changes in the relevant exchange rate will affect the value of the investment.

(Continued on page 2)

Capital at risk. All financial investments involve an element of risk. Therefore, the value of your investment and the income from it will vary and your initial investment amount cannot be guaranteed.

SYNTHETIC RISK & REWARD INDICATOR (SRRI)



KEY FACTS

Asset Class	Absolute Return
Morningstar Category	Alt - Market Neutral - Equity
Fund Launch Date	06-Aug-2010
Share Class Launch Date	06-Aug-2010
Fund Base Currency	EUR
Share Class Currency	EUR
Total Fund Size (M)	6.42 EUR
Domicile	Luxembourg
Fund Type	UCITS
ISIN	LU0525202403
Bloomberg Ticker	BSEDE2E
Distribution Frequency	None
Minimum Initial Investment	5,000 USD*

* or currency equivalent

PORTFOLIO MANAGER(S)

Robert Fisher
Simon Weinberger

TOP HOLDINGS (%)

DEUTSCHE POST AG	4.50
LOREAL SA	4.42
PSP SWISS PROPERTY AG	4.19
VINCI SA	4.16
INDUSTRIA DE DISEÑO TEXTIL SA	3.71
WOLTERS KLUWER NV	3.64
ITALGAS SPA	3.54
SOLVAY SA	3.11
ADIDAS AG	3.11
ING GROEP NV	3.10
Total of Portfolio	37.48

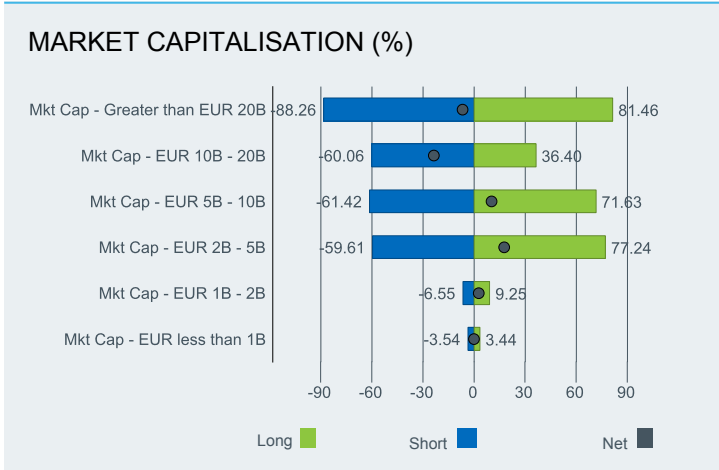
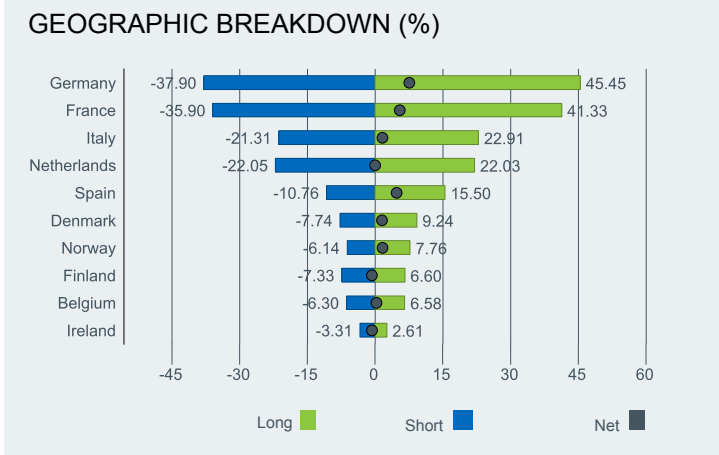
Holdings subject to change

Key Risks Continued: The strategies utilised by the Fund involve the use of derivatives to facilitate certain investment management techniques including the establishment of both 'long' and 'synthetic short' positions and creation of market leverage for the purposes of increasing the economic exposure of a Fund beyond the value of its net assets. The use of derivatives in this manner may have the effect of increasing the overall risk profile of the Funds. Investors in this fund should understand that the Fund is not guaranteed to produce a positive return and as an absolute return product, performance may not move in line with general stock market trends as both positive and negative share movements affect the overall value of the fund. The Manager employs a risk management process to oversee and manage derivative exposure within the Fund. The Fund may be exposed to finance sector companies, as a service provider or as counterparty for financial contracts. Liquidity in the financial markets has been severely restricted, causing a number of firms to withdrawn from the market, or in some extreme cases, becoming insolvent. This may have an adverse effect on the activities of the fund.

SECTOR BREAKDOWN (%)			
	Long	Short	Net
Information Technology	21.64	-14.84	6.80
Health Care	23.58	-16.96	6.61
Industrials	54.65	-52.41	2.23
Communication	20.40	-18.83	1.57
Consumer Staples	25.79	-24.56	1.23
Financials	41.33	-40.20	1.13
Energy	9.67	-10.75	-1.08
Real Estate	15.23	-16.78	-1.55
Materials	22.90	-27.71	-4.81
Utilities	16.04	-21.91	-5.87
Consumer Discretionary	28.19	-34.47	-6.28

FEES AND CHARGES	
Max Initial Charge	3.00%
Exit Fee	0.00%
Ongoing Charge	2.44%
Performance Fee	20.00%

DEALING INFORMATION	
Settlement	Trade Date + 3 days
Dealing Frequency	Daily, forward pricing basis



+44 (0) 20 7743 33 investor.services@blackrock.com

www.blackrock.ch

IMPORTANT INFORMATION:

All financial investments involve an element of risk. Therefore, the value of your investment and the income from it will vary and your initial investment amount cannot be guaranteed. BlackRock Strategic Funds (BSF) is an open-ended investment company established in Luxembourg which is available for sale in certain jurisdictions only. BlackRock have not considered the suitability of this investment against your individual needs and risk tolerance. To ensure you understand whether our product is suitable, please read the Key Investor Information Document. We strongly recommend you seek independent professional advice prior to investing. If, after reading this factsheet, you have any questions or would like any additional information please contact your Financial Adviser or speak to our Investor Services Team on 0800 445522. BSF is not available for sale in the U.S. or to U.S. persons. Product information concerning BSF should not be published in the U.S. BlackRock Investment Management (UK) Limited is the principal distributor of BSF. Subscriptions in BSF are valid only if made on the basis of the current Prospectus, the most recent financial reports and the Key Investor Information Document, which are available on our website. Prospectuses, Key Investor Information Documents and application forms may not be available to investors in certain jurisdictions where the Fund in question has not been authorised. BlackRock Asset Management Schweiz AG, Bahnhofstrasse 39, CH-8001 Zurich, is the Swiss Representative and State Street Bank International GmbH, Munich, Zurich Branch, Beethovenstrasse 19, CH-8002 Zürich, the Swiss Paying Agent. The Prospectus, Key Investor Information Document, the Articles of Incorporation, the latest and any previous annual and semi-annual reports are available free of charge from the Swiss representative. Investors should read the fund specific risks in the Key Investor Information Document and the Prospectus. Issued by BlackRock Investment Management (UK) Limited (authorised and regulated by the Financial Conduct Authority). Registered office: 12 Throgmorton Avenue, London, EC2N 2DL. Registered in England No. 2020394. Tel: 020 7743 3000. For your protection, telephone calls are usually recorded. BlackRock is a trading name of BlackRock Investment Management (UK) Limited. When this document is issued in the EEA, it is issued by BlackRock (Netherlands) B.V.: Amstelplein 1, 1096 HA, Amsterdam, Tel: 020 – 549 5200, Trade Register No. 17068311. For more information, please see the website: www.blackrock.com. For your protection telephone calls are usually recorded. BlackRock is a trading name of BlackRock (Netherlands) B.V..© 2020 BlackRock, Inc. All Rights reserved. BLACKROCK, BLACKROCK SOLUTIONS, iSHARES, BUILD ON BLACKROCK, SO WHAT DO I DO WITH MY MONEY and the stylized i logo are registered and unregistered trademarks of BlackRock, Inc. or its subsidiaries in the United States and elsewhere. All other trademarks are those of their respective owners. © 2020 Morningstar. All Rights Reserved. The information, data, analyses, and opinions contained herein (1) include the proprietary information of Morningstar, (2) may not be copied or redistributed, (3) do not constitute investment advice offered by Morningstar, (4) are provided solely for informational purposes and therefore are not an offer to buy or sell a security, and (5) are not warranted to be correct, complete, or accurate. Morningstar shall not be responsible for any trading decisions, damages, or other losses resulting from, or related to, this information, data, analyses, or opinions or their use.

GLOSSARY

Market Capitalisation: is the total value of the shares issued by a company which trades on the stock exchange.

Ongoing Charge: is a figure representing all annual charges and other payments taken from the fund.

Price to Book Ratio: represents the ratio of the current closing price of the share to the latest quarter's book value per share.

Price to Earnings (TTM) Ratio: represents the ratio of the market price per share of a company to the company's earnings per share for a twelve-month period (usually the last 12 months or trailing twelve months (TTM)).

Quartile Rank: categorises a fund into four equal bands based on their performance over a specified period within the relevant Morningstar's sector. The top or first quartile contains the top 25% of funds, through to the bottom or 4th quartile which contains the bottom 25% of funds.

SRRI: is a value based on the volatility of the fund, which gives an indication of the overall risk and reward profile of the Fund.

Performance Fee: is charged on any returns that, subject to a High Water Mark, the Fund achieves above its performance fee benchmark. Please refer to the Prospectus for further information.