

# Allianz High Dividend Asia Pacific Equity - A - EUR

Fund for dividend stocks from Asia/Pacific (ex Japan)

**Allianz**   
Global Investors

## Investment Objective

The fund invests primarily in the stocks of companies in the Asian-Pacific region (excluding Japan). Its investment objective is to attain long-term returns enhanced by dividends.

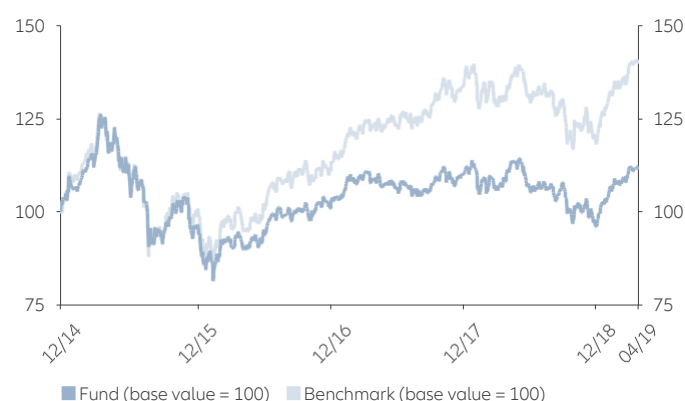


## Fund Manager

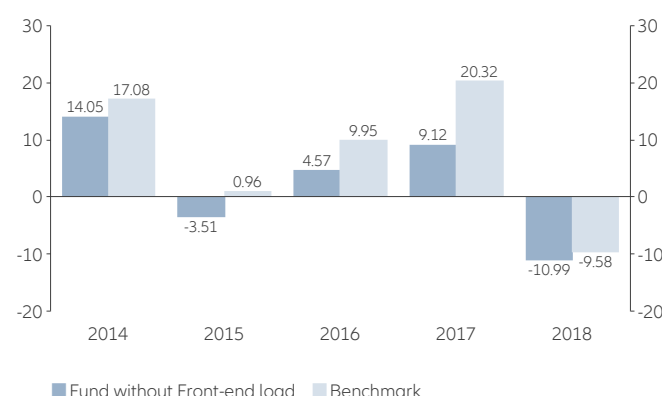
Ian Lee  
(since 07/01/2016)

## Performance

### Since Inception <sup>1</sup>



### Performance History (%) <sup>1</sup>



### Performance History (%) <sup>1</sup>

	YTD	1M	3M	6M	1Y <sup>2</sup>	3Y <sup>2</sup>	3Y p.a. <sup>2</sup>	5Y <sup>2</sup>	5Y p.a. <sup>2</sup>	S. Inc. <sup>2</sup>	S. Inc. p.a. <sup>2</sup>
Fund	13.68	1.30	7.29	12.33	0.50	20.95	6.55	31.35	5.61	100.75	5.27
Benchmark	15.71	1.97	8.26	16.46	4.84	43.32	12.75	61.35	10.04	192.38	8.23

## Key Information

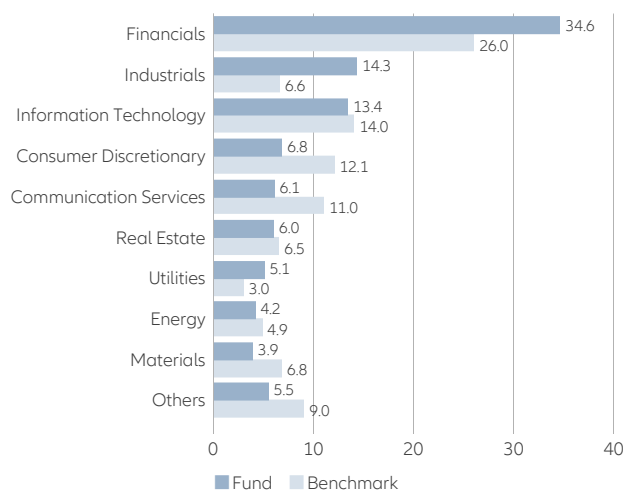
ISIN / German security no.	LU1211504250 / A14 QZZ
Benchmark	MSCI AC Asia Pacific ex Japan Total Return (Net)
Management company	Allianz Global Investors GmbH, Frankfurt
Investment manager	Allianz Global Investors Asia Pacific Limited, Hong Kong
Custodian bank	State Street Bank Luxembourg S.C.A.
Launch date	07/01/2016
Net assets	107.53 mn. EUR
Share class volume	1.70 mn. EUR
Financial year end	30/9/
Distribution payout on 17/12/2018	1.818 EUR
Distribution frequency	annually
Registered for sale in	FR, SG, DE, ES, HK, CH, TW, IT, GB, LU, PL

## Risk / Return Ratios <sup>1</sup>

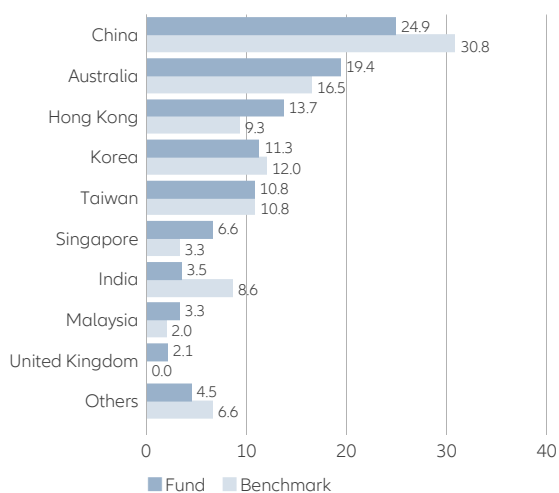
	3 Years	5 Years
Alpha (%)	-6.20	-4.44
Beta	0.88	0.95
Coefficient of correlation	0.94	0.96
Information ratio	-1.77	-1.18
Sharpe ratio <sup>3</sup>	0.72	0.45
Treynor ratio	7.87	6.17
Tracking error (%)	3.50	3.75
Volatility (%) <sup>4</sup>	9.54	13.08
Active share (%) <sup>5</sup>	75.77	
Dividend yield (%) <sup>6</sup>	3.72	

## Portfolio Structure <sup>7</sup>

### Sector Breakdown (%)



### Country Breakdown (%)



## Fee Structure

Front-end load (%) <sup>8</sup>	5.00
All-in fee in % p.a. <sup>8</sup>	2.05
TER (%) <sup>9</sup>	2.10

### Top 10 Holdings (%)

TAIWAN SEMICONDUCTOR MANUFAC	3.21
SAMSUNG ELECTRONICS CO LTD	3.03
MEDIATEK INC	3.01
IND & COMM BK OF CHINA-H	2.96
NATIONAL AUSTRALIA BANK LTD	2.52
BOC HONG KONG HOLDINGS LTD	2.43
QBE INSURANCE GROUP LTD	2.30
PING AN INSURANCE GROUP CO-H	2.18
SHINHAN FINANCIAL GROUP LTD	2.07
COMMONWEALTH BANK OF AUSTRAL	2.02
<b>Total</b>	<b>25.73</b>

## Additional Fund Information

Bloomberg Ticker	ALHDAPA LX
Reuters Ticker	ALLIANZGI01

## Opportunities

- + High return potential of stocks in the long run
- + Investments specifically in the Asian-Pacific stock markets
- + Particular return potential of investments in developing countries
- + Dividend stocks outperform in some phases
- + Currency gains possible in unhedged share classes
- + Broad diversification across numerous securities
- + Possible extra returns through single security analysis and active management

## Risks

- High volatility of stocks, losses possible. The volatility of fund unit prices may be strongly increased.
- Underperformance of the Asian-Pacific stock markets possible
- Investments in developing countries subject to high risk of volatility and losses
- Dividend stocks may underperform in some phases
- Currency losses possible in unhedged share classes
- Limited participation in the yield potential of single securities
- Success of single security analysis and active management not guaranteed

- 1) Calculated at the net asset value, excl. front-end load, distributions reinvested. Calculation according to method as defined by BVI, the German Fund Companies Association. Past performance is not a reliable indicator of future results. Any front-end loads reduce the capital employed and the performance stated. All performance data in respect of Allianz High Dividend Asia Pacific Equity - A – EUR prior to the launch date, 07/01/2016, are based on another investment fund, Allianz High Dividend Asia Pacific. This fund is an open-ended SICAV organised under the laws of Luxembourg and managed by Allianz Global Investors GmbH - Frankfurt, namely Allianz High Dividend Asia Pacific - A - EUR (ISIN LU0229176416), launched on 18/02/2012. This does not imply that Allianz High Dividend Asia Pacific Equity - A – EUR will enjoy similar performance in the future.
- 2) This data is based on rolling 12-month periods as at 30/04/2019. It is presented in addition to the calendar year performance.
- 3) The Sharpe ratio states the relationship between the return generated by the fund and the investment risk. The fund's excess return versus the risk-free market rate is compared to volatility. Negative values are not meaningful.
- 4) Volatility measures the fluctuation range of the fund's performance over a specified period of time.
- 5) Measure of the proportion of fund assets that is invested differently from the benchmark.
- 6) The dividend yield corresponds to the expected dividend divided by the current price of the share, expressed as a percentage. (eDiv/share price) where: eDiv = product of the last dividend payment and the number of expected dividend payments per year (e.g. the expected dividend for a share with quarterly dividend payment corresponds to the dividend for the last quarter times four). The dividend yield depends both on the amount of the dividend and the current price of the share. Both these key variables may be subject to constant change. The dividend yield is only a snapshot based on the current amount of the dividend and the current share price; **as a result, it is not suitable as an indicator of the future performance of an equity fund.**
- 7) This is for guidance only and not indicative of future allocation.
- 8) If the acquisition of Fund units is subject to a sales charge, up to 100% of such sales charge may be collected by the distributor; the exact amount shall be mentioned by the distributor as part of the investment advisory process. This also applies to any payment by the Management Company of an ongoing distribution fee from the all-in fee to the distributor. The all-in fee includes the expenses previously called management, administration and distribution fees.
- 9) TER (Total Expense Ratio): Total cost (except transaction costs) charged to the fund during the last financial year.

## Disclaimer

Investing involves risk. The value of an investment and the income from it may fall as well as rise and investors might not get back the full amount invested. Allianz High Dividend Asia Pacific Equity is a sub-fund of Allianz Global Investors Fund SICAV, an open-ended investment company with variable share capital organised under the laws of Luxembourg. The value of the units/shares which belong to the Unit/Share Classes of the Sub-Fund that are not denominated in the base currency may be subject to an increased volatility. The volatility of other Unit/Share Classes may be different and possibly higher. Past performance is not a reliable indicator of future results. If the currency in which the past performance is displayed differs from the currency of the country in which the investor resides, then the investor should be aware that due to the exchange rate fluctuations the performance shown may be higher or lower if converted into the investor's local currency. This is for information only and not to be construed as a solicitation or an invitation to make an offer, to conclude a contract, or to buy or sell any securities. The products or securities described herein may not be available for sale in all jurisdictions or to certain categories of investors. This is for distribution only as permitted by applicable law and in particular not available to residents and/or nationals of the USA. The investment opportunities described herein do not take into account the specific investment objectives, financial situation, knowledge, experience or specific needs of any particular person and are not guaranteed. The views and opinions expressed herein, which are subject to change without notice, are those of the issuer companies at the time of publication. The data used is derived from various sources, and assumed to be correct and reliable,

but it has not been independently verified; its accuracy or completeness is not guaranteed and no liability is assumed for any direct or consequential losses arising from its use, unless caused by gross negligence or wilful misconduct. The conditions of any underlying offer or contract that may have been, or will be, made or concluded, shall prevail. For a free copy of the sales prospectus, incorporation documents, daily fund prices, key investor information, latest annual and semi-annual financial reports, contact the management company Allianz Global Investors GmbH in the fund's country of domicile, Luxembourg, the Swiss funds' representative and paying agent BNP Paribas Securities Services, Paris, Zurich branch, Selnaustrasse 16, CH-8002 Zürich or the editor either electronically or by mail at the given address or [www.allianzgi-regulatory.eu](http://www.allianzgi-regulatory.eu). Please read these documents, which are solely binding, carefully before investing. This is a marketing communication issued by Allianz Global Investors (Schweiz) AG, a 100% subsidiary of Allianz Global Investors GmbH, licensed by FINMA ([www.finma.ch](http://www.finma.ch)) for distribution and by OAKBV (Oberaufsichtskommission berufliche Vorsorge) for asset management related to occupational pensions. This communication has not been prepared in accordance with legal requirements designed to ensure the impartiality of investment (strategy) recommendations and is not subject to any prohibition on dealing before publication of such recommendations. The duplication, publication, or transmission of the contents, irrespective of the form, is not permitted; except for the case of explicit permission by Allianz Global Investors GmbH.