

Allianz Advanced Fixed Income Global Aggregate - I (H-USD) - USD

Global bond fund focussing on high quality issuers



Investment Objective

The fund predominantly invests in a broad range of international government and corporate bonds. The investment objective is to attain a return in-line with yields on the global markets. Up to 20 % of the fund's assets may be invested in high-yield bonds provided that these have ratings between B- and BB+ (Standard & Poor's classification). The proportion of emerging market bonds is restricted to a maximum of 20 %. Asset-backed securities/mortgage-backed securities (ABS/MBS) may not exceed 20 % of fund assets and may only be acquired, if they carry an investment-grade rating. Emerging markets bonds may be acquired also.

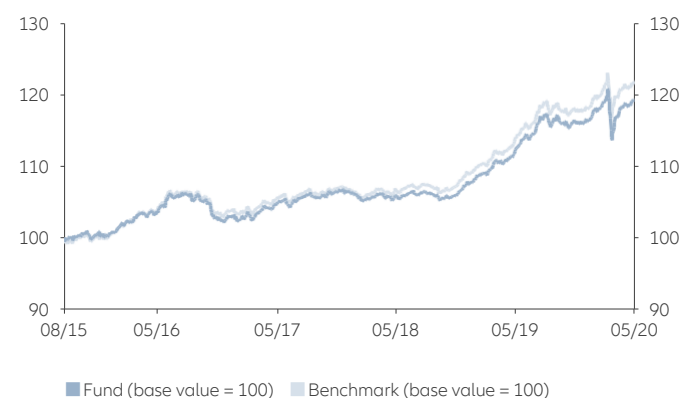


Fund Manager

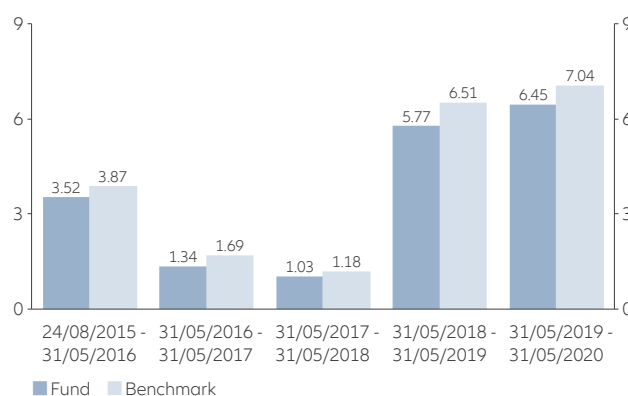
Ralf Jülichmanns
(since 21/08/2015)

Performance

Since Inception ¹



Annual Performance (%) ¹



Performance History (%) ¹

	YTD	1M	3M	6M	1Y	3Y	3Y p.a.	S. Inc.	S. Inc. p.a.	2015	2016	2017	2018	2019
Fund	2.65	0.47	0.19	2.61	6.45	13.75	4.39	19.34	3.78	0.14	2.81	3.51	0.72	8.31
Benchmark	3.40	0.28	0.39	3.20	7.04	15.36	4.88	21.84	4.23	0.00	3.85	2.99	1.83	8.18

Key Information

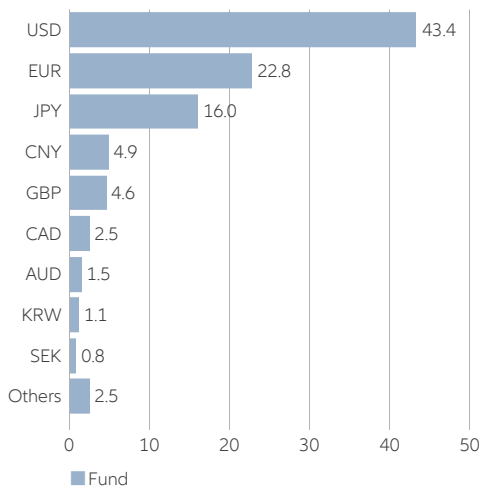
ISIN / German security no.	LU1260870800 / A14 WTD
Benchmark	BLOOMBERG BARCLAYS MACRO: GLOBAL AGGREGATE (500 MILLION) USD HEDGED RETURN IN USD
Management company	Allianz Global Investors GmbH
Custodian bank	State Street Bank International GmbH - Luxembourg branch
Launch date	24/08/2015
Net assets	786.37 mn. EUR
Share class volume	27.22 mn. USD
Financial year end	30/9/
Distribution payout on 16/12/2019	12.843 USD
Distribution frequency	annually
Min. investment (prospectus)	4,000,000 USD
Registered for sale in	AT, CH, DE, LU, NL, PL

Risk/ Return Ratios

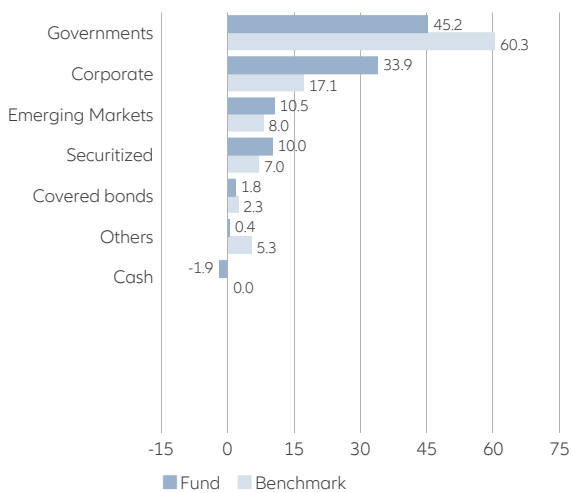
	3 Years
Alpha (%)	-0.49
Beta	0.98
Coefficient of correlation	0.97
Information ratio	-0.75
Sharpe ratio ²	0.86
Treynor ratio	2.46
Tracking error (%)	0.65
Volatility (%) ³	2.81

Portfolio Structure ⁴

Currency Breakdown (%) (incl. FX derivatives)



Issuer/type of issue Breakdown (%) (weighted by market value)



Key Figures

Effective Duration (%)	7.28
Average nominal return (%)	2.66
Yield to worst (%) ⁵	1.14
Average rating	A+

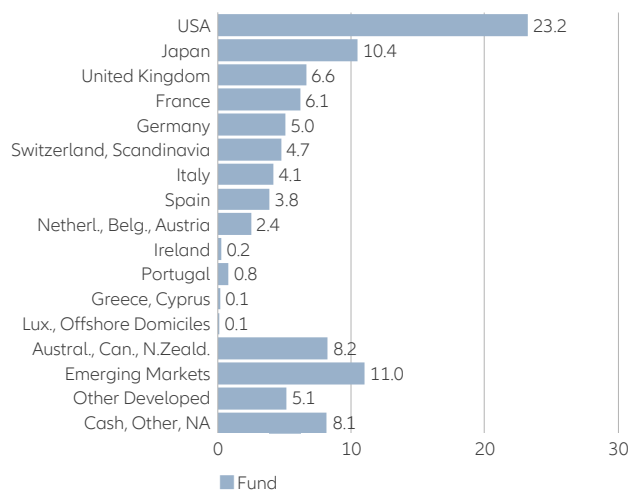
Fee Structure

Front-end load (%) ⁶	currently 0.00 (max. 2.00)
All-in fee in % p.a. ⁶	currently 0.58 (max. 1.10)
TER (%) ⁷	0.59

Top 10 Holdings (%)

US TREASURY N/B FIX 2.750% 15.08.2042	1.10
US TREASURY N/B FIX 2.750% 15.02.2028	1.07
US TREASURY N/B FIX 2.250% 15.02.2027	0.90
JAPAN (30 YEAR ISSUE) 49 FIX 1.400% 20.12.2045	0.75
US TREASURY N/B FIX 2.500% 15.05.2024	0.75
UK TSY 3.5% 2045 FIX 3.500% 22.01.2045	0.71
US TREASURY N/B FIX 1.625% 15.05.2026	0.67
JAPAN (30 YEAR ISSUE) 16 FIX 2.500% 20.09.2034	0.64
US TREASURY N/B FIX 2.500% 15.02.2046	0.64
JAPAN (20 YEAR ISSUE) 148 FIX 1.500% 20.03.2034	0.61
Total	7.84

Country/Location Breakdown (%) (weighted by market value)



Additional Fund Information

Bloomberg Ticker	ALAFGIU LX
Reuters Ticker	ALLIANZGI01

Opportunities

- + Interest income on bonds, capital gains opportunities on declining market yields
- + Above-average yield potential of bonds from non-governmental issuers
- + Currency gains against investor currency possible
- + Broad diversification across numerous securities
- + Potential additional returns from single security analysis and active management

Risks

- Interest rates vary, bonds suffer price declines on rising interest rates. The volatility of the fund unit price may be increased.
- Higher risk of volatility and capital loss of bonds from non-governmental issuers
- Currency losses against investor currency possible
- Limited participation in the potential of individual securities
- No guarantee of the success of single security analysis and active management

FOR FUND DISTRIBUTORS AND PROFESSIONAL INVESTORS ONLY

- 1) Calculated at the net asset value, excl. front-end load, distributions reinvested. Calculation according to method as defined by BVI, the German Fund Companies Association. Past performance is not a reliable indicator of future results. **Any front-end loads reduce the capital employed and the performance.**
- 2) The Sharpe ratio states the relationship between the return generated by the fund and the investment risk. The fund's excess return versus the risk-free market rate is compared to volatility. Negative values are not meaningful.
- 3) Volatility measures the fluctuation range of the fund's performance over a specified period of time.
- 4) This is for guidance only and not indicative of future allocation.
- 5) Represents the lowest potential yield that an investor could theoretically receive on the bond up to maturity if bought at the current price (excluding the default case of the issuer). The yield to worst is determined by making worst-case scenario assumptions, calculating the returns that would be received if worst-case scenario provisions, including prepayment, call or sinking fund, are used by the issuer (excluding the default case). It is assumed that the bonds are held until maturity and interest income is reinvested on the same conditions. Calculation is before currency hedging. The yield to worst is a portfolio characteristic; in particular, it does not reflect the actual fund income. The expenses charged to the fund are not taken into account. As a result, the yield to worst is not suitable as an indicator of the future performance of a bond fund. Forecasts are not a reliable indicator of future results.
- 6) If the acquisition of Fund units is subject to a sales charge, up to 100% of such sales charge may be collected by the distributor; the exact amount shall be mentioned by the distributor as part of the investment advisory process. This also applies to any payment by the Management Company of an ongoing distribution fee from the all-in fee to the distributor. The all-in fee includes the expenses previously called management, administration and distribution fees.
- 7) TER (Total Expense Ratio): Total cost (except transaction costs) charged to the fund during the last financial year.

Disclaimer

Investing involves risk. The value of an investment and the income from it may fall as well as rise and investors might not get back the full amount invested. Investing in fixed income instruments may expose investors to various risks, including but not limited to creditworthiness, interest rate, liquidity and restricted flexibility risks. Changes to the economic environment and market conditions may affect these risks, resulting in an adverse effect to the value of the investment. During periods of rising nominal interest rates, the values of fixed income instruments (including short positions with respect to fixed income instruments) are generally expected to decline. Conversely, during periods of declining interest rates, the values of these instruments are generally expected to rise. Liquidity risk may possibly delay or prevent account withdrawals or redemptions. Allianz Advanced Fixed Income Global Aggregate is a sub-fund of Allianz Global Investors Fund SICAV, an open-ended investment company with variable share capital organised under the laws of Luxembourg. Past performance is not a reliable indicator of future results. If the currency in which the past performance is displayed differs from the currency of the country in which the investor resides, then the investor should be aware that due to the exchange rate fluctuations the performance shown may be higher or lower if converted into the investor's local currency. This is for information only and not to be construed as a solicitation or an invitation to make an offer, to conclude a contract, or to buy or sell any securities. The products or securities described herein may not be available for sale in all jurisdictions or to certain categories of investors. This is for distribution only as permitted by applicable law and in particular not available to residents and/or nationals of the USA. The investment opportunities described herein do not take into account the specific investment objectives, financial situation, knowledge, experience or specific needs of any particular person and are not guaranteed. The views and opinions expressed herein, which are subject to change without notice, are those of

the issuer companies at the time of publication. The data used is derived from various sources, and assumed to be correct and reliable, but it has not been independently verified; its accuracy or completeness is not guaranteed and no liability is assumed for any direct or consequential losses arising from its use, unless caused by gross negligence or wilful misconduct. The conditions of any underlying offer or contract that may have been, or will be, made or concluded, shall prevail. For a free copy of the sales prospectus, incorporation documents, daily fund prices, key investor information, latest annual and semi-annual financial reports, contact the management company Allianz Global Investors GmbH in the fund's country of domicile, Luxembourg, or the issuer at the address indicated below or www.allianzgi-regulatory.eu. Austrian investors may also contact the Austrian information agent Allianz Investmentbank AG, Hietzinger Kai 101-105, A-1130 Vienna. Please read these documents, which are solely binding, carefully before investing. This is a marketing communication issued by Allianz Global Investors GmbH, www.allianzgi.com, an investment company with limited liability, incorporated in Germany, with its registered office at Bockenheimer Landstrasse 42-44, 60323 Frankfurt/M, registered with the local court Frankfurt/M under HRB 9340, authorised by Bundesanstalt für Finanzdienstleistungsaufsicht (www.bafin.de). Allianz Global Investors GmbH has established branches in the United Kingdom, France, Italy, Spain, Luxembourg, Sweden, Belgium and the Netherlands. Contact details and information on the local regulation are available here (www.allianzgi.com/Info). This communication has not been prepared in accordance with legal requirements designed to ensure the impartiality of investment (strategy) recommendations and is not subject to any prohibition on dealing before publication of such recommendations. The duplication, publication, or transmission of the contents, irrespective of the form, is not permitted; except for the case of explicit permission by Allianz Global Investors GmbH.