

31/03/2026 | MONTHLY REPORT | SHARE CLASS RT (H2-USD)

Allianz Europe Equity Growth

Investment team



Giovanni Trombello
(since 10/10/2023)

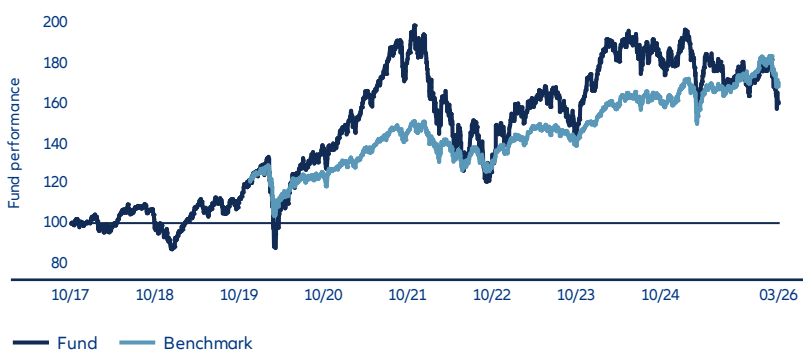


Thomas Orthen
(since 01/01/2026)

Investment objective

The fund primarily invests in European equity markets. Fund management focuses on securities it considers to have growth potential that is not fully taken into consideration in the price of the security (growth approach). The investment objective is to achieve long-term capital growth. Sustainability aspects are taken into account by the fund management. For more information on the investment strategy, the permissible asset classes and the sustainability approach, please refer to the sales prospectus.

Performance (basis USD, net of fees)¹



Period (annual)	% Fund	% BM	Period	% Fund	% BM
10/10/17 - 31/03/18	-2.10	-	1 month	-11.54	-9.15
31/03/18 - 31/03/19	7.46	-	3 months	-6.95	-4.57
31/03/19 - 31/03/20	-2.38	-	6 months	-6.01	0.18
31/03/20 - 31/03/21	52.48	31.80	1 year	-7.57	5.56
31/03/21 - 31/03/22	4.34	7.64	3 years	0.01	23.45
31/03/22 - 31/03/23	-1.62	5.16	3 years p.a.	0.00	7.27
31/03/23 - 31/03/24	18.64	14.60	5 years	2.66	39.74
31/03/24 - 31/03/25	-8.80	2.05	5 years p.a.	0.53	6.92
31/03/25 - 31/03/26	-7.57	5.56	Since inception	60.76	57.18

In %	YTD	2025	2024	2023	2022	2021	2020	2019	2018
Fund	-6.95	-3.12	2.26	23.85	-27.27	33.33	15.88	40.16	-11.57
Benchmark	-4.57	13.60	8.54	16.69	-14.21	24.08	5.50	-	-

Past performance does not predict future returns.

RATINGS AND ACCREDITATION²

Morningstar™
Category Other Equity

RISK INDICATOR³



FUND INFORMATION

Key facts	Details
Asset class	Equity
Benchmark ⁴	S&P Europe Large Mid Cap Growth Total Return Net (hedged into USD)
Fund launch date	16/10/2006
Fund currency	EUR
Fund size	1,657.83 M EUR
Management company	Allianz Global Investors GmbH/Luxembourg
Investment manager	Allianz Global Investors GmbH
Custodian bank	State Street Bank International GmbH - Luxembourg Branch
Domicile	Luxembourg
Financial year end	31/12

Share class data	Details
Share class launch date	10/10/2017
Share class currency	USD
Share class size	3.35 M USD
Use of income	Accumulating
Dealing frequency	Daily

Fees and purchase details	Details
All-in fee (%) p.a. ⁵	1.05 (max 1.45)
TER (%) ⁶	1.10

Other details	Details
ISIN	LU1687709441
WKN	A2DXYS
Bloomberg	F-S7389
Distribution countries	AT, BH, CH, DE, DK, ES, FI, FR, GR, HK, IE, LI, LU, MO, NL, NO, PL, PT, SE, SG, SK

Fund data	Values	Key figures	3Y	5Y
Dividend yield (%) ⁷	1.72	Alpha (%) ⁹	-7.27	-6.40
Active share (%) ⁸	66.56	Tracking error (%) ¹⁰	7.37	8.71
Number of holdings	49	Information ratio ¹¹	-0.99	-0.73
		Volatility (%) ¹²	15.95	20.25
		Volatility benchmark (%)	-	20.25
		Sharpe ratio ¹³	-0.30	-0.15
		Correlation	0.91	0.95
		Beta	1.32	1.43

Sector allocation (GICS)^{14 15}

GICS sector	% Fund weight	% BM weight	Relative to benchmark	% Active weight
Industrials	36.57	25.47		11.10
Information Technology	15.63	13.04		2.59
Consumer Discretionary	14.92	8.92		6.00
Health care	13.45	16.61		-3.16
Financials	11.65	19.98		-8.33
Consumer Staples	6.41	5.55		0.86
Communication Services	0.76	2.64		-1.88
Energy	0.61	0.48		0.13
Utilities	0.00	4.54		-4.54
Materials	0.00	2.73		-2.73

Country/location allocation¹⁴

Country/location	% Fund weight	% BM weight	Relative to benchmark	% Active weight
Germany	17.47	13.63		3.84
France	13.53	12.34		1.19
United Kingdom	13.28	18.69		-5.41
Netherlands	11.45	9.11		2.34
Sweden	10.50	5.30		5.20
USA	9.67	11.57		-1.90
Switzerland	6.11	9.07		-2.96
Spain	4.12	6.18		-2.06
Italy	3.89	4.99		-1.10
Others	9.99	9.12		0.87

ESG TRANSPARENCY

SFDR classification¹⁶ **8** **9**

EXTERNAL FUND RATINGS¹⁷

MSCI¹⁸ **CCC** **B** **BB** **BBB** **A** **AA** **AAA**
 ESG Rating

Morningstar¹⁹
 ESG Risk Rating™
 As of 31/01/2026

ESG FUND OVERVIEW

Consideration of principal adverse impacts PAI's applied : Yes No

Proportion of sustainable investments

Fund 47.54%
 Benchmark 60.10%

Proportion of Taxonomy-aligned investments

Percentage aligned with EU taxonomy 3.32%
 Eligible NAV is defined as the portion of NAV for which data could be available, it excludes derivatives, and target funds.

ESG score ¹⁸	Fund	Benchmark
Holding-weighted average (0-10)	7.8	8.1
Environmental	5.9	6.6
Social	4.8	5.3
Governance	7.0	6.8

ENGAGEMENT

Companies engaged by topic (last 12 months)

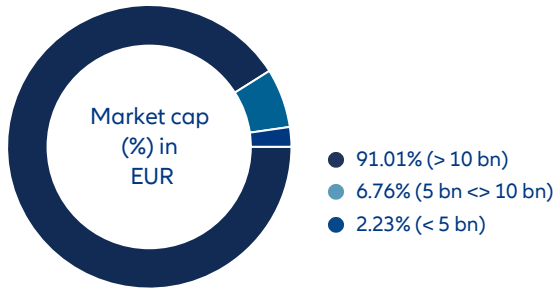
Corporate governance 29
 Social risks impacts 11
 Strategy business model 7
 Transparency and disclosure 5
 Collaborative engagement 5
 Environment risks impacts 5
 Risk management 4
 Capital management 3
 Business conduct and culture 3
 Audit accounting 1
 Others 1

Top holdings²⁰

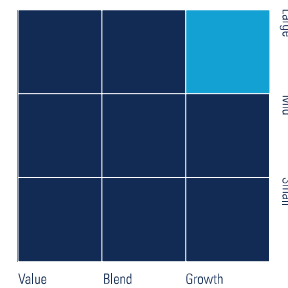
Holding	% Fund weight	% Active weight
ASML HOLDING NV	9.41	1.98
ASTRAZENECA PLC	5.24	2.30
L'OREAL	4.27	2.90
SCHNEIDER ELECTRIC SE	4.18	2.06
DEUTSCHE BOERSE AG	3.58	2.77

Holding	% Fund weight	% Active weight
ATLAS COPCO AB-A SHS	3.14	2.50
ASSA ABLOY AB-B	3.12	2.75
COMPASS GROUP	3.07	2.38
INTERCONTINENTAL HOTELS GROU	2.93	2.64
LVMH MOET HENNESSY LOUIS VUI	2.89	0.88

Market capitalization



Morningstar style box²¹



OPPORTUNITIES AND RISKS

Opportunities

- High return potential of stocks in the long run
- Investments specifically in the European stock market
- Growth stocks outperform in some phases
- Sustainability aspects are taken into account by the fund management. For more information on the sustainability approach, please refer to the sales prospectus.
- Broad diversification across numerous securities
- Possible extra returns through single security analysis and active management

Risks

- High volatility of stocks, losses possible. The volatility of fund unit prices may be strongly increased.
- Underperformance of the European stock market possible
- Growth stocks may underperform at times
- Sustainability approach narrows the investment universe
- Limited participation in the yield potential of single securities
- Success of single security analysis and active management not guaranteed

SUSTAINABILITY GLOSSARY

Carbon footprint

Carbon footprint is the sum of greenhouse gas emissions, measured in CO2 equivalents, for a specified entity, e.g., a company, the life cycle or partial life cycle of a product, or a service. A lower carbon footprint can be achieved through the use of renewable energy and efficient use of resources. A carbon footprint of zero is said to be carbon neutral which implies either there are no greenhouse gas emissions, or any carbon causing activities are offset by environmental activities to counter tackle carbon emissions, e.g., reforestation activities.

Engagement

Engagement refers to interactions between an investor and a corporate or policy makers to improve corporate practices and disclosure of information at an industry or market level. The objective of engagement is exercising influence over a company's practices and performance (not limited to ESG issues). A company engagement dialogue generally encompasses a range of topics.

Proportion of sustainable investments

We have developed a proprietary method for measuring sustainable investment (as defined in the SFDR). For this, we assess the positive contribution of a company to environmental or social objectives (using the SDGs or the EU taxonomy objectives as reference frameworks). We base this assessment on specific business activities. For the assessment we combine qualitative and quantitative elements using external data providers but also our own research. Moreover, we consider certain types of securities, which have been issued to finance specific projects contributing to environmental or social objectives (for instance Green Bonds). Once we have identified a positive contribution to an environmental or social objective, we assess the investee company in order to avoid overall violations – the so called “do no significant harm test”. For this we use the principal adverse impact indicators (PAI). Furthermore, we ensure that the company complies with good corporate governance standards. Only when these three criteria are fulfilled, do we count the positive contribution into our sustainable investment share of the fund. This ensures that investors can expect a detailed analysis and a robust methodology.

SFDR category

Sustainability category according to European Union Sustainable Finance Disclosure Regulation. This sustainability category depends on specific requirements as defined by the regulator. Reference regulation: Regulation (EU) 2019/2088

Green bonds

Green bonds are bonds where the proceeds finance dedicated projects that have measurable environmental benefits, tackling issues such as: renewable energy, energy efficiency, clean buildings, clean transportation, water and waste management. The Green Bond Principles are voluntary process guidelines that recommend transparency and disclosure and promote integrity in the development of the Green Bond market by clarifying the approach for issuance of a Green Bond.

Principal Adverse Impacts

Impacts of investment decisions that result in negative effects on sustainability factors, e.g., environmental, social and employee matters, respect for human rights, anti-corruption and anti-bribery matters (as defined in the SFDR). Since March 2021, asset managers need to disclose how they take into account Principal Adverse Impacts (PAI) in the investment process. A list of PAI indicators and metrics that are considered to have a negative impact has been defined and includes 14 indicators applicable to corporate issuers, and two applicable to sovereigns and supranationals. At AllianzGI, we have developed measures to consider PAIs in the investment process of our sustainable mutual funds.

Taxonomy

The taxonomy is a European regulation that builds a common European classification system for environmentally sustainable activities. The taxonomy tries to answer the question: What can be considered an environmentally sustainable activity? The taxonomy defines six environmental objectives:

1. Climate change mitigation,
 2. Climate change adaptation,
 3. The sustainable use and protection of water and marine resources,
 4. The transition to a circular economy,
 5. Pollution prevention and control, and
 6. The protection and restoration of biodiversity and ecosystems.
- To qualify as sustainable and align with the taxonomy, an activity must make a substantial contribution to one of the six environmental objectives, do no significant harm (DNSH) to the other environmental objectives, and comply with minimum safeguards. Besides the European taxonomy, other regions and jurisdictions have also developed or are in the process of developing taxonomies.

Weighted average carbon intensity

The carbon intensity of the portfolio, determined by measuring the volume of carbon emissions per dollar of sales generated by portfolio companies (tons CO₂/USD mn owned revenue). When used in other contexts and other industries, the denominator of this fraction may be other factors, e.g., for a company in the property sector, tons CO₂/square meter of property managed.

Footnotes

- 1) Calculated at the net asset value, excl. front-end load, distributions reinvested. Calculation according to method as defined by BVI, the German Fund Companies Association. Past performance is not a reliable indicator of future results. Any front-end loads reduce the capital employed and the performance. These figures refer to the past. If the currency of a financial product, financial service or its costs is different from your reference currency, the return and/or costs can increase or decrease as a result of currency fluctuations. Source for all data and chart (if not indicated otherwise): IDS GmbH.
- 2) Morningstar Rating: © 2007 Morningstar, Inc., all rights reserved. The information given here: (1) is protected by copyright for Morningstar and/or its content providers; (2) may not be reproduced or distributed; and (3) is not guaranteed to be accurate, complete or up-to-date. Morningstar and its content providers assume no responsibility for any losses or damage that result from any use of the information provided. Past performance is not a guarantee of future results. To determine the Morningstar Rating, funds of a comparable group in issue for at least three years are considered. The long-term performance serves as a basis, taking into account fees and risk. As a result, the funds are awarded stars, which are calculated monthly: Top 10%: 5 stars; next 22.5%: 4 stars; middle 35%: 3 stars; next 22.5%: 2 stars; flop 10%: 1 star. A ranking, rating or award is not an indicator of future performance and is subject to change over time. Rating as of: 28/02/2026
- 3) The Risk Indicator is a guide to the level of risk of this product compared to other products. It shows how likely it is that the product will lose money because of movements in the markets or because we are not able to pay you. The categorization of a product is not guaranteed and may change in the future. Even the lowest category 1 does not mean a risk-free investment
- 4) until 01/12/2019 No Benchmark
- 5) The all-in fee covers the fees formerly designated as management, administration and distribution fee. A potential payment of a trail fee from the management company to the distribution partner would be taken out of the all-in fee.
- 6) Total Expense Ratio (TER): Total cost (except transaction costs) charged to the fund during the last financial year. TER for funds-of-funds: The costs incurred by the fund itself (except transaction costs). Since the fund held other investment units ("target funds") in the reporting period, further costs, charges and fees may have been incurred at the level of the target fund.
- 7) The dividend yield is equivalent to expected dividend payments divided by the actual share price and is expressed as a percentage. (eDiv/share price), with eDiv = product of the last dividend payment and the number of expected dividend payments per year (for example, the expected dividend for a share with quarterly dividend payments is equivalent to the dividend paid for the past quarter times four). The dividend yield depends on both the dividend amount and the current share price, with both of these factors constantly changing. The dividend yield is only a transitory variable, which is based on the current dividend amount and the current share price. Therefore, it does not predict the future returns of an equity fund.
- 8) Measure of the proportion of fund assets that is invested differently from the benchmark.
- 9) Alpha is a measure of a portfolio's excess return relative to its expected return based on its risk level. It represents the value added (or subtracted) by a portfolio manager beyond what is explained by market movements.
- 10) Tracking error is the difference in actual performance between the portfolio and its corresponding benchmark. The tracking error can be also considered as an indicator of how actively a fund is managed and its corresponding risk level. It is measured as standard deviation of the portfolio's excess returns over the benchmark.
- 11) The Information Ratio (IR) is a measure of a portfolio manager's ability to generate excess returns relative to a benchmark, adjusted for risk.
- 12) Volatility measures the fluctuation range of the fund's performance over a specified period of time
- 13) The Sharpe ratio states the relationship between the return generated by the fund and the investment risk. The fund's excess return versus the risk-free market rate is compared to volatility. Negative values are not meaningful.
- 14) This is for guidance only and not indicative of future allocation.
- 15) The Global Industry classification standard "GICS" was developed by and is exclusive property and service mark of MSCI Inc. ("MSCI") And Standard & Poor's division of the McGraw-Hill Companies, Inc. ("S&P") and is licensed for use by (Licensee) neither MSCI, S&P nor any third party involved in making or compiling the GICS or any GICS classifications makes any express or implied warranties or representations with respect to such standard or classification (or the results to be obtained by the use of thereof) and all such parties hereby expressly disclaim all warranties of originality, accuracy, completeness, merchantability, and fitness for a particular purpose with respect to any of such standard or classification. Without limiting any of the foregoing in no event shall MSCI, S&P or any of their affiliates or any third party involved in making or compiling the GICS or any GICS classifications have any liability for any direct, indirect, special, punitive, consequential or any other damages (including lost profits) even if notified of the possibilities of such damages.
- 16) This fund has been classified as an Article 8 under SFDR: EU Sustainable Finance Disclosure Regulation. Information accurate at time of publishing. Investors should take into account all the characteristics and/ or objectives of the fund as described in its prospectus and Key Investor Document (regulatory.allianzgi.com).
- 17) A ranking, a rating or an award provides no indicator of future performance and is not constant over time.
- 18) This disclosure was developed using information from MSCI ESG Research LLC or its affiliates or information providers. Although AllianzGI information providers, including without limitation, MSCI ESG Research LLC and its affiliates (the "ESG Parties"), obtain information (the "Information") from sources they consider reliable, none of the ESG Parties warrants or guarantees the originality, accuracy and/or completeness, of any data herein and expressly disclaim all express or implied warranties, including those of merchantability and fitness for a particular purpose. The Information may only be used for your internal use, may not be reproduced or disseminated in any form and may not be used as a basis for, or a component of, any financial instruments or products or indices.~ Further, none of the Information can in and of itself be used to determine which securities to buy or sell or when to buy or sell them.~ None of the ESG Parties shall have any liability for any errors or omissions in connection with any data herein, or any liability for any direct, indirect, special, punitive, consequential or any other damages (including lost profits) even if notified of the possibility of such damages.
- 19) Sustainability Rating as of 31/01/2026. Sustainability provides company-level analysis used in the calculation of Morningstar's Historical Sustainability Score. © 2007 Morningstar. All rights reserved. The information contained herein: (1) is proprietary to Morningstar and/or its content providers; (2) may not be copied or distributed; and (3) is not warranted to be accurate, complete, or timely. Neither Morningstar nor its content providers are responsible for any damages or losses arising from any use of this information. Past performance is no guarantee of future results
- 20) Securities mentioned in this document are for illustrative purposes only and do not constitute a recommendation or solicitation to buy or sell any particular security. These securities will not necessarily be comprised in the portfolio by the time this document is disclosed or at any other subsequent date.

Footnotes

21) © 2007 Morningstar, Inc. All rights reserved. The information contained herein: (1) is proprietary to Morningstar and/or its content providers; (2) may not be copied or distributed; and (3) is not warranted to be accurate, complete, or timely. Neither Morningstar nor its content providers are responsible for any damages or losses arising from any use of this information. Past performance is no guarantee of future results. Morningstar style box Equities: This fund appeared as a Large Growth fund on the Morningstar Style BoxTM at 31/01/2026.

Disclaimer

Investing involves risk. The value of an investment and the income from it may fall as well as rise and investors might not get back the full amount invested. Allianz Europe Equity Growth is a sub-fund of Allianz Global Investors Fund SICAV, an open-ended investment company with variable share capital organised under the laws of Luxembourg. The value of the units/shares which belong to the Unit/Share Classes of the Sub-Fund that are not denominated in the base currency may be subject to a strongly increased volatility. The volatility of other Unit/Share Classes may be different. Past performance does not predict future returns. If the currency in which the past performance is displayed differs from the currency of the country in which the investor resides, then the investor should be aware that due to the exchange rate fluctuations the performance shown may be higher or lower if converted into the investor's local currency. This is for information only and not to be construed as a solicitation or an invitation to make an offer, to conclude a contract, or to buy or sell any securities. The products or securities described herein may not be available for sale in all jurisdictions or to certain categories of investors. This is for distribution only as permitted by applicable law and in particular not available to residents and/or nationals of the USA. The investment opportunities described herein do not take into account the specific investment objectives, financial situation, knowledge, experience or specific needs of any particular person and are not guaranteed. The Management Company may decide to terminate the arrangements made for the marketing of its collective investment undertakings in accordance with applicable de-notification regulation. The views and opinions expressed herein, which are subject to change without notice, are those of the issuer companies at the time of publication. The data used is derived from various sources, and assumed to be correct and reliable at the time of publication. The conditions of any underlying offer or contract that may have been, or will be, made or concluded, shall prevail. For a free copy of the sales prospectus, incorporation documents, daily fund prices, key investor information, latest annual and semi-annual financial reports, contact the management company Allianz Global Investors GmbH in the fund's country of domicile, Luxembourg, or the issuer at the address indicated below or regulatory.allianzgi.com. Austrian investors may also contact the facility and information agent Erste Bank der österreichischen Sparkassen AG, Am Belvedere 1, AT-1100 Wien. Please read these documents, which are solely binding, carefully before investing. This is a marketing communication issued by Allianz Global Investors GmbH, www.allianzgi.com, an investment company with limited liability, incorporated in Germany, with its registered office at Bockenheimer Landstrasse 42-44, 60323 Frankfurt/M, registered with the local court Frankfurt/M under HRB 9340, authorised by Bundesanstalt für Finanzdienstleistungsaufsicht (www.bafin.de). Allianz Global Investors GmbH has established branches in France, Italy, Spain, Luxembourg, Sweden, Belgium and the Netherlands. Contact details and information on the local regulation are available here (www.allianzgi.com/Info). The Summary of Investor Rights is available in English, French, German, Italian and Spanish at <https://regulatory.allianzgi.com/en/investors-rights>. The duplication, publication, or transmission of the contents, irrespective of the form, is not permitted; except for the case of explicit permission by Allianz Global Investors GmbH.