

# Allianz Income and Growth - WT - USD

Fund for high-yield and convertible bonds and equities from the U.S. (with supplemental option strategy)



## Investment Objective

The fund mainly invests in a combination of equity instruments, high-yield and convertible bonds from issuers domiciled in the U.S.A. or Canada. The investment objective is to attain capital growth and regular income over the long term.



## Fund Manager

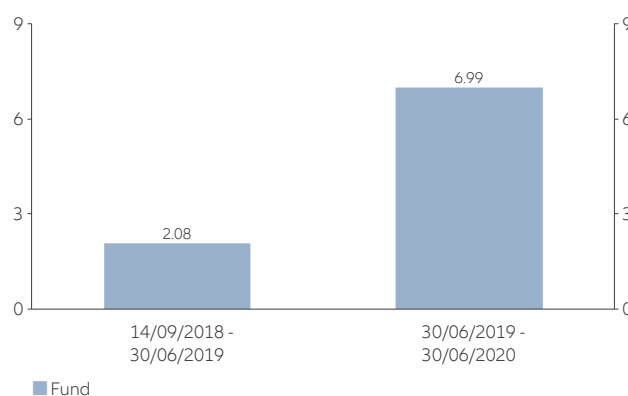
Doug Forsyth  
(since 31/05/2011)

## Performance

### Since Inception <sup>1</sup>



### Annual Performance (%) <sup>1</sup>



### Performance History (%) <sup>1</sup>

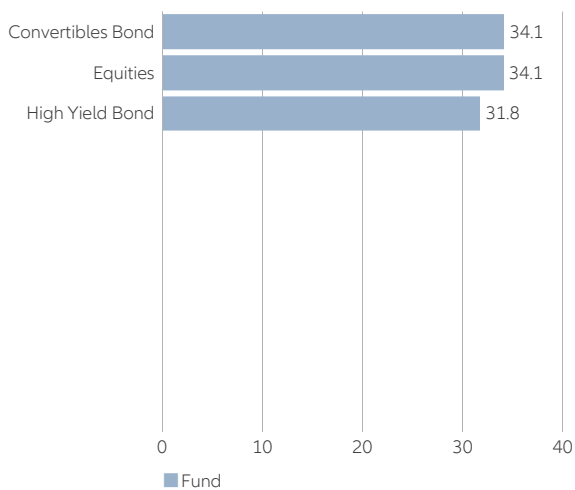
|      | YTD  | 1M   | 3M    | 6M   | 1Y   | S. Inc. | S. Inc. p.a. | 2018   | 2019  |
|------|------|------|-------|------|------|---------|--------------|--------|-------|
| Fund | 0.59 | 2.20 | 17.52 | 0.59 | 6.99 | 9.21    | 5.04         | -10.09 | 20.75 |

## Key Information

|                              |  |
|------------------------------|--|
| ISIN / German security no.   | LU1867685742 / A2N 4R7   |
| Management company           | Allianz Global Investors GmbH  |
| Investment manager           | Allianz Global Investors U.S. LLC  |
| Custodian bank               | State Street Bank International GmbH - Luxembourg branch                       |
| Launch date                  | 14/09/2018   |
| Net assets                   | 22,901.84 mn. EUR  |
| Share class volume           | 82.12 mn. USD  |
| Financial year end           | 30/9/  |
| Min. investment (prospectus) | 10,000,000 USD   |
| Registered for sale in       | AE, AT, CH, CZ, DE, DK, FI, FR, GB, GR, HK, IE, KR, LU, MO, NL, NO, PL, SE, SG |

## Portfolio Structure <sup>2</sup>

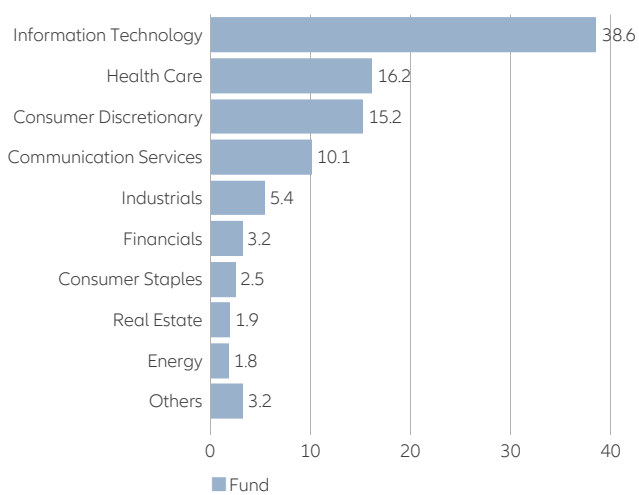
### Asset Allocation Breakdown (%)



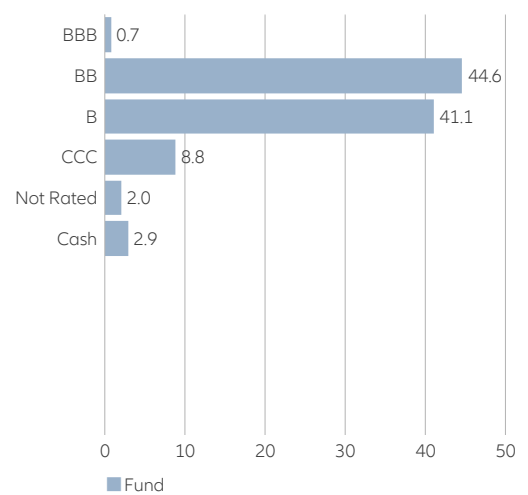
### Top 10 Holdings (%)

|   |              |
|---|--------------|
| MICROSOFT CORP                              | 1.64         |
| APPLE INC                                   | 1.64         |
| AMAZON.COM INC                              | 1.39         |
| ALPHABET INC-CL A                           | 1.34         |
| FACEBOOK INC-CLASS A                        | 1.10         |
| TESLA MOTORS INC CONV FIX 1.250% 01.03.2021 | 1.05         |
| VISA INC-CLASS A SHARES                     | 0.93         |
| UNITEDHEALTH GROUP INC                      | 0.84         |
| NETFLIX INC                                 | 0.79         |
| PAYPAL HOLDINGS INC                         | 0.78         |
| <b>Total</b>                                | <b>11.50</b> |

### Equity weighting by sector (%)



### Rating Breakdown - High Yield (%) <sup>3</sup>



## Key Figures

|  |      |
|--|------|
| Average Coupon - High Yield (%)        | 6.44 |
| Average Coupon - Convertible Bonds (%) | 2.15 |
| Equity dividend yield (%)              | 1.36 |
| Average Rating - High Yield            | B1   |

## Fee Structure

|                                   |                            |
|-----------------------------------|----------------------------|
| All-in fee in % p.a. <sup>4</sup> | currently 0.57 (max. 1.15) |
| TER (%) <sup>5 16</sup>           | 0.58                       |

## Additional Fund Information

|                  |             |
|------------------|-------------|
| Bloomberg Ticker | ALZIGWT LX  |
| Reuters Ticker   | ALLIANZGI01 |

## Opportunities

- + Attractive potential returns of equities, high-yield bonds and convertible bonds
- + Investments specifically in the U.S. capital market
- + Currency gains possible in unhedged share classes
- + Broad diversification across numerous securities
- + Potential additional returns from security analysis and active management

## Risks

- Equities, high-yield bonds and convertible bonds may be subject to volatility and loss risks. The volatility of the fund unit price may be strongly increased.
- Underperformance of the U.S. capital market possible
- Currency losses possible in unhedged share classes
- Limited participation in the potential of individual securities
- Success of single security analysis and active management not guaranteed

### FOR FUND DISTRIBUTORS AND PROFESSIONAL INVESTORS ONLY

- 1) Calculated at the net asset value, excl. front-end load, distributions reinvested. Calculation according to method as defined by BVI, the German Fund Companies Association. Past performance is not a reliable indicator of future results. **Any front-end loads reduce the capital employed and the performance.**
- 2) This is for guidance only and not indicative of future allocation.
- 3) Bond ratings stated above are assigned by S&P and are not indication of an issuer's credit worthiness. Ratings range from AAA (highest) to CCC (lowest). The credit quality of the investments in the portfolio does not apply to the stability or safety of the portfolio itself.
- 4) The all-in fee includes the expenses previously called management, administration and distribution fees. Any payment of a trail fee by the management company to a distribution partner will be effected from the all-in fee.
- 5) TER (Total Expense Ratio): Total cost (except transaction costs) charged to the fund during the last financial year. The reported TER of 0.58 % p.a. relates to an abridged financial year. Since the TER is shown on an annualised basis, it may differ from the costs of 0.58 % p.a. that are actually expected.
- 6) TER of abridged business year.

#### Disclaimer

Investing involves risk. The value of an investment and the income from it may fall as well as rise and investors might not get back the full amount invested. Investing in fixed income instruments may expose investors to various risks, including but not limited to creditworthiness, interest rate, liquidity and restricted flexibility risks. Changes to the economic environment and market conditions may affect these risks, resulting in an adverse effect to the value of the investment. During periods of rising nominal interest rates, the values of fixed income instruments (including short positions with respect to fixed income instruments) are generally expected to decline. Conversely, during periods of declining interest rates, the values of these instruments are generally expected to rise. Liquidity risk may possibly delay or prevent account withdrawals or redemptions. Allianz Income and Growth is a sub-fund of Allianz Global Investors Fund SICAV, an open-ended investment company with variable share capital organised under the laws of Luxembourg. The value of the units/shares which belong to the Unit/Share Classes of the Sub-Fund that are denominated in the base currency may be subject to an increased volatility. The volatility of other Unit/Share Classes may be different and possibly higher. Past performance is not a reliable indicator of future results. If the currency in which the past performance is displayed differs from the currency of the country in which the investor resides, then the investor should be aware that due to the exchange rate fluctuations the performance shown may be higher or lower if converted into the investor's local currency. This is for information only and not to be construed as a solicitation or an invitation to make an offer, to conclude a contract, or to buy or sell any securities. The products or securities described herein may not be available for sale in all jurisdictions or to certain categories of investors. This is for distribution only as permitted by applicable law and in particular not available to residents and/or nationals of the USA. The investment opportunities described herein do not take into account the specific investment objectives, financial situation, knowledge, experience or specific needs of any

particular person and are not guaranteed. The views and opinions expressed herein, which are subject to change without notice, are those of the issuer companies at the time of publication. The data used is derived from various sources, and assumed to be correct and reliable, but it has not been independently verified; its accuracy or completeness is not guaranteed and no liability is assumed for any direct or consequential losses arising from its use, unless caused by gross negligence or wilful misconduct. The conditions of any underlying offer or contract that may have been, or will be, made or concluded, shall prevail. For a free copy of the sales prospectus, incorporation documents, daily fund prices, key investor information, latest annual and semi-annual financial reports, contact the management company Allianz Global Investors GmbH in the fund's country of domicile, Luxembourg, or the issuer at the address indicated below or [www.allianzgi-regulatory.eu](http://www.allianzgi-regulatory.eu). Austrian investors may also contact the Austrian information agent Allianz Investmentbank AG, Hietzinger Kai 101-105, A-1130 Vienna. Please read these documents, which are solely binding, carefully before investing. This is a marketing communication issued by Allianz Global Investors GmbH, [www.allianzgi.com](http://www.allianzgi.com), an investment company with limited liability, incorporated in Germany, with its registered office at Bockenheimer Landstrasse 42-44, 60323 Frankfurt/M, registered with the local court Frankfurt/M under HRB 9340, authorised by Bundesanstalt für Finanzdienstleistungsaufsicht ([www.bafin.de](http://www.bafin.de)). Allianz Global Investors GmbH has established branches in the United Kingdom, France, Italy, Spain, Luxembourg, Sweden, Belgium and the Netherlands. Contact details and information on the local regulation are available here ([www.allianzgi.com/Info](http://www.allianzgi.com/Info)). This communication has not been prepared in accordance with legal requirements designed to ensure the impartiality of investment (strategy) recommendations and is not subject to any prohibition on dealing before publication of such recommendations. The duplication, publication, or transmission of the contents, irrespective of the form, is not permitted; except for the case of explicit permission by Allianz Global Investors GmbH.