

Allianz Income and Growth - A - USD

Fund for high-yield and convertible bonds and equities from the U.S. (with supplemental option strategy)

Allianz 
Global Investors

Morningstar Rating™¹

★★★★★ Ratings as of 30/04/2020

Investment Objective

The fund mainly invests in a combination of equity instruments, high-yield and convertible bonds from issuers domiciled in the U.S.A. or Canada. The investment objective is to attain capital growth and regular income over the long term.



Fund Manager

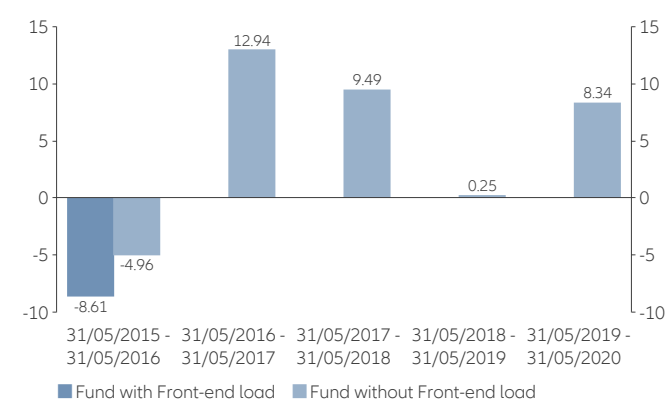
Doug Forsyth
(since 31/05/2011)

Performance

Over 5 Years²



Annual Performance (%)^{2 1 3}



Performance History (%)²

	YTD	1M	3M	6M	1Y	3Y	3Y p.a.	5Y	5Y p.a.	S. Inc.	S. Inc. p.a.	2015	2016	2017	2018	2019
Fund	-1.91	5.67	2.95	-0.04	8.34	18.91	5.94	27.64	5.00	83.12	7.35	-3.33	8.95	12.46	-4.90	19.55

Key Information

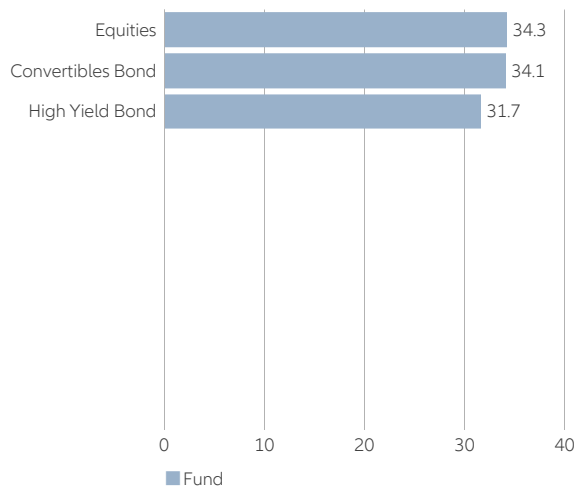
ISIN / German security no.	LU0964807845 / A1W 4VN
Management company	Allianz Global Investors GmbH
Investment manager	Allianz Global Investors U.S. LLC
Custodian bank	State Street Bank International GmbH - Luxembourg branch
Launch date	01/10/2013
Net assets	22,599.81 mn. EUR
Share class volume	185.54 mn. USD
Financial year end	30/9/
Distribution payout on 16/12/2019	0.572 USD
Distribution frequency	annually
Registered for sale in	AE, AT, CH, CZ, DE, DK, ES, FI, FR, GB, GR, HK, IE, IT, KR, LU, MO, NL, NO, PL, SE, SG

Risk/ Return Ratios²

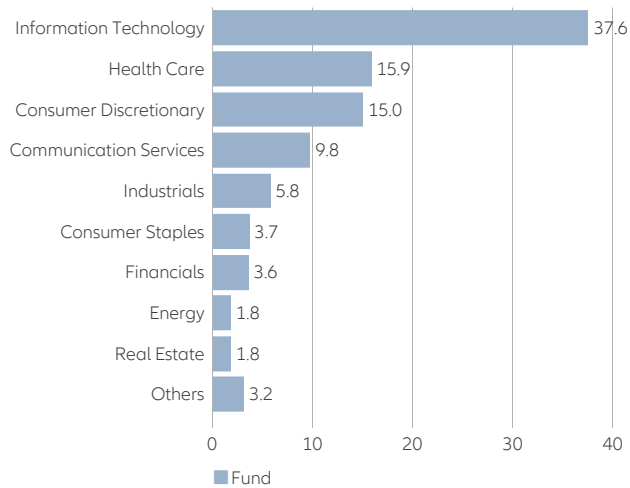
	3 Years	5 Years
Sharpe ratio ⁴	0.32	0.32
Volatility (%) ⁵	12.33	11.10

Portfolio Structure ⁶

Asset Allocation Breakdown (%)



Equity weighting by sector (%)



Key Figures

Average Coupon - High Yield (%)	6.40
Average Coupon - Convertible Bonds (%)	2.07
Equity dividend yield (%)	1.50
Average Rating - High Yield	B1

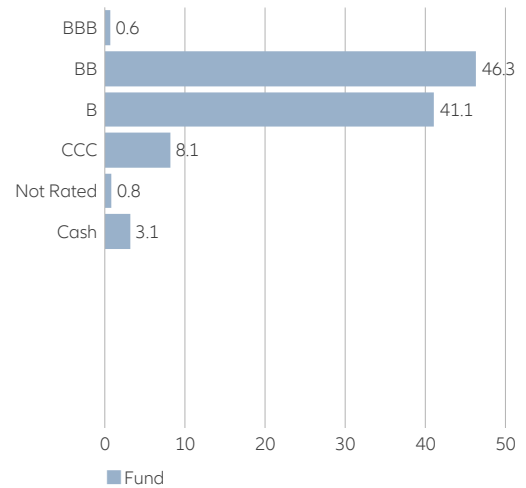
Fee Structure

Front-end load (%) ⁸	currently 4.00 (max. 5.00)
All-in fee in % p.a. ⁸	1.50
TER (%) ⁹	1.56

Top 10 Holdings (%)

APPLE INC	1.40
MICROSOFT CORP	1.32
ALPHABET INC-CL A	1.26
AMAZON.COM INC	1.26
FACEBOOK INC-CLASS A	1.08
VISA INC-CLASS A SHARES	0.97
TESLA MOTORS INC CONV FIX 1.250% 01.03.2021	0.88
UNITEDHEALTH GROUP INC	0.85
HOME DEPOT INC	0.75
NETFLIX INC	0.74
Total	10.51

Rating Breakdown - High Yield (%) ⁷



Additional Fund Information

Bloomberg Ticker	ALZIBAU LX
Reuters Ticker	ALLIANZGI01

Opportunities

- + Attractive potential returns of equities, high-yield bonds and convertible bonds
- + Investments specifically in the U.S. capital market
- + Currency gains possible in unhedged share classes
- + Broad diversification across numerous securities
- + Potential additional returns from security analysis and active management

Risks

- Equities, high-yield bonds and convertible bonds may be subject to volatility and loss risks. The volatility of the fund unit price may be strongly increased.
- Underperformance of the U.S. capital market possible
- Currency losses possible in unhedged share classes
- Limited participation in the potential of individual securities
- Success of single security analysis and active management not guaranteed

- 1) © 2007 Morningstar, Inc., all rights reserved. The information given here: (1) is protected by copyright for Morningstar and/or its content providers; (2) may not be reproduced or distributed; and (3) is not guaranteed to be accurate, complete or up-to-date. Morningstar and its content providers assume no responsibility for any losses or damage that result from any use of the information provided. Past performance is not a guarantee of future results. To determine the Morningstar Rating, funds of a comparable group in issue for at least three years are considered. The long-term performance serves as a basis, taking into account fees and risk. As a result, the funds are awarded stars, which are calculated monthly: Top 10%: 5 stars; next 22.5%: 4 stars; middle 35%: 3 stars; next 22.5%: 2 stars; flop 10%: 1 star. A ranking, rating or award is not an indicator of future performance and is subject to change over time.
- 2) Calculated at the net asset value, excl. front-end load, distributions reinvested. Calculation according to method as defined by BVI, the German Fund Companies Association. Past performance is not a reliable indicator of future results. **The applicable front-end load is deducted from the capital invested and the indicated performance, otherwise performance is calculated net of annual fees. Regarding abbreviations in the table heading: p.a. means Per Annum, s.inc means Since Inception.** All performance data of Allianz Income and Growth - A - USD prior to the launch date, 01/10/2013, refer to another share class of the same investment fund, Allianz Income and Growth, an open-ended SICAV organised under the laws of Luxembourg and managed by Allianz Global Investors GmbH - Frankfurt, namely Allianz Income and Growth - AT - USD (ISIN LU0689472784) launched on 18/11/2011. This does not imply that Allianz Income and Growth - A - USD will experience a similar performance in the future. All share classes/investment funds mentioned above are based on the same investment objectives and strategies as well as risk profiles and fee structures. Past performance is not a reliable indicator of future results.
- 3) Calculation basis: net asset value per unit (front-end loads included in the first investment year), distributions reinvested. Calculation according to BVI method. The performance in this model calculation is based on an investment of EUR 1,000 and is adjusted for the following expenses: front-end load of 4.00% (the investment amount is reduced by EUR 38.46 on the investment date) in the first investment year. There may be annual deposit fees for the administration of the securities account, reducing the performance. Past performance is not a reliable indicator of future results.
- 4) The Sharpe ratio states the relationship between the return generated by the fund and the investment risk. The fund's excess return versus the risk-free market rate is compared to volatility. Negative values are not meaningful.
- 5) Volatility measures the fluctuation range of the fund's performance over a specified period of time.
- 6) This is for guidance only and not indicative of future allocation.
- 7) Bond ratings stated above are assigned by S&P and are not indication of an issuer's credit worthiness. Ratings range from AAA (highest) to CCC (lowest). The credit quality of the investments in the portfolio does not apply to the stability or safety of the portfolio itself.
- 8) If the acquisition of Fund units is subject to a sales charge, up to 100% of such sales charge may be collected by the distributor; the exact amount shall be mentioned by the distributor as part of the investment advisory process. This also applies to any payment by the Management Company of an ongoing distribution fee from the all-in fee to the distributor. The all-in fee includes the expenses previously called management, administration and distribution fees.
- 9) TER (Total Expense Ratio): Total cost (except transaction costs) charged to the fund during the last financial year.

Disclaimer

Investing involves risk. The value of an investment and the income from it may fall as well as rise and investors might not get back the full amount invested. Investing in fixed income instruments may expose investors to various risks, including but not limited to creditworthiness, interest rate, liquidity and restricted flexibility risks. Changes to the economic environment and market conditions may affect these risks, resulting in an adverse effect to the value of the investment. During periods of rising nominal interest rates, the values of fixed income instruments (including short positions with respect to fixed income instruments) are generally expected to decline. Conversely, during periods of declining interest rates, the values of these instruments are generally expected to rise. Liquidity risk may possibly delay or prevent account withdrawals or redemptions. Allianz Income and Growth is a sub-fund of Allianz Global Investors Fund SICAV, an open-ended investment company with variable share capital organised under the laws of Luxembourg. The value of the units/shares which belong to the Unit/Share Classes of the Sub-Fund that are denominated in the base currency may be subject to an increased volatility. The volatility of other Unit/Share Classes may be different and possibly higher. Past performance is not a reliable indicator of future results. If the currency in which the past performance is displayed differs from the currency of the country in which the investor resides, then the investor should be aware that due to the exchange rate fluctuations the performance shown may be higher or lower if converted into the investor's local currency. This is for information only and not to be construed as a solicitation or an invitation to make an offer, to conclude a contract, or to buy or sell any securities. The products or securities described herein may not be available for sale in all jurisdictions or to certain categories of investors. This is for distribution only as permitted by applicable law and in particular not available to residents and/or nationals of the USA. The investment opportunities described herein do not take into account the specific investment

objectives, financial situation, knowledge, experience or specific needs of any particular person and are not guaranteed. The views and opinions expressed herein, which are subject to change without notice, are those of the issuer companies at the time of publication. The data used is derived from various sources, and assumed to be correct and reliable, but it has not been independently verified; its accuracy or completeness is not guaranteed and no liability is assumed for any direct or consequential losses arising from its use, unless caused by gross negligence or wilful misconduct. The conditions of any underlying offer or contract that may have been, or will be, made or concluded, shall prevail. For a free copy of the sales prospectus, incorporation documents, daily fund prices, key investor information, latest annual and semi-annual financial reports, contact the management company Allianz Global Investors GmbH in the fund's country of domicile, Luxembourg, or the issuer at the address indicated below or www.allianzgi-regulatory.eu. Please read these documents, which are solely binding, carefully before investing. This is a marketing communication issued by Allianz Global Investors GmbH, www.allianzgi.com, an investment company with limited liability, incorporated in Germany, with its registered office at Bockenheimer Landstrasse 42-44, 60323 Frankfurt/M, registered with the local court Frankfurt/M under HRB 9340, authorised by Bundesanstalt für Finanzdienstleistungsaufsicht (www.bafin.de). Allianz Global Investors GmbH has established a branch in Luxembourg, Allianz Global Investors GmbH Luxembourg Branch, which is subject to limited regulation by Commission de Surveillance du Secteur Financier (www.cssf.lu). This communication has not been prepared in accordance with legal requirements designed to ensure the impartiality of investment (strategy) recommendations and is not subject to any prohibition on dealing before publication of such recommendations. The duplication, publication, or transmission of the contents, irrespective of the form, is not permitted; except for the case of explicit permission by Allianz Global Investors GmbH.