

31/05/2026 | MONTHLY REPORT | SHARE CLASS AM (CNY H2-CN H)

Allianz US High Yield

Investment team



Justin Kass
(since 01/03/2022)



David Oberto
(since 01/03/2022)

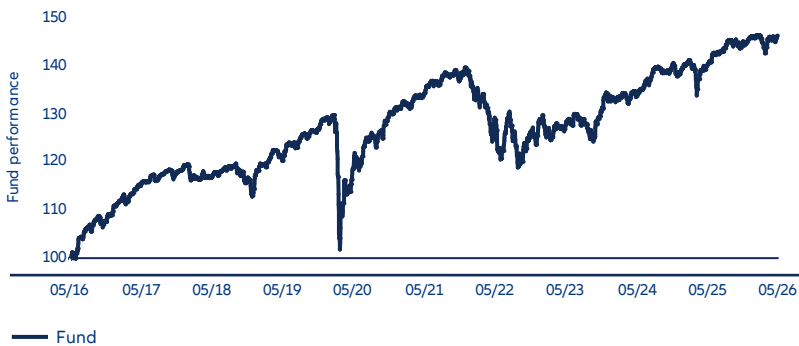


Michael Yee
(since 01/03/2022)

Investment objective

The fund concentrates on high-yielding corporate bonds of companies that are domiciled in the U.S.A. Up to 20% of the fund's assets may be invested in securities that are denominated in currencies other than the US-dollar. The investment objective is long-term capital appreciation.

Performance (basis CNY, net of fees)¹



Period (annual)	% Fund	Period	% Fund
31/05/16 - 31/05/17	15.03	1 month	0.69
31/05/17 - 31/05/18	1.50	3 months	0.12
31/05/18 - 31/05/19	2.92	6 months	0.98
31/05/19 - 31/05/20	-1.39	1 year	4.46
31/05/20 - 31/05/21	12.89	3 years	14.71
31/05/21 - 31/05/22	-3.68	3 years p.a.	4.68
31/05/22 - 31/05/23	-1.20	5 years	9.17
31/05/23 - 31/05/24	4.86	5 years p.a.	1.77
31/05/24 - 31/05/25	4.72	10 years	46.02
31/05/25 - 31/05/26	4.46		

In %	YTD	2025	2024	2023	2022	2021	2020	2019	2018	2017	2016
Fund	0.46	5.21	3.01	8.53	-11.34	6.38	1.79	13.56	-4.29	8.70	15.84

Past performance does not predict future returns.

RATINGS AND ACCREDITATION²

Morningstar™
Category Other Bond

RISK INDICATOR³



FUND INFORMATION

Key facts	Details
Asset class	Fixed income
Benchmark	No Benchmark
Fund launch date	02/08/2010
Fund currency	USD
Fund size	392.88 M USD
Management company	Allianz Global Investors GmbH/Luxembourg
Investment manager	Voya Investment Management LLC
Custodian bank	State Street Bank International GmbH - Luxembourg Branch
Domicile	Luxembourg
Financial year end	30/09
Swing pricing ⁴	Yes

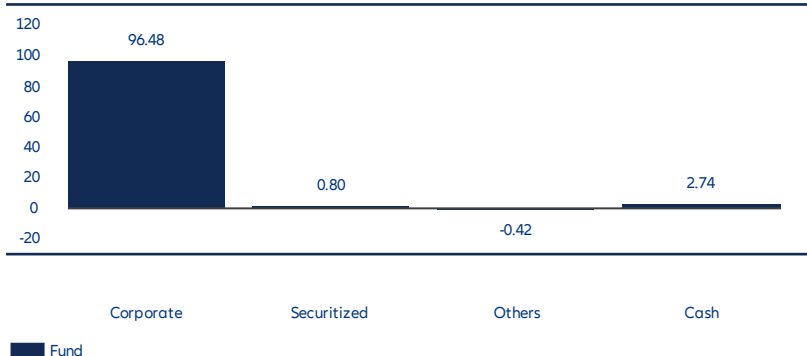
Share class data	Details
Share class launch date	11/04/2012
Share class currency	CNY
Share class size	42.36 M CNY
Use of income	Distributing
Dealing frequency	Daily

Fees and purchase details	Details
Front end load (%) ⁵	3.00 (max 5.00)
All-in fee (%) p.a. ⁵	1.19 (max 1.39)
TER (%) ⁶	1.24

Other details	Details
ISIN	LU0765755177
WKN	A1JV3L
Distribution countries	AT, BH, CH, CZ, DE, DK, FI, FR, HK, IE, LU, MO, NL, NO, PL, SE, SG

Fund data	Values	Key figures	3Y	5Y
Average maturity (years)	6.06	Volatility (%) ⁹	4.28	6.65
Average duration	3.49	Volatility benchmark (%)	-	6.65
Yield to maturity incl. cash & ⁷ deriv. (%)	6.78	Sharpe ratio ¹⁰	0.01	-0.30
Yield to worst incl. cash & deriv. ⁸ (%)	6.30	Max. drawdown (%)	-3.62	-14.60
Credit spread duration	2.89			
OAS (bps)	160.69			
Average rating	BB-			
Duration times spread	5.09			
Number of bonds	110			
HY exposure (%)	93.88			
IG exposure (%)	1.57			
Coupon (%)	7.08			

Asset breakdown



Top regions¹¹

Top regions	% Fund weight
America	93.97
Non-EMU	2.44
Others	3.59

Country / location allocation¹¹

Country / location	% Fund weight
USA	91.52
Canada	2.27
United Kingdom	1.39
Denmark	1.05
Others	1.03
Cash	2.74

Currency denomination allocation ¹¹

Before hedging	% Fund weight
USD	98.38
SGD	1.00
AUD	0.44
HKD	0.09
GBP	0.03
After hedging	
USD	60.45
EUR	11.94
SGD	10.07
AUD	9.66
GBP	2.71

Rating ¹¹

Investment grade	% Fund weight	% BM weight	Relative to benchmark	% Active weight
BBB	1.58	-		1.58
High yield				
BB	53.03	-		53.03
B	39.12	-		39.12
CCC	2.48	-		2.48
Cash & others				
Others	1.05	-		1.05
Cash	2.74	-		2.74

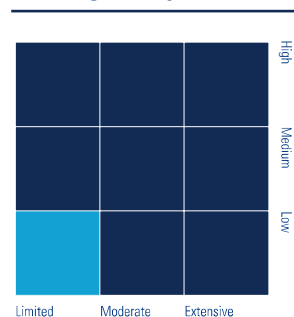
Top issuers ¹⁴

Issuer name	% Fund weight
Iron Mountain Inc	2.03
TransDigm Inc	2.00
OneMain Finance Corp	2.00
Rocket Cos Inc	1.95
CCO Holdings LLC , CCO Holdings Capital Corp	1.92
FTAI Aviation Investors LLC	1.54
Gen Digital Inc	1.52
Quikrete Holdings Inc	1.47
Level 3 Financing Inc	1.45
Post Holdings Inc	1.40

Sector allocation ^{11 12}

BClass sector	% Fund weight
Corporate	95.74
Government related	1.00
Others	0.52
Cash	2.74

Morningstar style box ¹³



Subordination type allocation ¹¹

Subordination type	% Fund weight
Senior	59.14
Senior secured	21.06
Senior unsecured	15.87
Secured	1.59
Others	-0.42
Cash	2.75

OPPORTUNITIES AND RISKS

Opportunities

- Particular yield potential of high-yielding corporate bonds
- Capital gains opportunities on declining market yields
- Currency gains against investor currency possible in unhedged unit classes
- Broad diversification across individual securities
- Possible extra returns through single security analysis and active management

Risks

- Bonds suffer price declines on rising interest rates
- High-yielding corporate bonds entail above-average risk of volatility, illiquid markets and capital loss. The fund unit price may be subject to sharply increased volatility.
- Currency losses against investor currency possible in unhedged unit classes
- Limited participation in the potential of individual securities
- No guarantee that single security analysis and active management will be successful

Footnotes

1) Calculated at the net asset value, excl. front-end load, distributions reinvested. Calculation according to method as defined by BVI, the German Fund Companies Association. Past performance is not a reliable indicator of future results. Any front-end loads reduce the capital employed and the performance. These figures refer to the past. If the currency of a financial product, financial service or its costs is different from your reference currency, the return and/or costs can increase or decrease as a result of currency fluctuations. Source for all data and chart (if not indicated otherwise): IDS GmbH.

2) Morningstar Rating: © 2007 Morningstar, Inc., all rights reserved. The information given here: (1) is protected by copyright for Morningstar and/or its content providers / (2) may not be reproduced or distributed / and (3) is not guaranteed to be accurate, complete or up-to-date. Morningstar and its content providers assume no responsibility for any losses or damage that result from any use of the information provided. Past performance is not a guarantee of future results. To determine the Morningstar Rating, funds of a comparable group in issue for at least three years are considered. The long-term performance serves as a basis, taking into account fees and risk. As a result, the funds are awarded stars, which are calculated monthly: Top 10%: 5 stars / next 22.5%: 4 stars / middle 35%: 3 stars / next 22.5%: 2 stars / flop 10%: 1 star. A ranking, rating or award is not an indicator of future performance and is subject to change over time. Rating as of: 30/04/2026

3) The Risk Indicator is a guide to the level of risk of this product compared to other products. It shows how likely it is that the product will lose money because of movements in the markets or because we are not able to pay you. The categorization of a product is not guaranteed and may change in the future. Even the lowest category 1 does not mean a risk-free investment

4) Swing pricing is a process designed to protect existing investors in a fund from the costs incurred when other investors buy or sell units in that fund.

5) If the acquisition of Fund units is subject to a sales charge, up to 100% of such sales charge may be collected by the distributor / the exact amount shall be mentioned by the distributor as part of the investment advisory process. This also applies to any payment by the Management Company of an ongoing distribution fee from the all-in fee to the distributor. The all-in fee includes the expenses previously called management, administration and distribution fees

6) Total Expense Ratio (TER): Total cost (except transaction costs) charged to the fund during the last financial year. TER for funds-of-funds: The costs incurred by the fund itself (except transaction costs). Since the fund held other investment units ("target funds") in the reporting period, further costs, charges and fees may have been incurred at the level of the target fund.

7) Yield to maturity: The yield to maturity of a bond indicates what capital growth p.a. is theoretically possible up to maturity, if bought at the current price. In addition to coupon income, any price gains/losses up to repayment of the bond are taken into account. The yield to maturity of a fund is the weighted average of the yield to maturity of all the bonds that are held. It is assumed that the bonds are held until maturity and interest income is reinvested on the same conditions. The yield to maturity is a portfolio characteristic / in particular, it does not reflect the actual fund income. The expenses charged to the fund are not taken into account. As a result, the yield to maturity is not suitable as an indicator of the future performance of a bond fund.

8) Yield to worst: Represents the lowest potential yield that an investor could theoretically receive on the bond up to maturity if bought at the current price (excluding the default case of the issuer). The yield to worst is determined by making worst-case scenario assumptions, calculating the returns that would be received if worst-case scenario provisions, including prepayment, call or sinking fund, are used by the issuer (excluding the default case). It is assumed that the bonds are held until maturity and interest income is reinvested on the same conditions. Calculation is before currency hedging. The yield to worst is a portfolio characteristic / in particular, it does not reflect the actual fund income. The expenses charged to the fund are not taken into account. As a result, the yield to worst is not suitable as an indicator of the future performance of a bond fund. Forecasts are not a reliable indicator of future results.

9) Volatility measures the fluctuation range of the fund's performance over a specified period of time

10) The Sharpe ratio states the relationship between the return generated by the fund and the investment risk. The fund's excess return versus the risk-free market rate is compared to volatility. Negative values are not meaningful.

11) This is for guidance only and not indicative of future allocation.

12) Source: Bloomberg

13) © 2007 Morningstar, Inc. All rights reserved. The information contained herein: (1) is proprietary to Morningstar and/or its content providers / (2) may not be copied or distributed / and (3) is not warranted to be accurate, complete, or timely. Neither Morningstar nor its content providers are responsible for any damages or losses arising from any use of this information. Past performance is no guarantee of future results. Morningstar style box Equities: This fund appeared as a Low Limited fund on the Morningstar Style Box™ at 31/03/2026.

14) Securities mentioned in this document are for illustrative purposes only and do not constitute a recommendation or solicitation to buy or sell any particular security. These securities will not necessarily be comprised in the portfolio by the time this document is disclosed or at any other subsequent date.

Disclaimer

Investing involves risk. The value of an investment and the income from it may fall as well as rise and investors might not get back the full amount invested. Investing in fixed income instruments may expose investors to various risks, including but not limited to creditworthiness, interest rate, liquidity and restricted flexibility risks. Changes to the economic environment and market conditions may affect these risks, resulting in an adverse effect to the value of the investment. During periods of rising nominal interest rates, the values of fixed income instruments (including positions with respect to short-term fixed income instruments) are generally expected to decline. Conversely, during periods of declining interest rates, the values of these instruments are generally expected to rise. Liquidity risk may possibly delay or prevent account withdrawals or redemptions. Allianz US High Yield is a sub-fund of Allianz Global Investors Fund SICAV, an open-ended investment company with variable share capital organised under the laws of Luxembourg. The value of the units/shares which belong to the Unit/Share Classes of the Sub-Fund that are not denominated in the base currency may be subject to an increased volatility. The volatility of other Unit/Share Classes may be different and possibly higher. Past performance does not predict future returns. If the currency in which the past performance is displayed differs from the currency of the country in which the investor resides, then the investor should be aware that due to the exchange rate fluctuations the performance shown may be higher or lower if converted into the investor's local currency. This is for information only and not to be construed as a solicitation or an invitation to make an offer, to conclude a contract, or to buy or sell any securities. The products or securities described herein may not be available for sale in all jurisdictions or to certain categories of investors. This is for distribution only as permitted by applicable law and in particular not available to residents and/or nationals of the USA. The investment opportunities described herein do not take into account the specific investment objectives, financial situation, knowledge, experience or specific needs of any particular person and are not guaranteed. It is the responsibility of any person or persons in possession of this document and wishing to make an application for shares or securities in any of the products described herein to inform themselves of, and to observe, all applicable laws and regulations of any relevant jurisdictions. The Management Company may decide to terminate the arrangements made for the marketing of its collective investment undertakings in accordance with applicable de-notification regulation. The views and opinions expressed herein, which are subject to change without notice, are those of the issuer companies at the time of publication. The data used is derived from various sources, and assumed to be correct and reliable at the time of publication. The conditions of any underlying offer or contract that may have been, or will be, made or concluded, shall prevail. For a free copy of the sales prospectus, incorporation documents, daily fund prices, key investor information, latest annual and semi-annual financial reports, contact the management company Allianz Global Investors GmbH in the fund's country of domicile, Luxembourg, or the issuer at the address indicated below or regulatory.allianzgi.com. Austrian investors may also contact the facility and information agent Erste Bank der österreichischen Sparkassen AG, Am Belvedere 1, AT-1100 Wien. Please read these documents, which are solely binding, carefully before investing. This is a marketing communication issued by Allianz Global Investors GmbH, www.allianzgi.com, an investment company with limited liability, incorporated in Germany, with its registered office at Bockenheimer Landstrasse 42-44, 60323 Frankfurt/M, registered with the local court Frankfurt/M under HRB 9340, authorised by Bundesanstalt für Finanzdienstleistungsaufsicht (www.bafin.de). Allianz Global Investors GmbH has established branches in France, Italy, Spain, Luxembourg, Sweden, Belgium and the Netherlands. Contact details and information on the local regulation are available here (www.allianzgi.com/Info). The Summary of Investor Rights is available in English, French, German, Italian and Spanish at <https://regulatory.allianzgi.com/en/investors-rights>. The duplication, publication, or transmission of the contents, irrespective of the form, is not permitted; except for the case of explicit permission by Allianz Global Investors GmbH.