

Allianz Europe Equity Growth - R - EUR

Fund for European growth stocks

Allianz 
Global Investors

Investment Objective

The fund primarily invests in European equity markets. Fund management focuses on securities it considers to have growth potential that is not fully taken into consideration in the price of the security (growth approach). The investment objective is to achieve long-term capital growth.

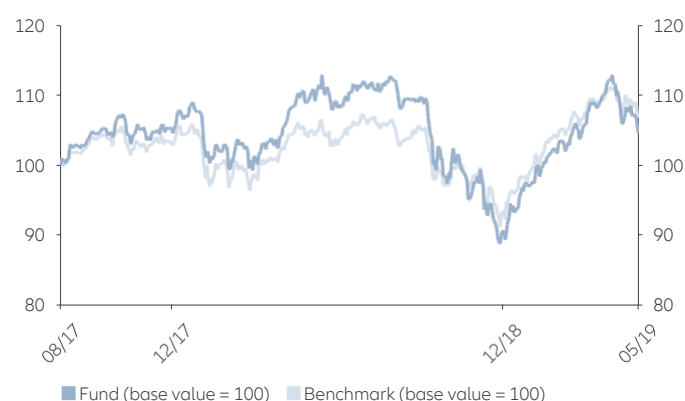


Fund Manager

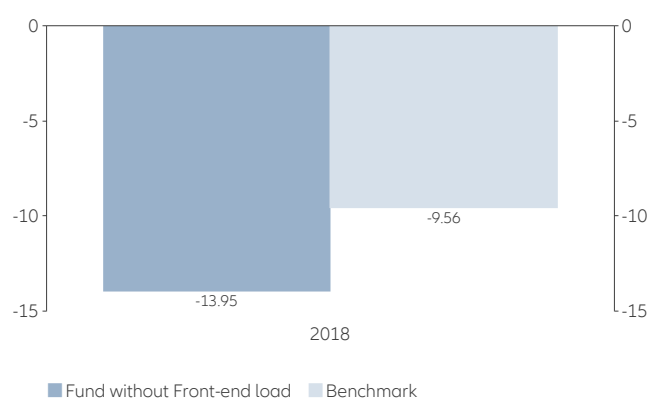
Thorsten Winkelmann
(since 01/10/2009)

Performance

Since Inception ¹



Performance History (%) ¹



Performance History (%) ¹

	YTD	1M	3M	6M	1Y ²	S. Inc. ²
Fund	15.46	-7.39	2.83	7.41	-4.21	4.62
Benchmark	14.22	-4.11	2.56	8.06	2.64	6.70

Key Information

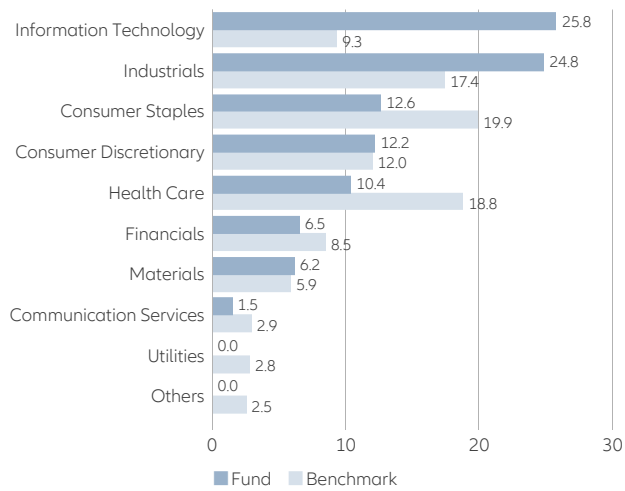
ISIN / German security no.	LU1173934701 / A14 MUA
Benchmark	S&P Europe LargeMidCap Growth Net Total Return
Management company	Allianz Global Investors GmbH, Frankfurt
Custodian bank	State Street Bank Luxembourg S.C.A.
Launch date	31/08/2017
Net assets	6,023.06 mn. EUR
Share class volume	35.24 mn. EUR
Financial year end	30/9/
Distribution payout on 17/12/2018	0.573 EUR
Distribution frequency	annually
Registered for sale in	FR, DE, SK, GR, IE, LU, NL, NO, PL, ES, SE, CH, AE, GB, AT, BE, LI, DK, FI

Risk/ Return Ratios

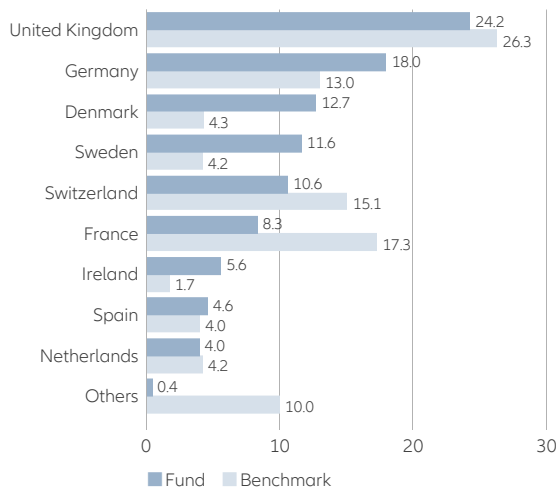
Active share (%) ³	74.11
Dividend yield (%) ⁴	1.84

Portfolio Structure ⁵

Sector Breakdown (%)



Country Breakdown (%)



Fee Structure

All-in fee in % p.a. ⁶	currently 1.05 (max. 1.45)
TER (%) ⁷	1.09

Top 10 Holdings (%)

SAP SE	5.39
ASML HOLDING NV	3.87
DSV A/S	3.76
INFINEON TECHNOLOGIES AG	3.55
NOVO NORDISK A/S-B	3.48
SIKA AG-REG	3.44
DCC PLC	3.18
UNILEVER NV-CVA	3.01
AMADEUS IT GROUP SA	2.80
LVMH MOET HENNESSY LOUIS VUI	2.75
Total	35.23

Additional Fund Information

Bloomberg Ticker	ALLEERE LX
Reuters Ticker	ALLIANZGI01

Opportunities

- + High return potential of stocks in the long run
- + Investments specifically in the European stock market
- + Growth stocks outperform in some phases
- + Broad diversification across numerous securities
- + Possible extra returns through single security analysis and active management

Risks

- High volatility of stocks, losses possible. The volatility of fund unit prices may be strongly increased.
- Underperformance of the European stock market possible
- Growth stocks may underperform at times
- Limited participation in the yield potential of single securities
- Success of single security analysis and active management not guaranteed

- 1) Calculated at the net asset value, excl. front-end load and redemption fees, distributions reinvested. Calculation according to method as defined by BVI, the German Fund Companies Association. Past performance is not a reliable indicator of future results. Any front-end loads and redemption fees reduce the capital employed and the performance stated.
- 2) This data is based on rolling 12-month periods as at 31/05/2019. It is presented in addition to the calendar year performance.
- 3) Measure of the proportion of fund assets that is invested differently from the benchmark.
- 4) The dividend yield corresponds to the expected dividend divided by the current price of the share, expressed as a percentage. (eDiv/share price) where: eDiv = product of the last dividend payment and the number of expected dividend payments per year (e.g. the expected dividend for a share with quarterly dividend payment corresponds to the dividend for the last quarter times four). The dividend yield depends both on the amount of the dividend and the current price of the share. Both these key variables may be subject to constant change. The dividend yield is only a snapshot based on the current amount of the dividend and the current share price; **as a result, it is not suitable as an indicator of the future performance of an equity fund.**
- 5) This is for guidance only and not indicative of future allocation.
- 6) The all-in fee includes the expenses previously called management, administration and distribution fees. Any payment of a trail fee by the management company to a distribution partner will be effected from the all-in fee.
- 7) TER (Total Expense Ratio): Total cost (except transaction costs) charged to the fund during the last financial year.

Disclaimer

Investing involves risk. The value of an investment and the income from it may fall as well as rise and investors might not get back the full amount invested. Allianz Europe Equity Growth is a sub-fund of Allianz Global Investors Fund SICAV, an open-ended investment company with variable share capital organised under the laws of Luxembourg. The value of the units/shares which belong to the Unit/Share Classes of the Sub-Fund that are denominated in the base currency may be subject to a strongly increased volatility. The volatility of other Unit/Share Classes may be different. Past performance is not a reliable indicator of future results. If the currency in which the past performance is displayed differs from the currency of the country in which the investor resides, then the investor should be aware that due to the exchange rate fluctuations the performance shown may be higher or lower if converted into the investor's local currency. This is for information only and not to be construed as a solicitation or an invitation to make an offer, to conclude a contract, or to buy or sell any securities. The products or securities described herein may not be available for sale in all jurisdictions or to certain categories of investors. This is for distribution only as permitted by applicable law and in particular not available to residents and/or nationals of the USA. The investment opportunities described herein do not take into account the specific investment objectives, financial situation, knowledge, experience or specific needs of any particular person and are not guaranteed. The views and opinions expressed herein, which are subject to change without notice, are those of the issuer companies at the time of publication. The data used is derived from various

sources, and assumed to be correct and reliable, but it has not been independently verified; its accuracy or completeness is not guaranteed and no liability is assumed for any direct or consequential losses arising from its use, unless caused by gross negligence or wilful misconduct. The conditions of any underlying offer or contract that may have been, or will be, made or concluded, shall prevail. For a free copy of the sales prospectus, incorporation documents, daily fund prices, key investor information, latest annual and semi-annual financial reports, contact the management company Allianz Global Investors GmbH in the fund's country of domicile, Luxembourg, the Swiss funds' representative and paying agent BNP Paribas Securities Services, Paris, Zurich branch, Selnaustrasse 16, CH-8002 Zürich or the editor either electronically or by mail at the given address or www.allianzgi-regulatory.eu. Please read these documents, which are solely binding, carefully before investing. This is a marketing communication issued by Allianz Global Investors (Schweiz) AG, a 100% subsidiary of Allianz Global Investors GmbH, licensed by FINMA (www.finma.ch) for distribution and by OAKBV (Oberaufsichtskommission berufliche Vorsorge) for asset management related to occupational pensions. This communication has not been prepared in accordance with legal requirements designed to ensure the impartiality of investment (strategy) recommendations and is not subject to any prohibition on dealing before publication of such recommendations. The duplication, publication, or transmission of the contents, irrespective of the form, is not permitted; except for the case of explicit permission by Allianz Global Investors GmbH.