

Allianz Europe Equity Growth - P (H2-GBP) - GBP

Fund for European growth stocks

Allianz 
Global Investors

Investment Objective

The fund primarily invests in European equity markets. Fund management focuses on securities it considers to have growth potential that is not fully taken into consideration in the price of the security (growth approach). The investment objective is to achieve long-term capital growth.



Fund Manager

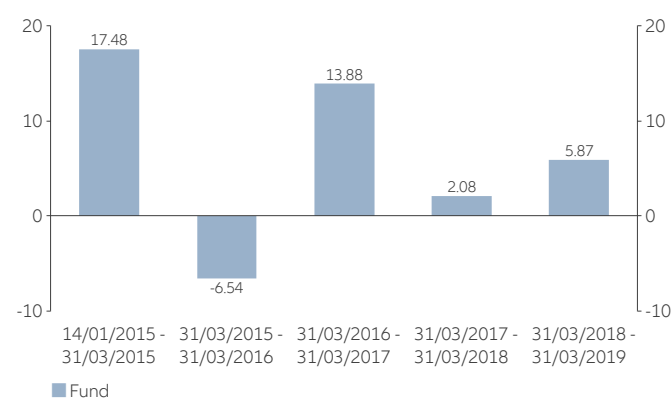
Thorsten Winkelmann
(since 01/10/2009)

Performance

Since Inception ¹



Annual Performance (%) ¹



Performance History (%) ¹

	YTD	1M	3M	6M	1Y	3Y	3Y p.a.	S. Inc.	S. Inc. p.a.	2015	2016	2017	2018
Fund	17.26	4.19	17.26	-2.92	5.87	23.07	7.17	35.13	7.42	17.58	-2.21	15.44	-13.18

Key Information

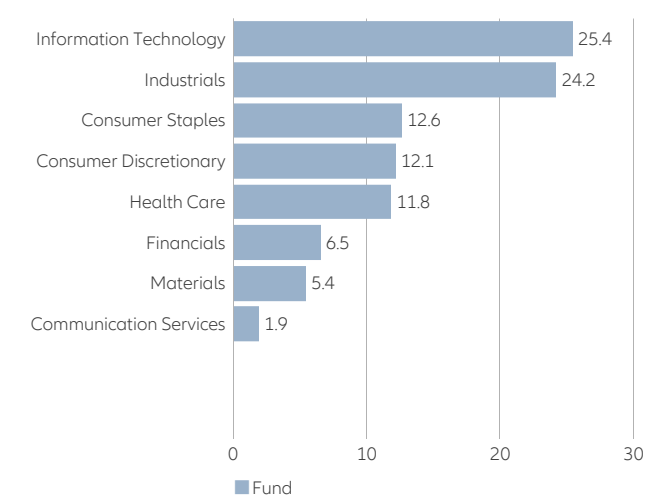
ISIN / German security no.	LU1153874133 / A12 GGZ
Management company	Allianz Global Investors GmbH, Frankfurt
Custodian bank	State Street Bank Luxembourg S.C.A.
Launch date	14/01/2015
Net assets	6,230.16 mn. EUR
Share class volume	1.35 mn. GBP
Financial year end	30/9/
Distribution payout on 17/12/2018	8.668 GBP
Distribution frequency	annually
Min. investment (prospectus)	3,000,000 GBP
Registered for sale in	MC, FR, DE, SK, GR, HK, IE, LU, NL, NO, PL, SE, CH, AE, GB, AT, LI, DK, FI

Risk/ Return Ratios

	3 Years
Sharpe ratio ²	0.61
Volatility (%) ³	12.27
Active share (%) ⁴	74.30
Dividend yield (%) ⁵	1.83

Portfolio Structure ⁶

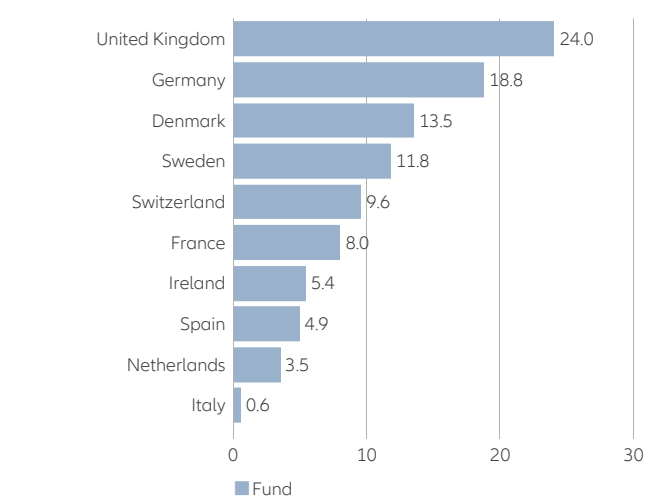
Sector Breakdown (%)



Top 10 Holdings (%)

SAP SE	5.49
NOVO NORDISK A/S-B	4.29
INFINEON TECHNOLOGIES AG	3.69
ASML HOLDING NV	3.44
DCC PLC	3.30
DSV A/S	3.26
AMADEUS IT GROUP SA	3.06
UNILEVER NV-CVA	2.86
ASSA ABLOY AB-B	2.86
LVMH MOET HENNESSY LOUIS VUI	2.66
Total	34.91

Country Breakdown (%)



Fee Structure

Front-end load (%) ⁷	currently 0.00 (max. 2.00)
All-in fee in % p.a. ⁷	0.95
TER (%) ⁸	0.99

Additional Fund Information

Sedol	BVB0TG4
Bloomberg Ticker	RCEPH2G LX
Reuters Ticker	ALLIANZGI01

Opportunities

- + High return potential of stocks in the long run
- + Investments specifically in the European stock market
- + Growth stocks outperform in some phases
- + Broad diversification across numerous securities
- + Possible extra returns through single security analysis and active management

Risks

- High volatility of stocks, losses possible. The volatility of fund unit prices may be strongly increased.
- Underperformance of the European stock market possible
- Growth stocks may underperform at times
- Limited participation in the yield potential of single securities
- Success of single security analysis and active management not guaranteed

- 1) Calculated at the net asset value, excl. front-end load, distributions reinvested. Calculation according to method as defined by BVI, the German Fund Companies Association. Past performance is not a reliable indicator of future results. **The applicable front-end load is deducted from the capital invested and the indicated performance, otherwise performance is calculated net of annual fees. Regarding abbreviations in the table heading; p.a. means Per Annum, s.inc means Since Inception.**
- 2) The Sharpe ratio states the relationship between the return generated by the fund and the investment risk. The fund's excess return versus the risk-free market rate is compared to volatility. Negative values are not meaningful.
- 3) Volatility measures the fluctuation range of the fund's performance over a specified period of time.
- 4) Measure of the proportion of fund assets that is invested differently from the benchmark.
- 5) The dividend yield corresponds to the expected dividend divided by the current price of the share, expressed as a percentage. (eDiv/share price) where: eDiv = product of the last dividend payment and the number of expected dividend payments per year (e.g. the expected dividend for a share with quarterly dividend payment corresponds to the dividend for the last quarter times four). The dividend yield depends both on the amount of the dividend and the current price of the share. Both these key variables may be subject to constant change. The dividend yield is only a snapshot based on the current amount of the dividend and the current share price; **as a result, it is not suitable as an indicator of the future performance of an equity fund.**
- 6) This is for guidance only and not indicative of future allocation.
- 7) If the acquisition of Fund units is subject to a sales charge, up to 100% of such sales charge may be collected by the distributor; the exact amount shall be mentioned by the distributor as part of the investment advisory process. This also applies to any payment by the Management Company of an ongoing distribution fee from the all-in fee to the distributor. The all-in fee includes the expenses previously called management, administration and distribution fees.
- 8) TER (Total Expense Ratio): Total cost (except transaction costs) charged to the fund during the last financial year.

Disclaimer

Investing involves risk. The value of an investment and the income from it may fall as well as rise and investors might not get back the full amount invested. Allianz Europe Equity Growth is a sub-fund of Allianz Global Investors Fund SICAV, an open-ended investment company with variable share capital organised under the laws of Luxembourg. The value of the units/shares which belong to the Unit/Share Classes of the Sub-Fund that are not denominated in the base currency may be subject to a strongly increased volatility. The volatility of other Unit/Share Classes may be different. Past performance is not a reliable indicator of future results. If the currency in which the past performance is displayed differs from the currency of the country in which the investor resides, then the investor should be aware that due to the exchange rate fluctuations the performance shown may be higher or lower if converted into the investor's local currency. This is for information only and not to be construed as a solicitation or an invitation to make an offer, to conclude a contract, or to buy or sell any securities. The products or securities described herein may not be available for sale in all jurisdictions or to certain categories of investors. This is for distribution only as permitted by applicable law and in particular not available to residents and/or nationals of the USA. The investment opportunities described herein do not take into account the specific investment objectives, financial situation, knowledge, experience or specific needs of any particular person and are not guaranteed. The views and opinions expressed herein, which are subject to change without notice, are those of the issuer companies at the time of publication. The data used is derived from various sources, and assumed to be correct and reliable, but it has not been independently verified; its accuracy or completeness is not guaranteed and no liability is assumed for any direct or consequential losses arising from its use, unless caused by gross

negligence or wilful misconduct. The conditions of any underlying offer or contract that may have been, or will be, made or concluded, shall prevail. For a free copy of the sales prospectus, incorporation documents, daily fund prices, key investor information, latest annual and semi-annual financial reports, contact the management company Allianz Global Investors GmbH in the fund's country of domicile, Luxembourg, or the issuer at the address indicated below or www.allianzgi-regulatory.eu. Please read these documents, which are solely binding, carefully before investing. This is a marketing communication issued by Allianz Global Investors GmbH, www.allianzgi.com, an investment company with limited liability, incorporated in Germany, with its registered office at Bockenheimer Landstrasse 42-44, 60323 Frankfurt/M, registered with the local court Frankfurt/M under HRB 9340, authorised by Bundesanstalt für Finanzdienstleistungsaufsicht (www.bafin.de). Allianz Global Investors GmbH has established a branch in the United Kingdom, Allianz Global Investors GmbH, UK branch, 199 Bishopsgate, London, EC2M 3TY, www.allianzglobalinvestors.co.uk, which is subject to limited regulation by the Financial Conduct Authority (www.fca.org.uk). Details about the extent of our regulation by the Financial Conduct Authority are available from us on request. This communication has not been prepared in accordance with legal requirements designed to ensure the impartiality of investment (strategy) recommendations and is not subject to any prohibition on dealing before publication of such recommendations. The duplication, publication, or transmission of the contents, irrespective of the form, is not permitted; except for the case of explicit permission by Allianz Global Investors GmbH.