

This is a marketing communication.

Factsheet | 31 March 2026

Vanguard FTSE North America UCITS ETF

(USD) Accumulating - An exchange-traded fund

Inception date: 23 July 2019

Total assets (million) \$5,313 | Share class assets (million) \$2,497 as at 31 March 2026

Key ETF facts	Exchange ticker	SEDOL	Reuters	Bloomberg	Bloomberg iNav	Valoren
London Stock Exchange						
GBP	VNRG	BJSBD75	VNRG.L	VNRG LN	IVNRAGBP	—
USD	VNRA	BJSB5N5	VNRA.L	VNRA LN	IVNRAUSD	—
SIX Swiss Exchange						
CHF	VNRA	BJSBDB9	VNRA.S	VNRA SW	IVNRACHF	48616233
Deutsche Börse						
EUR	VNRA	BJSBD97	VNRA.DE	VNRA GY	IVNRAEUR	—
Borsa Italiana S.p.A.						
EUR	VNRA	BKVD397	VNRA.MI	VNRA IM	IVNRAEUR	—

Base currency	Tax reporting	SRI*	Index ticker	Investment structure	Domicile
USD	Austria, Germany, Switzerland and UK	4	TAWN14U	UCITS	Ireland

Legal entity	Investment method	ISIN	Dividends	Dividend schedule	Investment manager
Vanguard Funds plc	Physical	IE00BK5BQW10	Accumulated	—	Global Equity Index Management (GE)

Ongoing Charges Figure[†] 0.08%

[†] The Ongoing Charges Figure (OCF) covers administration, audit, depository, legal, registration and regulatory expenses incurred in respect of the Funds. When you invest with any fund manager, you pay a number of charges, starting with the Annual Management Charge (AMC) which covers the fund manager's costs of managing the fund. The AMC plus ongoing running costs and other operational expenses make up the fund's total 'ongoing charges figure'.

Objectives and investment policy

- The Fund employs a passive management – or indexing – investment approach, through physical acquisition of securities, and seeks to track the performance of the FTSE North America Index (the "Index").
- The Index is comprised of large-sized company stocks in North America.
- The Fund attempts to: 1. The Fund attempts to track the performance of the Index by investing all, or substantially all, of its assets in the stocks that make up the Index in approximately the same proportion as the Index. 2. Remain fully invested except in extraordinary market, political or similar conditions where the Fund may temporarily depart from this investment policy to avoid losses

* Summary Risk Indicator

Vanguard FTSE North America UCITS ETF

(USD) Accumulating - An exchange-traded fund

Performance summary

USD—Vanguard FTSE North America UCITS ETF
Benchmark — FTSE North America Index

Annualised performance**	1 month	Quarter	Year to date	1 year	3 years	5 years	10 years	Since inception
Fund (Net of expenses)	-4.99%	-4.45%	-4.45%	17.92%	18.14%	11.36%	—	13.59%
Benchmark	-5.00%	-4.48%	-4.48%	17.80%	17.99%	11.21%	13.46%	13.42%

**Figures for periods less than one year are cumulative returns. All other figures represent annual returns. Performance figures include the reinvestment of all dividends and any capital gains distributions. The performance data does not take account of the commissions and costs incurred in the issue and redemption of shares. Basis of fund performance is NAV to NAV with gross income invested. Basis of index performance is total return.

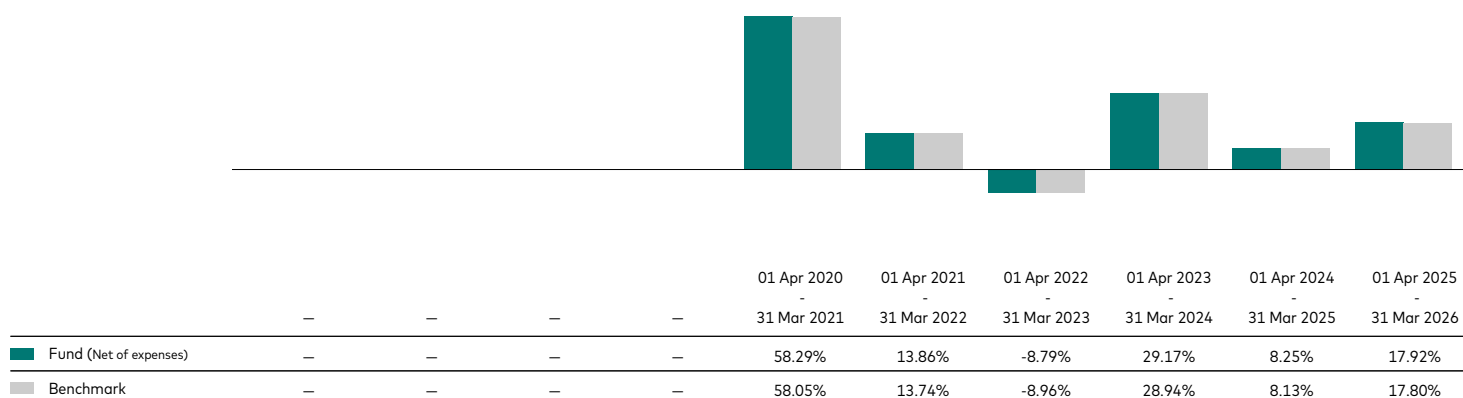
Performance and Data is calculated on closing NAV as at 31 March 2026.

Past performance is not a reliable indicator of future results.

Figures for periods of less than one year are cumulative returns. All other figures represent average annual returns. Performance figures include the reinvestment of all dividends and any capital gains distributions. The performance data does not take account of the commissions and costs incurred in the issue and redemption of shares. Basis of fund performance is NAV to NAV. Basis of index performance is total return. All performance is calculated in USD, net of fees.

Source: Vanguard

Rolling 12-month performance



Key investment risks

The value of equities and equity-related securities can be affected by daily stock market movements. Other influential factors include political, economic news, company earnings and significant corporate events. Movements in currency exchange rates can adversely affect the return of your investment.

Liquidity risk. Lower liquidity means there are insufficient buyers or sellers to allow the Fund to sell or buy investments readily.

Counterparty risk. The insolvency of any institutions providing services such as safekeeping of assets or acting as counterparty to derivatives or other instruments, may expose the Fund to financial loss.

Index tracking risk. The Fund is not expected to track the performance of the Index at all times with perfect accuracy. The Fund is, however, expected to provide investment results that, before expenses, generally correspond to the price and yield performance of the Index.

Please also read the risk factors section in the prospectus and the Key Information Document, both of which are available on the Vanguard website.

For professional investors only (as defined under the MiFID II Directive) investing for their own account (including management companies (fund of funds) and professional clients investing on behalf of their discretionary clients). Not to be distributed to the public.

Vanguard FTSE North America UCITS ETF

(USD) Accumulating - An exchange-traded fund

Data as at 31 March 2026 unless otherwise stated.

Characteristics

	Fund	Benchmark
Number of stocks	585	584
Median market cap	\$297.7B	\$297.7B
Price/earnings ratio	25.8x	25.7x
Price/book ratio	4.7x	4.7x
Return on equity	25.2%	25.1%
Earnings growth rate	22.9%	22.9%
Turnover rate	-16%	—
Equity yield (dividend)	1.2%	1.2%

The PTR (Portfolio Turnover Rate) approach considers the total security purchases and sales, the total subscriptions and redemptions and the average net assets of the fund to calculate the turnover figure. Data as at 31 March 2026.

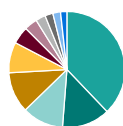
Top 10 holdings

NVIDIA Corp.	6.9%
Apple Inc.	6.2
Alphabet Inc.	5.2
Microsoft Corp.	4.7
Amazon.com Inc.	3.4
Broadcom Inc.	2.4
Meta Platforms Inc.	2.1
Tesla Inc.	1.8
Berkshire Hathaway Inc.	1.5
Eli Lilly & Co.	1.3

Top 10 approximately equals 35.4% of net assets

Data as at 31 March 2026.

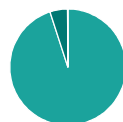
Weighted exposure



Technology	37.8%	Consumer Staples	3.6%
Consumer Discretionary	13.4	Utilities	2.8
Financials	11.5	Basic Materials	2.2
Industrials	11.3	Telecommunications	2.1
Health Care	8.6	Real Estate	1.8
Energy	4.8		

Sector categories are based on the Industry Classification Benchmark system ("ICB"), except for the "Other" category (if applicable), which includes securities that have not been provided an ICB classification as of the effective reporting period.

Market allocation



United States	95.0%
Canada	4.9
United Kingdom	0.1

Source: Vanguard

Glossary for ETF attributes

The ETF attributes section on the first page contains a number of metrics that professional investors use to value individual securities against a market or index average. These metrics can also be used to value and compare funds to the market by taking the average of all the securities held in the fund and comparing them to those of the fund's benchmark index. We've provided a definition of the terms used for your convenience.

Earnings growth rate is a measure of growth in a company's net income (what remains after subtracting all the costs from a company's revenues) over a specific period (often one year). Earnings growth can apply to previous periods or estimated data for future periods.

Equity yield (dividend) is the dividend income earned by stocks, expressed as a percentage of the aggregate market value (or of net asset value, for a fund). Quoted historic yield is determined by dividing the gross distributions declared over the last 12 months by the average of the bid and ask unit prices, as at the date shown. The dividend yield stated on the factsheet applies to the underlying holdings of the ETF, and not the ETF itself.

Median market cap (capitalisation) looks at all companies in a mutual fund portfolio and calculates the mid point market capitalisation. Market capitalisation represents the aggregate value of a company's stock.

Price book ratio compares a stock's market value to its book value (the accounting value of a stock). It is calculated by dividing the current closing price of the stock by the latest quarter's book value per share.

Price earnings ratio (P/E ratio) of a stock is the price paid for a share divided by the annual profit earned by the firm per share. A stock with a price of £10 a share, and earnings last year of £1 a share, would have a P/E ratio of 10.

Return on equity is a measure of a company's profitability that reveals how much profit a company generates with the money shareholders have invested.

For professional investors only (as defined under the MiFID II Directive) investing for their own account (including management companies (fund of funds) and professional clients investing on behalf of their discretionary clients). Not to be distributed to the public.

Vanguard FTSE North America UCITS ETF

(USD) Accumulating - An exchange-traded fund

Investment risk information

The value of investments, and the income from them, may fall or rise and investors may get back less than they invested.

Past performance is not a reliable indicator of future results.

ETF shares can be bought or sold only through a broker. Investing in ETFs entails stockbroker commission and a bid-offer spread which should be considered fully before investing.

The Funds may use derivatives in order to reduce risk or cost and/or generate extra income or growth. The use of derivatives could increase or reduce exposure to underlying assets and result in greater fluctuations of the Fund's net asset value. A derivative is a financial contract whose value is based on the value of a financial asset (such as a share, bond, or currency) or a market index.

Some funds invest in securities which are denominated in different currencies. Movements in currency exchange rates can affect the return of investments.

For further information on risks please see the "Risk Factors" section of the prospectus on our website at <https://global.vanguard.com>.

For more information contact your local sales team or:

Web: <http://global.vanguard.com>

Client Services (Europe): Tel. +44 (0)203 753 4305

Email: european_client_services@vanguard.co.uk

Non advised personal investor: Personal_investor_enquiries@vanguard.co.uk

Important information

This is a marketing communication.

For professional investors only (as defined under the MiFID II Directive) investing for their own account (including management companies (fund of funds) and professional clients investing on behalf of their discretionary clients). Not to be distributed to the public.

For further information on the fund's investment policies and risks, please refer to the prospectus of the UCITS and to the KID before making any final investment decisions. The KID for this fund is available in local languages, alongside the prospectus, which is available in English only, via Vanguard's website <https://global.vanguard.com/>

The information contained herein is not to be regarded as an offer to buy or sell or the solicitation of any offer to buy or sell securities in any jurisdiction where such an offer or solicitation is against the law, or to anyone to whom it is unlawful to make such an offer or solicitation, or if the person making the offer or solicitation is not qualified to do so. The information in this document is general in nature and does not constitute legal, tax, or investment advice. Potential investors are urged to consult their professional advisers on the implications of making an investment in, holding or disposing of "units/shares", and the receipt of distribution from any investment.

Vanguard Funds plc has been authorised by the Central Bank of Ireland as a UCITS and has been registered for public distribution in certain EEA countries and the UK. Prospective investors are referred to the Funds' prospectus for further information. Prospective investors are also urged to consult their own professional advisers on the implications of making an investment in, and holding or disposing shares of the Funds and the receipt of distributions with respect to such shares under the law of the countries in which they are liable to taxation.

The Manager of Vanguard Funds plc is Vanguard Group (Ireland) Limited. Vanguard Asset Management Limited is the distributor of Vanguard Funds plc.

The Indicative Net Asset Value ("iNAV") for Vanguard's ETFs is published on Bloomberg or Reuters. Refer to the Portfolio Holdings Policy at <https://fund-docs.vanguard.com/portfolio-holdings-disclosure-policy.pdf>.

The Manager of the Ireland-domiciled funds may determine to terminate any arrangements made for marketing the shares in one or more jurisdictions in accordance with the UCITS Directive, as may be amended from time to time.

For investors in Ireland-domiciled funds, a summary of investor rights can be obtained via

<https://www.ie.vanguard/content/dam/intl/europe/documents/en/vanguard-investors-rights-summary-irish-funds-jan22.pdf> and is available in English, German, French, Spanish, Dutch and Italian.

London Stock Exchange Group companies include FTSE International Limited ("FTSE"), Frank Russell Company ("Russell"), MTS Next Limited ("MTS"), and FTSE TMX Global Debt Capital Markets Inc. ("FTSE TMX"). All rights reserved. "FTSE", "Russell", "MTS", "FTSE TMX" and "FTSE Russell" and other service marks and trademarks related to the FTSE or Russell indexes are trademarks of the London Stock Exchange Group companies and are used by FTSE, MTS, FTSE TMX and Russell under licence. All information is provided for information purposes only. No responsibility or liability can be accepted by the London Stock Exchange Group companies nor its licensors for any errors or for any loss from use of this publication. Neither the London Stock Exchange Group companies nor any of its licensors make any claim, prediction, warranty or representation whatsoever, expressly or impliedly, either as to the results to be obtained from the use of the FTSE Indexes or the fitness or suitability of the Indexes for any particular purpose to which they might be put. The Industry Classification Benchmark ("ICB") is owned by FTSE. FTSE does not accept any liability to any person for any loss or damage arising out of any error or omission in the ICB.

SEDOL and SEDOL Masterfile® are registered trademarks of the London Stock Exchange Group PLC.

SEDOL Data has been provided from the London Stock Exchange's SEDOL Masterfile®.