

EUR IG BOND PARIS-ALIGNED CLIMATE ACTIVE CORE UCITS ETF

(EUR) - ACCUMULATING | TABC | ISIN IE00BN4GXL63

Investment objective

The Janus Henderson EUR IG Bond Paris-aligned Climate Active Core UCITS ETF (the Fund or the ETF) seeks to outperform the Solactive ISS Paris Aligned Select Euro Corporate IG Index (SOLESPAB Index), less fees and expenses.

About the index benchmark

The index benchmark provides exposure to EUR-denominated IG bonds that meets the requirements for an EU Paris-aligned Benchmark and is aligned with a 1.5C Paris scenario. Data provided by ISS ESG is used to exclude issuers in violation of social norms (including the UNGC), and those involved with controversial weapons or tobacco, causing significant environmental harm or with revenues from oil, gas, coal and energy intensive electricity above certain thresholds. The index benchmark also applies a liquidity screen, targeting around 1000 bonds.

The selected bonds are weighted so as to achieve:

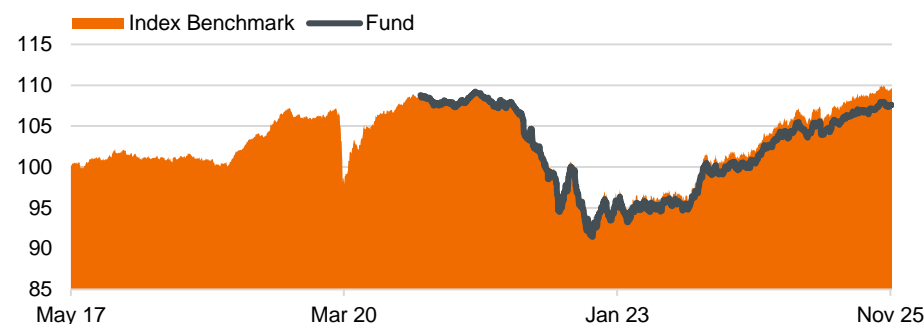
- Minimum 50% initial reduction in greenhouse gas emissions versus the Solactive Euro IG Index ("parent index")
- Minimum 7% annual reduction in greenhouse gas emissions
- Sector, maturity and rating exposures within strict limits versus the parent index

A detailed methodology is available in the documents section of jhetf.com

Investment process

The ETF is actively managed with reference to the Solactive ISS Paris Aligned Select Euro Corporate IG Index (the Index Benchmark), targeting modest tracking error.

Performance



	Sep 20 - Sep 21	Sep 21 - Sep 22	Sep 22 - Sep 23	Sep 23 - Sep 24	Sep 24 - Sep 25
Fund (after fees):	n/a	-14.4%	3.2%	9.3%	3.1%
SOLESPAB Index:	1.4%	-13.9%	3.4%	9.7%	3.5%

	YTD	1m	1y	3y (ann.)	5y (ann.)	Since share class inception	Vol	Sharpe ratio
Share class (after fees):	2.9%	-0.4%	2.6%	4.3%	n/a	-0.2%	n/a	n/a
SOLESPAB Index:	3.1%	-0.3%	3.0%	4.7%	0.2%	0.2%	3.7%	-0.41

Data: Janus Henderson Investors/Solactive, 30 November 2025. Volatility and Sharpe ratio are calculated over five years and include parent index data if historic index data is not available. Fund represents the base currency Share Class. Fund performance is shown where more than 12-months of track record is available, net of fees and on a total return basis. **The figures shown relate to past performance. Past performance does not predict future returns.** On 28 November 2025, the Fund changed its investment strategy and name. Prior to this change past performance was therefore achieved under circumstances that no longer apply. The Fund was previously named the Janus Henderson EUR IG Bond Paris-aligned Climate Core UCITS ETF.

Assets and NAV

NAV:	EUR9.889
Fund assets:	EUR90.5m

Index information

Index Benchmark:	Solactive ISS Paris Aligned Select Euro Corporate IG Index
Index Benchmark provider:	Solactive
Bloomberg Index Benchmark ticker:	SOLESPAB Index

Fund information

Ongoing charge:	0.19%
Replication:	Physical
Issuer:	Janus Henderson ICAV
Investment manager:	Tabula Investment Management Ltd
Administration:	HSBC Securities Services (Ireland) DAC
Custody:	HSBC Continental Europe, Dublin Branch
Fund inception:	08 January 2021
Share class inception:	08 January 2021
Income treatment:	Accumulating
Domicile:	Ireland
Base currency:	EUR
Share class currency:	EUR
ISIN:	IE00BN4GXL63
SFDR Classification:	Article 9
UK distributor/reporting status:	Yes
ISA & SIPP eligible:	Yes
Registered countries:	AT, CH, DE, DK, ES, FI, FR, IT, IE, LU, NL, NO, PT, SE, UK

MSCI

ESG RATINGS

CCC B BB BBB A AA AAA



Capital is at risk. The value of your investment may go down as well as up and you may not get back the amount you invested. Investors should read the key risks section of this document, Key Investor Information Document and Prospectus prior to investing.

EUR IG Bond Paris-aligned Climate Active Core UCITS ETF

Key metrics

No. of bonds:	194
No. of issuers:	124
Average duration (yrs):	4.39
Average maturity (yrs):	6.65
Yield to maturity (EUR):	3.06%
Average credit rating:	A-

Sustainability disclosures

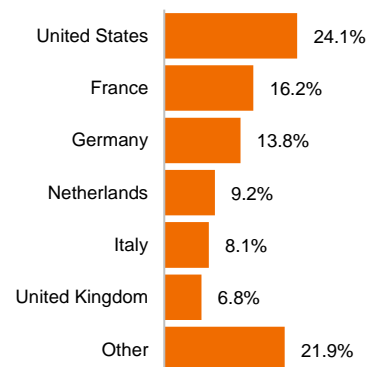
Sustainability overview:	This fund aims to reduce carbon emissions in Euro investment grade bond allocations, in alignment with the Paris Agreement. It achieves this by replicating, as far as possible and practical, the Solactive ISS Paris Aligned Select Euro Corporate IG Index, an EU Paris-aligned Benchmark (PAB).
SFDR classification:	Article 9
Minimum % sustainable investments:	70%
PAIs considered:	Yes
Minimum alignment with EU taxonomy:	0%
Exclusions:	Violation of social norms (including UNGC) Controversial weapons Tobacco Significant environmental harm Fossil fuels (revenue thresholds) Alcohol Adult entertainment Cannabis (recreational) Conventional weapons Civilian firearms Gambling Genetically modified organisms
ESG data provider:	ISS ESG

Climate metrics	Weighted average GHG emissions	GHG emissions reduction vs parent index	YoY GHG emissions reduction
Share class:	20.2 M T CO ₂ e	71.6%	12.2%
Index:	22.1 M T CO ₂ e	69.0%	7.4%
Parent index:	71.2 M T CO ₂ e	-	-

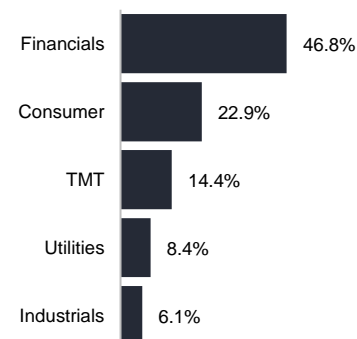
Share class information

Exchange:	Xetra	Borsa Italiana	BX Swiss
Trading hours:	0900 to 1730 (Frankfurt)	0900 to 1730 (Milan)	0900 to 1730 (Zurich)
Trading currency:	EUR	EUR	EUR
Exchange ticker:	TABC	COOL	TABC
Bloomberg ticker:	TABC GY	COOL IM	TABC SW
RIC:	TABC.DE	COOL.MI	TABC.S
SEDOL/VALOR:	BMTVYS3	BN7LKN9	BMHC2J5
WKN:	A2QJ93	A2QJ93	A2QJ93

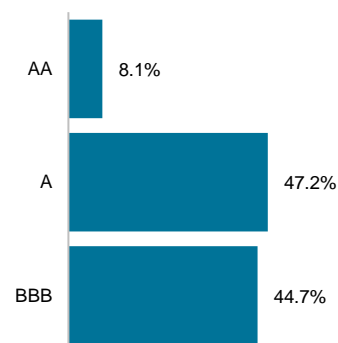
Credit exposure - country



Credit exposure - sector



Credit exposure - rating



For fund holdings, please visit [jhetf.com](https://www.jhetf.com)

Data: Janus Henderson Investors/Bloomberg.
Composition data as at 30 November 2025. Sector weight excludes cash or cash-like securities. Yield and duration are based on post month-end rebalance values.

Climate metrics data: S&P Global (IHS Markit), MSCI.
GHG emissions represent gross scope 1, 2 and 3 greenhouse gas emissions. Parent index is the Solactive Euro IG Corporate Index. YoY reduction is as of the most recent semi-annual reduction in January and July.

There is no guarantee that the yield stated will be achieved.

EUR IG Bond Paris-aligned Climate Active Core UCITS ETF

Key risks

- **No capital protection:** The value of your investment may go down as well as up and you may not get back the amount you invested.
- **Liquidity risk:** Lower liquidity means there are insufficient buyers or sellers to allow the Sub-Fund to sell or buy investments readily. Neither the Index provider nor the issuer make any representation or forecast on liquidity.
- **Counterparty risk:** The Sub-Fund may incur losses if any institution providing services such as safekeeping of assets or acting as a derivatives counterparty becomes insolvent.
- **ESG screening:** The environmental, social and governance screening criteria are embedded with the index selection process, which seeks to exclude bonds issued by companies involved in certain activities. The investment manager is not responsible for monitoring the screening process or confirming that all bonds which pass the screening process are issued by companies with adequate environmental, social or governance standards.
- **Credit risk:** The issuer of a financial asset held within the Fund may not pay income or repay capital to the Sub-Fund when due.

FOR MORE INFORMATION PLEASE VISIT JHETF.COM

Janus Henderson
— INVESTORS —

In accordance with the Sustainable Finance Disclosure Regulation, the Fund is classified as Article 9 and has sustainability as its objective.

Not for onward distribution. This is a marketing communication. It is not investment advice and is not an offer to sell or solicitation of an offer to buy any investment. This document is for Professional Clients (as defined by the FCA or MiFID Rules) and Qualified Investors only and should not be relied upon by any other persons. It is not for persons who are resident in the United States, Canada or any province or territory thereof. You should satisfy yourself as to the full observance of the laws of any country that might be relevant to the subscription, purchase, holding, exchange, redemption or disposal of any investment. Janus Henderson Investors has not considered the suitability of any investment against your individual needs and risk tolerance.

Janus Henderson ICAV is an umbrella Irish collective asset-management vehicle incorporated in Ireland, authorized and regulated by the Central Bank of Ireland. The ETFs referenced in this document (each a "Fund") are open-ended investment sub-funds of Janus Henderson ICAV, which has variable capital, having segregated liability between its funds, and is organized under the laws of Ireland.

No provider of information presented here, including index and ratings information, is liable for damages or losses arising from use of their information or for any losses relating to the accuracy, or completeness of such information. No warranty of accuracy is given and no liability in respect of any error or omission is accepted. The information in this document, especially as regards portfolio construction and parameter, may be changed without further notice and should not be relied on for investment decisions.

Past performance does not predict future returns and should not be the sole factor of consideration when selecting a product. The price of the investments may go up or down and the investor you may not get back the amount invested. Your income is not fixed and may fluctuate. The value of investments involving exposure to foreign currencies can be affected by exchange rate movements. We remind you that the levels and bases of, and reliefs from, taxation may change. In respect of the products mentioned this document is intended for information purposes only and does not constitute investment advice or an offer to sell or a solicitation of an offer to buy the securities described within.

The Fund has appointed a Swiss representative Waystone Services (Switzerland) SA, Av. Villamont 17, 1005 Lausanne, Switzerland, Tel: +41 21 311 17 77, email: switzerland@waystone.com. The Fund's Swiss paying agent is Banque Cantonale de Genève. The Prospectus, the Key Investor Information Documents, the Instrument of Incorporation as well as the annual and semi-annual reports may be obtained free of charge from the Swiss Representative in Lausanne. In respect of the Shares distributed in or from Switzerland, the place of performance and jurisdiction is at the registered office of the Swiss Representative. The issue and redemption prices are published at each issue and redemption on www.swissfunddata.ch. The Fund is a foreign collective investment scheme registered in Spain with the CNMV with the number 1859.

Issued by Janus Henderson Investors. Janus Henderson Investors is the name under which investment products and services are provided by Janus Henderson Investors International Limited (reg no. 3594615), Janus Henderson Investors UK Limited (reg no. 906355), Janus Henderson Fund Management UK Limited (reg no 2678531), (each registered in England and Wales at 201 Bishopsgate, London EC2M 3AE and regulated by the Financial Conduct Authority), Tabula Investment Management Limited (reg. no. 11286661 at 201 Bishopsgate, London EC2M 3AE and regulated by the Financial Conduct Authority) and Janus Henderson Investors Europe SA (reg no. B22848 at 78, Avenue de la Liberté, L-1930 Luxembourg, Luxembourg and regulated by the Financial Sector Surveillance Commission).

Janus Henderson® and any other trademarks used herein are trademarks of Janus Henderson Group plc or one of its subsidiaries. © Janus Henderson Group plc.

Benchmark source: the Solactive ISS Paris Aligned Select Euro Corporate IG Index.