

US ENHANCED INFLATION CORE UCITS ETF

(USD) - ACCUMULATING | TINF | ISIN IE00BMDWWS85

Investment objective

The Janus Henderson US Enhanced Inflation Core UCITS ETF (USD) - Accumulating aims to track the Bloomberg US Enhanced Inflation Index (H35616US Index), less fees and expenses.

About the index

The H35616US Index provides exposure to a broad portfolio of US inflation-linked bonds (TIPS) and also acts as an efficient tool to capture US inflation expectations, calculated as the difference between US TIPS and US real yields, in a single index.

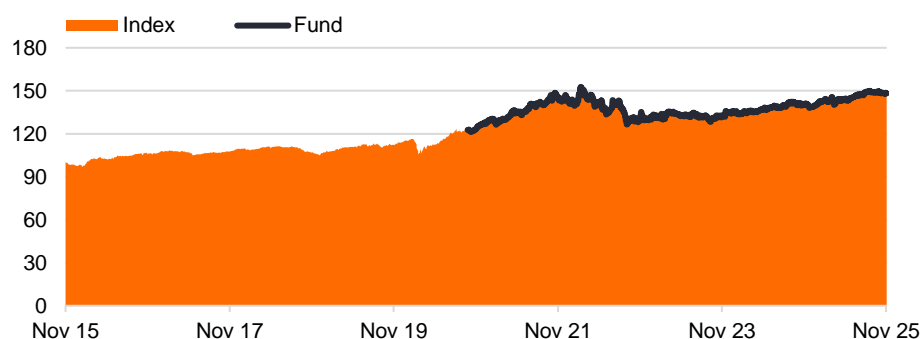
- 100% exposure to US TIPS replicating the Bloomberg US Govt Inflation-linked TR index (realised inflation)
- 100% exposure to US Breakevens (inflation expectations):
- Long US TIPS as per the Bloomberg US Government Inflation-Linked 7-10 Year TR Index
- Short US nominals as per the Bloomberg US Treasury 7-10 Year TR Index.

The index is rebalanced monthly to maintain equal exposure to US TIPS and US Breakevens. A detailed methodology is available in the documents section of jhetf.com

Investment process

The Fund aims to directly replicate the index, combining the performance of US Treasury inflation-protected securities and the US 7-10 year breakeven inflation rate. The Fund invests in a portfolio of US TIPS and enters into an OTC Total Return Swap agreement in which it receives the return of the US Breakeven Inflation Rate in exchange for agreed payments to the Swap Counterparty, BNP Paribas.

Performance



| | Sep 20 - Sep 21 | Sep 21 - Sep 22 | Sep 22 - Sep 23 | Sep 23 - Sep 24 | Sep 24 - Sep 25 |
|--------------------|-----------------|-----------------|-----------------|-----------------|-----------------|
| Fund (after fees): | n/a | -10.0% | 3.2% | 9.4% | 5.1% |
| H35616US Index: | 15.7% | -9.9% | 3.1% | 9.3% | 5.1% |

| | YTD | 1m | 1y | 3y (ann.) | 5y (ann.) | Since share class inception | Vol | Sharpe ratio |
|---------------------------|------|-------|------|-----------|-----------|-----------------------------|------|--------------|
| Share class (after fees): | 6.8% | -0.8% | 5.7% | 4.6% | 3.7% | 3.8% | n/a | n/a |
| H35616US Index: | 6.8% | -0.8% | 5.7% | 4.5% | 3.8% | 3.9% | 8.2% | 0.02 |

Data: Janus Henderson Investors/Bloomberg, 30 November 2025. Volatility and Sharpe ratio are calculated over five years and include parent index data if historic index data is not available. Fund represents the base currency Share Class. Fund performance is shown where more than 12-months of track record is available, net of fees and on a total return basis.

The figures shown relate to past performance. Past performance does not predict future returns.

Assets and NAV

| | |
|--------------|-------------|
| NAV: | US\$120.709 |
| Fund assets: | US\$22.5m |

Index information

| | |
|-------------------------|---------------------------------------|
| Index: | Bloomberg US Enhanced Inflation Index |
| Index provider: | Bloomberg |
| Bloomberg index ticker: | H35616US Index |

Fund information

| | |
|----------------------------------|--|
| Ongoing charge: | 0.29% |
| Replication: | Physical with swap overlay |
| Issuer: | Janus Henderson ICAV |
| Investment manager: | Tabula Investment Management Ltd |
| Administration: | HSBC Securities Services (Ireland) DAC |
| Custody: | HSBC Continental Europe, Dublin Branch |
| Fund inception: | 22 October 2020 |
| Share class inception: | 22 October 2020 |
| Income treatment: | Accumulating |
| Domicile: | Ireland |
| Base currency: | USD |
| Share class currency: | USD |
| ISIN: | IE00BMDWWS85 |
| SFDR Classification: | Article 6 |
| UK distributor/reporting status: | Yes |
| ISA & SIPP eligible: | Yes |
| Registered countries: | AT, CH, DE, DK, ES, FI, FR, IT, IE, LU, NL, NO, PT, SE, UK |

MSCI
 ESG RATINGS


CCC B BB BBB A AA AAA

Capital is at risk. The value of your investment may go down as well as up and you may not get back the amount you invested. Investors should read the key risks section of this document, Key Investor Information Document and Prospectus prior to investing.

US Enhanced Inflation Core UCITS ETF

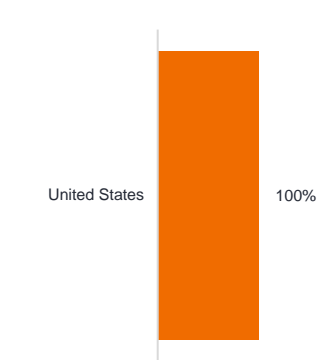
Key metrics

| | |
|-------------------------------|-------|
| US TIPS portfolio ratio: | 100% |
| US breakeven portfolio ratio: | 100% |
| Modified IR duration (yrs): | 6.59 |
| Average maturity (yrs): | 7.25 |
| Indicative yield (USD): | 3.97% |
| Breakeven rate: | 2.25% |
| Real yield: | 1.57% |

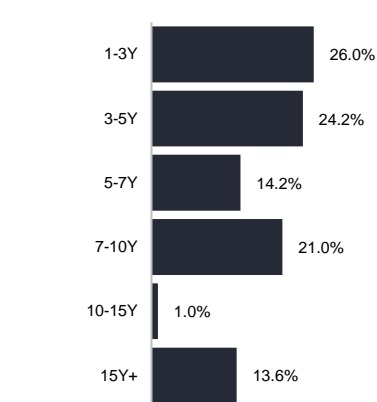
Share class information

| | | |
|-------------------|-----------------------|-----------------------|
| Exchange: | London Stock Exchange | BX Swiss |
| Trading hours: | 0800 to 1630 (London) | 0900 to 1730 (Zurich) |
| Trading currency: | USD | USD |
| Exchange ticker: | TINF | TINF |
| Bloomberg ticker: | TINF LN | TINF SW |
| RIC: | TINF.L | TINF.S |
| SEDOL/VALOR: | BMF74V8 | BMBV8K1 |
| WKN: | A2QDG0 | A2QDG0 |

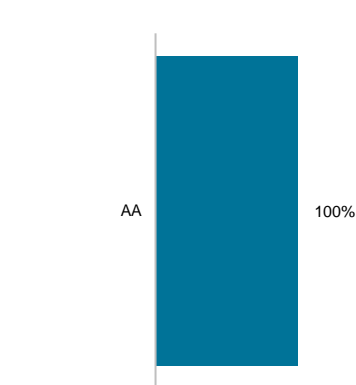
Credit exposure - country



Credit exposure - maturity



Credit exposure - rating



For fund holdings, please visit [jhetf.com](https://www.jhetf.com)

Data: Janus Henderson Investors/Bloomberg, 30 November 2025. Note that sector weight excludes cash or cash-like securities. Yield and duration are based on post month-end rebalance values.

US Enhanced Inflation Core UCITS ETF

Key risks

- **No capital protection:** The value of your investment may go down as well as up and you may not get back the amount you invested.
- **Leverage:** The Sub-Fund may use leverage, so losses may be magnified.
- **Liquidity risk:** Lower liquidity means there are insufficient buyers or sellers to allow the Sub-Fund to sell or buy investments readily. Neither the Index provider nor the issuer make any representation or forecast on the liquidity of fund constituents.
- **Counterparty risk:** The Sub-Fund may incur losses if any institution providing services such as safekeeping of assets or acting as a derivatives counterparty becomes insolvent.
- **Credit risk:** The issuer of a financial asset held within the Fund may not pay income or repay capital to the Sub-Fund when due.
- **OTC Total Return Swap risk:** Swap returns are subject to the returns of the Index or reference assets. Valuations of a Sub-Fund's Investments, the Index tracked or replicated by the Sub-Fund or the FDI used by a Sub-Fund to achieve tracking or replication of an Index may in certain circumstances, only be available from a limited number of market participants who may also act as counterparties to these transactions. Valuations received from such market participants may therefore be subjective and there may be substantial differences between any available valuations.

FOR MORE INFORMATION PLEASE VISIT JHETF.COM

Janus Henderson
— INVESTORS —

Not for onward distribution. This is a marketing communication. It is not investment advice and is not an offer to sell or solicitation of an offer to buy any investment. This document is for Professional Clients (as defined by the FCA or MiFID Rules) and Qualified Investors only and should not be relied upon by any other persons. It is not for persons who are resident in the United States, Canada or any province or territory thereof. You should satisfy yourself as to the full observance of the laws of any country that might be relevant to the subscription, purchase, holding, exchange, redemption or disposal of any investment. Janus Henderson Investors has not considered the suitability of any investment against your individual needs and risk tolerance.

Janus Henderson ICAV is an umbrella Irish collective asset-management vehicle incorporated in Ireland, authorized and regulated by the Central Bank of Ireland. The ETFs referenced in this document (each a "Fund") are open-ended investment sub-funds of Janus Henderson ICAV, which has variable capital, having segregated liability between its funds, and is organized under the laws of Ireland.

No provider of information presented here, including index and ratings information, is liable for damages or losses arising from use of their information or for any losses relating to the accuracy, or completeness of such information. No warranty of accuracy is given and no liability in respect of any error or omission is accepted. The information in this document, especially as regards portfolio construction and parameter, may be changed without further notice and should not be relied on for investment decisions.

Past performance does not predict future returns and should not be the sole factor of consideration when selecting a product. The price of the investments may go up or down and the investor you may not get back the amount invested. Your income is not fixed and may fluctuate. The value of investments involving exposure to foreign currencies can be affected by exchange rate movements. We remind you that the levels and bases of, and reliefs from, taxation may change. In respect of the products mentioned this document is intended for information purposes only and does not constitute investment advice or an offer to sell or a solicitation of an offer to buy the securities described within.

The Fund has appointed a Swiss representative Waystone Services (Switzerland) SA, Av. Villamont 17, 1005 Lausanne, Switzerland, Tel: +41 21 311 17 77, email: switzerland@waystone.com. The Fund's Swiss paying agent is Banque Cantonale de Genève. The Prospectus, the Key Investor Information Documents, the Instrument of Incorporation as well as the annual and semi-annual reports may be obtained free of charge from the Swiss Representative in Lausanne. In respect of the Shares distributed in or from Switzerland, the place of performance and jurisdiction is at the registered office of the Swiss Representative. The issue and redemption prices are published at each issue and redemption on www.swissfunddata.ch. The Fund is a foreign collective investment scheme registered in Spain with the CNMV with the number 1859.

Issued by Janus Henderson Investors. Janus Henderson Investors is the name under which investment products and services are provided by Janus Henderson Investors International Limited (reg no. 3594615), Janus Henderson Investors UK Limited (reg no. 906355), Janus Henderson Fund Management UK Limited (reg no 2678531), (each registered in England and Wales at 201 Bishopsgate, London EC2M 3AE and regulated by the Financial Conduct Authority), Tabula Investment Management Limited (reg. no. 11286661 at 201 Bishopsgate, London EC2M 3AE and regulated by the Financial Conduct Authority) and Janus Henderson Investors Europe SA (reg no. B22848 at 78, Avenue de la Liberté, L-1930 Luxembourg, Luxembourg and regulated by the Financial Sector Surveillance Commission).

Janus Henderson® and any other trademarks used herein are trademarks of Janus Henderson Group plc or one of its subsidiaries. © Janus Henderson Group plc.

BLOOMBERG® is a trademark and service mark of Bloomberg Finance L.P. and its affiliates (collectively "Bloomberg"). Bloomberg or Bloomberg's licensors, own all proprietary rights in the Bloomberg Indices. Bloomberg is not affiliated with Janus Henderson, and neither approves, endorses, reviews or the Janus Henderson Funds. Bloomberg does not guarantee the timeliness, accurateness or completeness of any data or information relating to the Bloomberg Enhanced US Inflation Index (the "Index") or any of its component indices, and neither shall be liable in any way to Janus Henderson, investors in the Fund or other third parties in respect of the use or accuracy of the Index or any data included therein.