

Amundi STOXX Europe 600 Utilities UCITS ETF Acc

FACTSHEET

Marketing
Communication

30/04/2026

EQUITY ■

Key Information (Source: Amundi)

Net Asset Value (NAV) : **105.74 (EUR)**
 NAV and AUM as of : **30/04/2026**
 Assets Under Management (AUM) :
239.63 (million EUR)
 ISIN code : **LU1834988864**
 Replication type : **Synthetical**
 Benchmark :
100% STOXX EUROPE 600 / UTILITIES (CAPPED)

Objective and Investment Policy

The objective of this Sub-Fund is to track the performance of STOXX Europe 600 Utilities Index (the "Index"), and to minimize the tracking error between the net asset value of the Sub-Fund and the performance of the Index. The anticipated level of the tracking error, under normal market conditions is indicated in the prospectus of the Sub-Fund.

Risk Indicator (Source : Fund Admin)



Lower Risk

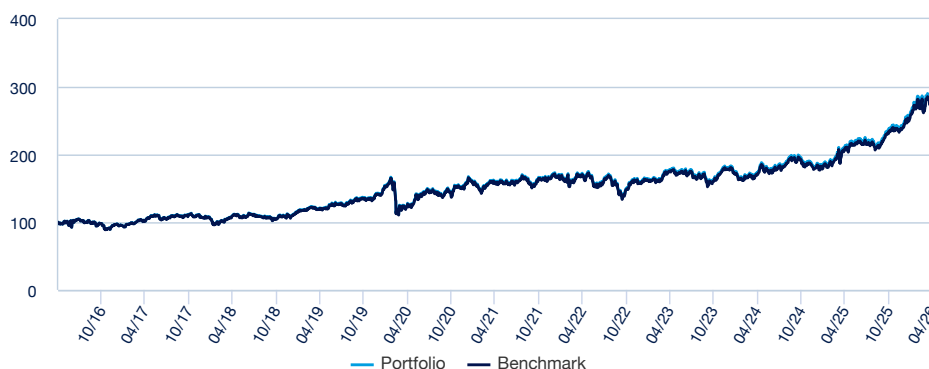
Higher Risk

The SRI represents the risk and return profile as presented in the Key Information Document (KID). The lowest category does not imply that there is no risk. The SRI is not guaranteed and may change over time. The risk indicator assumes you keep the product for 5 years. The summary risk indicator is a guide to the level of risk of this product compared to other products. It shows how likely it is that the product will lose money because of movement in the markets or because we are not able to pay you.

« Technical net asset values may be calculated and published for any calendar day (excluding Saturdays and Sundays) that is neither a business day nor a transaction day. These technical net asset values are merely indicative and will not be the basis for purchasing, switching, redeeming and/or transferring shares. »

Returns (Source: Fund Admin) - Past performance does not predict future returns

Performances from 02/05/2016 to 30/04/2026 (Source : Fund Admin)



Risk indicators (Source: Fund Admin)

	1 year	3 years	Inception to date *
Portfolio volatility	15.36%	15.63%	19.29%
Benchmark volatility	15.36%	15.62%	19.21%
Ex-post Tracking Error	0.12%	0.13%	1.60%
Sharpe ratio	2.24	0.89	0.27

* Volatility is a statistical indicator that measures an asset's variations around its average value. For example, market variations of +/- 1.5% per day correspond to a volatility of 25% per year. The higher the volatility, the higher the risk. The Tracking Error indicator measures the performance's difference between the fund and the benchmark

Cumulative returns* (Source: Fund Admin)

	YTD	1 month	3 months	1 year	3 years	5 years	Since
Since	31/12/2025	31/03/2026	30/01/2026	30/04/2025	28/04/2023	30/04/2021	24/08/2006
Portfolio	17.78%	4.20%	9.19%	35.06%	61.98%	82.17%	224.56%
Benchmark	17.72%	4.14%	9.19%	34.93%	61.38%	80.87%	164.75%
Spread	0.06%	0.06%	0.00%	0.13%	0.60%	1.30%	59.82%

Calendar year performance* (Source: Fund Admin)

	2025	2024	2023	2022	2021
Portfolio	33.29%	1.81%	13.79%	-	-
Benchmark	33.08%	1.66%	13.61%	-	-
Spread	0.21%	0.15%	0.18%	-	-

* Source : Amundi. The above cover complete periods of 12 months for each calendar year. **Past performance is no predictor of current and future results and does not guarantee future yield** . Any losses or gains do not take into consideration any costs, commissions and fees incurred by the investor in the issue and buyout of the shares (e.g. taxes, brokerage fees or other commissions deducted by the financial intermediary). If performance is calculated in a currency other than the euro, any losses or gains generated can thereby be affected by exchange rate fluctuations (both upward and downward). The discrepancy accounts for the performance difference between the portfolio and the index.

EQUITY ■

Meet the Team



Sébastien Foy

Responsable de l'équipe de gestion - Indiciel Synthétique



Prince Akesse

Portfolio Manager



Hamid Drali

Co-Portfolio Manager

Index Data (Source : Amundi)

Description of the Index

The index is a market cap weighted index designed to represent the performance of securities from the STOXX Europe 600 Index (the "Initial Universe") that belong to the utilities industry as defined by the Industry Classification Benchmark ("ICB"). The Initial Universe provides exposure to the performance of the 600 most liquid large, mid and small caps stocks covering developed markets in Europe.

Information (Source: Amundi)

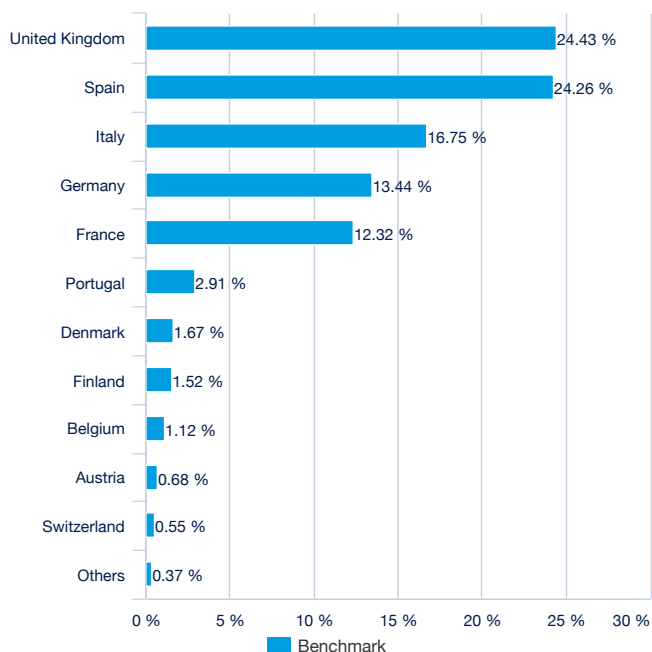
Asset class : **Equity**
Exposure : **Europe**
Benchmark index currency : **EUR**
Holdings : **28**

Top 10 benchmark holdings (source : Amundi)

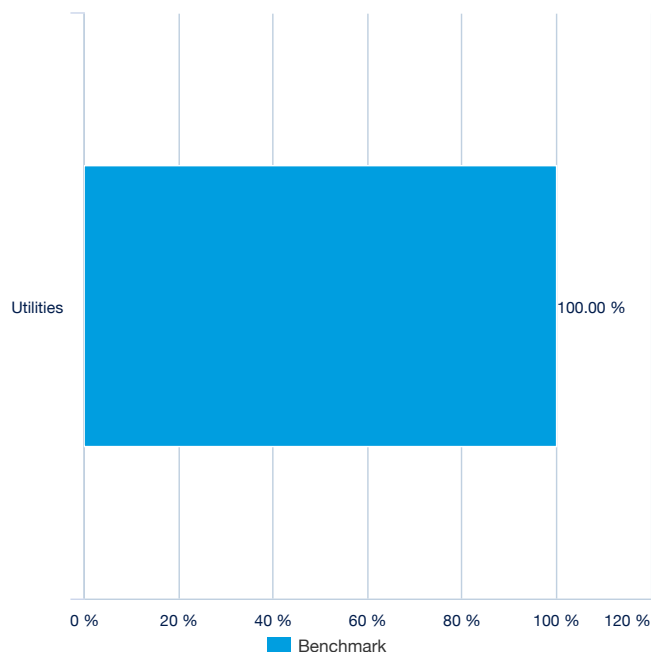
	% of assets (Index)
IBERDROLA SA	20.16%
NATIONAL GRID PLC	12.53%
ENEL SPA	12.26%
ENGIE	8.53%
E.ON SE	6.75%
RWE AG	6.69%
SSE PLC	5.87%
VEOLIA ENVIRONNEMENT	3.79%
TERNA-RETE ELETTRICA NAZIONA	2.32%
EDP SA	2.23%
Total	81.11%

For illustrative purposes only and not a recommendation to buy or sell securities.

Geographical breakdown (for illustrative purposes only - Source: Amundi)



Benchmark Sector breakdown (for illustrative purposes only - Source : Amundi)



EQUITY ■

Principal characteristics (Source : Amundi)

Fund structure	SICAV under Luxembourg law
UCITS compliant	UCITS
Management Company	Amundi Luxembourg SA
Administrator	SOCIETE GENERALE LUXEMBOURG
Custodian	SOCIETE GENERALE LUXEMBOURG
Independent auditor	DELOITTE AUDIT
Share-class inception date	21/03/2024
Date of the first NAV	24/08/2006
Share-class reference currency	EUR
Classification	-
Type of shares	Accumulation
ISIN code	LU1834988864
Minimum investment to the secondary market	1 Share(s)
Frequency of NAV calculation	Daily
Management fees and other administrative or operating costs	0.30%
Fiscal year end	September

Listing data (source : Amundi)

Place	CCY	Bloomberg Ticker	Bloomberg iNAV	Reuters RIC	Reuters iNAV
Deutsche Boerse (Xetra)	EUR	LUTI GY	LYXUTIIV	LUTI.DE	LYXUTIINAV=SOLA
Euronext Paris	EUR	UTI FP	LYXUTIIV	LYXUTI.PA	LYXUTIINAV=SOLA
Euronext Milan	EUR	UTI IM	LYXUTIIV	LYXUTI.MI	LYXUTIINAV=SOLA

Contact

ETF Sales contact

France & Luxembourg	+33 (0)1 76 32 65 76
Germany & Austria	+49 (0) 800 111 1928
Italy	+39 02 0065 2965
Switzerland (German)	+41 44 588 99 36
Switzerland (French)	+41 22 316 01 51
United Kingdom	+44 (0) 20 7 074 9598
United Kingdom (Instit)	+44 (0) 800 260 5644
Netherlands	+31 20 794 04 79
Nordic countries	+46 8 5348 2271
Hong Kong	+65 64 39 93 50
Spain	+34 914 36 72 45

ETF Capital Markets contact

Téléphone	+33 (0)1 76 32 19 93
Bloomberg IB Chat	Capital Markets Amundi ETF Capital Markets Amundi HK ETF

ETF Market Makers contact

BNP Paribas	+33 (0)1 40 14 60 01
Kepler Cheuvreux	+33 (0)1 53 65 35 25

Amundi contact

Amundi ETF
90 bd Pasteur
CS 21564
75 730 Paris Cedex 15 - France
Hotline : +33 (0)1 76 32 47 74
info-ett@amundi.com

Index Providers

STOXX and its licensors (the "Licensors") have no relationship to the Amundi Asset Management, other than the licensing of the Index and the related trademarks for use in connection with the Subfund. STOXX and its Licensors do not : Sponsor, endorse, sell or promote the Subfund. Recommend that any person invest in the Subfund or any other securities. Have any responsibility or liability for or make any decisions about the timing, amount or pricing of Subfund. Have any responsibility or liability for the administration, management or marketing of the Subfund. Consider the needs of the Subfund or the owners of the Subfund in determining, composing or calculating the Index or have any obligation to do so. STOXX and its Licensors will not have any liability in connection with the Subfund. Specifically, STOXX and its Licensors do not make any warranty, express or implied and disclaim any and all warranty about : The results to be obtained by the Subfund, the owner of the Subfund or any other person in connection with the use of the Index and the data included in the Index ; The accuracy or completeness of the Index and its data; The merchantability and the fitness for a particular purpose or use of the Index and its data; STOXX and its Licensors will have no liability for any errors, omissions or interruptions in the Index or its data; Under no circumstances will STOXX or its Licensors be liable for any lost profits or indirect, punitive, special or consequential damages or losses, even if STOXX or its Licensors knows that they might occur. The licensing agreement between the Asset Manager and STOXX is solely for their benefit and not for the benefit of the owners of the Subfund or any other third parties.

Important information

This document is of an informative, non-contractual nature. The main characteristics of the funds are mentioned in the legal documentation available on the AMF website or on request made to the main offices of the management company. The legal documentation will be sent to you prior to subscribing to a fund. The duration of the Fund is unlimited. To invest means to assume risks: the values of UCITS stocks and shares are subject to market fluctuations and investments made may vary both upwards and downwards. Therefore, UCITS subscribers may lose all or part of the capital initially invested. Any person interested in investing in an UCITS should, preferably prior to subscription, to ensure this is in accordance with their pertaining legislation as well as the tax consequences of such an investment and have knowledge of the valid legal documents of each UCITS. The source of the data contained in this document is Amundi, unless otherwise mentioned. The date of the data contained herein is that indicated in the MONTHLY REPORT, unless otherwise stated. Please note that the management company may de-notify arrangements made for marketing as regards units or shares of the Fund in a Member State of the EU in respect of which it has made a notification.