

Amundi MSCI China A UCITS ETF Acc

EQUITY ■

FACTSHEET

Marketing
Communication

31/12/2025

Key Information (Source: Amundi)

Net Asset Value (NAV) : **188.99 (USD)**

NAV and AUM as of : **31/12/2025**

Assets Under Management (AUM) :
160.44 (million USD)

ISIN code : **FR0011720911**

Replication type : **Physical**

Benchmark : **100% MSCI CHINA A**

Date of the first NAV : **28/08/2014**

First NAV : **100.00 (USD)**

Objective and Investment Policy

The Amundi Hwabao WP MSCI China A (DR) UCITS ETF - Acc is a UCITS compliant exchange traded fund that aims to track the MSCI China A Net Total Return Index.

Amundi ETFs are efficient investment vehicles listed on exchange that offer transparent, liquid and low-cost exposure to the underlying benchmarkindex.

Risk Indicator (Source : Fund Admin)



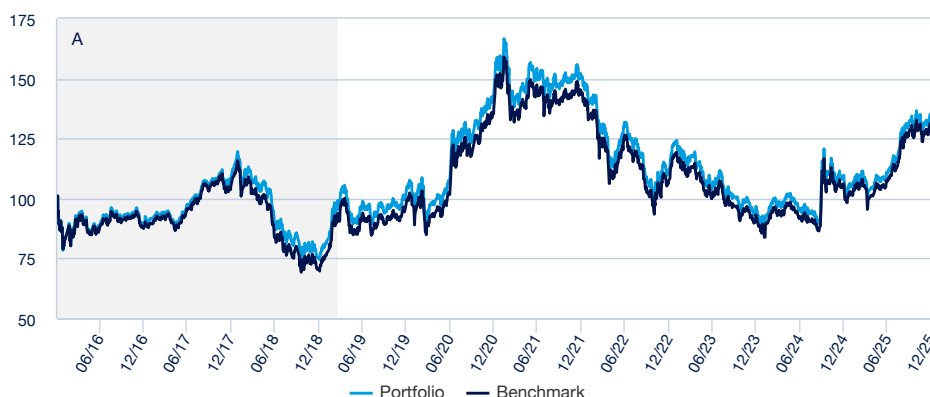
Lower Risk

Higher Risk

The SRI represents the risk and return profile as presented in the Key Information Document (KID). The lowest category does not imply that there is no risk. The SRI is not guaranteed and may change over time. The risk indicator assumes you keep the product for 5 years. The summary risk indicator is a guide to the level of risk of this product compared to other products. It shows how likely it is that the product will lose money because of movement in the markets or because we are not able to pay you.

Returns (Source: Fund Admin) - Past performance does not predict future returns

Performances from 04/01/2016 to 31/12/2025 (Source : Fund Admin)



A : Until March 22, 2019, the Fund's Benchmark was the MSCI China A Onshore Net Total Return Index.

Cumulative returns* (Source: Fund Admin)

	YTD	1 month	3 months	1 year	3 years	5 years	10 years
Since	31/12/2024	28/11/2025	30/09/2025	31/12/2024	30/12/2022	30/12/2020	30/12/2015
Portfolio	25.99%	3.87%	2.13%	25.99%	20.74%	-6.31%	22.60%
Benchmark	26.48%	3.90%	2.22%	26.48%	22.24%	-4.59%	19.85%
Spread	-0.49%	-0.02%	-0.09%	-0.49%	-1.50%	-1.71%	2.75%

Calendar year performance* (Source: Fund Admin)

	2025	2024	2023	2022	2021	2020	2019	2018	2017	2016
Portfolio	25.99%	11.10%	-13.74%	-25.75%	4.51%	40.73%	36.10%	-30.54%	22.08%	-19.43%
Benchmark	26.48%	11.70%	-13.47%	-25.41%	4.64%	41.13%	38.19%	-32.99%	20.28%	-20.09%
Spread	-0.49%	-0.60%	-0.27%	-0.34%	-0.13%	-0.40%	-2.09%	2.44%	1.80%	0.66%

* Source : Amundi. The above cover complete periods of 12 months for each calendar year. **Past performance is no predictor of current and future results and does not guarantee future yield**. Any losses or gains do not take into consideration any costs, commissions and fees incurred by the investor in the issue and buyout of the shares (e.g. taxes, brokerage fees or other commissions deducted by the financial intermediary). If performance is calculated in a currency other than the euro, any losses or gains generated can thereby be affected by exchange rate fluctuations (both upward and downward). The discrepancy accounts for the performance difference between the portfolio and the index.

Compliance_Statement_FSMA_2025_Article_6

Risk indicators (Source: Fund Admin)

	1 year	3 years	Inception to date *
Portfolio volatility	14.29%	18.60%	22.28%
Benchmark volatility	14.29%	18.54%	22.06%
Ex-post Tracking Error	0.06%	0.32%	1.35%
Sharpe ratio	1.33	0.09	0.16

* Volatility is a statistical indicator that measures an asset's variations around its average value. For example, market variations of +/- 1.5% per day correspond to a volatility of 25% per year. The higher the volatility, the higher the risk. The Tracking Error indicator measures the performance's difference between the fund and the benchmark

We have classified this product as 4 out of 7, which is a medium risk class. This rates the potential losses from future performance at a medium level, and poor market conditions could impact our capacity to pay you. Additional risks: Market liquidity risk could amplify the variation of product performances. This product does not include any protection from future market performance so you could lose some or all of your investment. Beside the risks included in the risk indicator, other risks may affect the Sub-fund's performance. Please refer to the MULTI UNITS FRANCE prospectus.

EQUITY ■

Index Data (Source : Amundi)

Description of the Index

The index captures Chinese large and mid-cap A shares listed on the Shanghai and Shenzhen exchanges. It covers only those securities accessible through "Stock Connect". It is designed for international investors and is calculated using China A Stock Connect listings based on the offshore RMB exchange rate (CNH).

Information (Source: Amundi)

Asset class : **Equity**
Exposure : **China**

Holdings : **384**

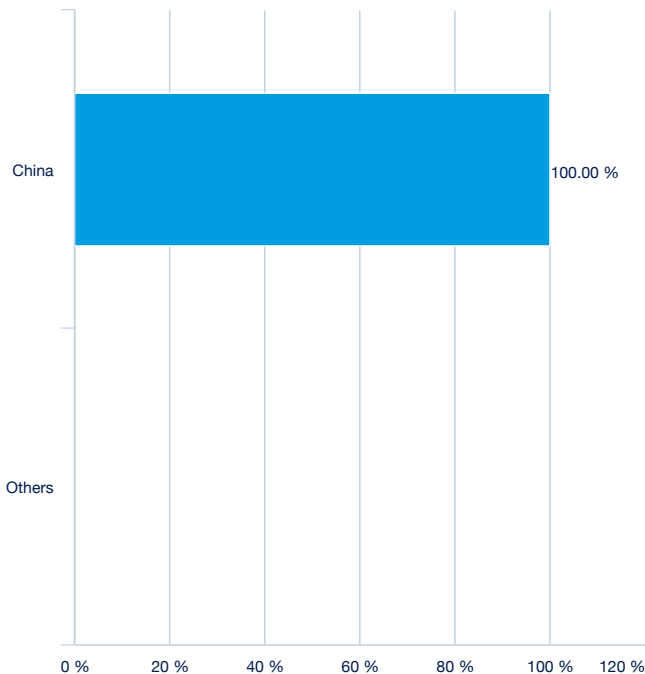
Top 10 benchmark holdings (source : Amundi)

	% of assets (Index)
KWEICHOW MOUT CO L-A NT-SS	3.73%
CONTEMPORARY AMPEREX TECHN-A NTH-SZSE	3.49%
CHINA MERCHANTS BANK NT-SS	1.87%
FOXCONN INDUSTRIAL INTERNE-A NTH-SSE	1.82%
PING AN INSURANCE-A NT-SS	1.57%
ZHONGJI INNOLIGHT CO LTD-A NTH-SZSE	1.50%
ZIJIN MINING GROUP CO LTD-A NTH-SSE	1.47%
CHINA YANGTZE PO-A NT-SS	1.43%
AGRICULTURAL BANK OF CHINA-A NTH-SSE	1.39%
CAMBRICON TECHNOLOGIES-A NTH-SSE	1.27%

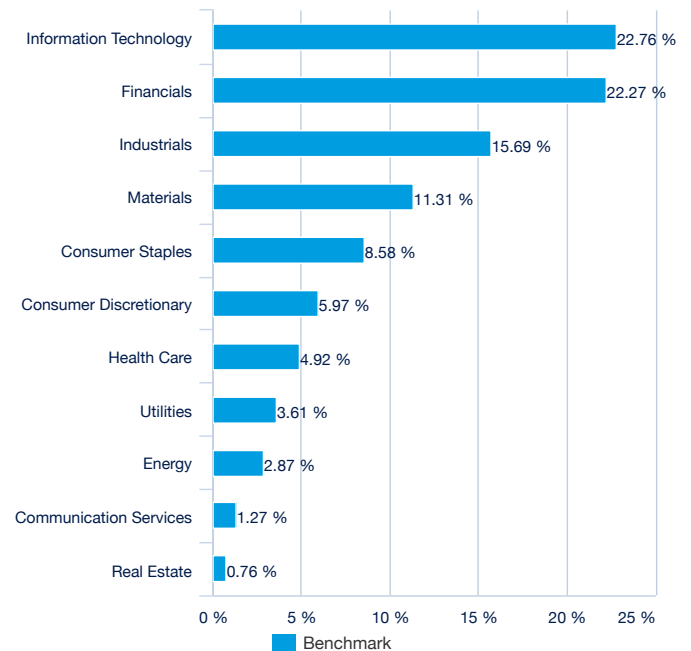
Total **19.54%**

For illustrative purposes only and not a recommendation to buy or sell securities.

Geographical breakdown (for illustrative purposes only - Source: Amundi)



Benchmark Sector breakdown (for illustrative purposes only - Source : Amundi)



EQUITY ■

Principal characteristics (Source : Amundi)

Fund structure	SICAV under French law
UCITS compliant	UCITS
Management Company	Amundi Asset Management
Administrator	SOCIETE GENERALE
Custodian	SGSS - Paris
Independent auditor	Deloitte & Associés
Share-class inception date	28/08/2014
Date of the first NAV	28/08/2014
Share-class reference currency	USD
Classification	International Equities
Type of shares	Accumulation
ISIN code	FR0011720911
Minimum investment to the secondary market	1 Share(s)
Frequency of NAV calculation	Daily
Management fees and other administrative or operating costs	0.35%
Minimum recommended investment period	5 years
Fiscal year end	October
Primary Market Maker	SOCIETE GENERALE / LANG & SCHWARZ

Listing data (source : Amundi)

Place	CCY	Bloomberg Ticker	Bloomberg iNAV	Reuters RIC	Reuters iNAV
Borsa Italiana	EUR	CNAA IM	CNAAEUIV	CNAA.MI	CNAAEURINAV=SOLA
Six Swiss Exchange	USD	CNAA SW	CNAAUSIV	CNAA.S	CNAAUSDINAV=SOLA
Deutsche Boerse (Xetra)	EUR	CNAA GY	CNAAEUIV	CNAA.DE	CNAAEURINAV=SOLA
Euronext Paris	EUR	CNAA FP	CNAAEUIV	CNAA.PA	CNAAEURINAV=SOLA
LSE	GBP	CNAL LN	CNALIV	CNAL.L	CNALINAV=SOLA
LSE	USD	CNAA LN	CNAAUSIV	CNAA.L	CNAAUSDINAV=SOLA

Contact

ETF Sales contact

France & Luxembourg	+33 (0)1 76 32 65 76
Germany & Austria	+49 (0) 800 111 1928
Italy	+39 02 0065 2965
Switzerland (German)	+41 44 588 99 36
Switzerland (French)	+41 22 316 01 51
United Kingdom	+44 (0) 20 7 074 9598
UNITED KINGDOM (Instit)	+44 (0) 800 260 5644
Netherlands	+31 20 794 04 79
Nordic countries	+46 8 5348 2271
Hong Kong	+65 64 39 93 50
Spain	+34 914 36 72 45

ETF Market Makers contact

BNP Paribas	+33 (0)1 40 14 60 01
Kepler Cheuvreux	+33 (0)1 53 65 35 25

Amundi contact

Amundi ETF
90 bd Pasteur
CS 21564
75 730 Paris Cedex 15 - France
Hotline : +33 (0)1 76 32 47 74
info-etf@amundi.com

ETF Capital Markets contact

Téléphone	+33 (0)1 76 32 19 93
Bloomberg IB Chat	Capital Markets Amundi ETF Capital Markets Amundi HK ETF

EQUITY ■

Index Providers

THE SUB-FUND IS NOT SPONSORED, ENDORSED, SOLD OR PROMOTED BY MSCI INC. ("MSCI"), ANY OF ITS AFFILIATES, ANY OF ITS INFORMATION PROVIDERS OR ANY THIRD PARTY INVOLVED IN, OR RELATED TO, COMPILING OR CREATING ANY MSCI INDEX (COLLECTIVELY, THE "MSCI PARTIES"). THE MSCI INDICES ARE THE EXCLUSIVE PROPERTY OF MSCI AND ARE SERVICE MARKS OF MSCI OR ITS AFFILIATES. THE MSCI INDICES HAVE BEEN LICENSED FOR USE FOR CERTAIN PURPOSES BY AMUNDI. NONE OF THE MSCI PARTIES MAKES ANY REPRESENTATION OR WARRANTY, EXPRESS OR IMPLIED, TO THE ISSUER OR OWNERS OF THIS SUB-FUND OR ANY OTHER PERSON OR ENTITY REGARDING THE ADVISABILITY OF INVESTING IN SUBFUNDS GENERALLY OR IN THIS PARTICULAR SUB-FUND OR THE ABILITY OF ANY MSCI INDEX TO TRACK CORRESPONDING STOCK MARKET PERFORMANCE. MSCI OR ITS AFFILIATES ARE THE LICENSORS OF CERTAIN TRADEMARKS, SERVICE MARKS AND TRADE NAMES AND OF THE MSCI INDICES WHICH ARE DETERMINED, COMPOSED AND CALCULATED BY MSCI WITHOUT REGARD TO AMUNDI OR THIS SUB-FUND OR THIS SUB-FUND'S UNITHOLDERS OR ANY OTHER PERSON OR ENTITY. NONE OF THE MSCI PARTIES HAS ANY OBLIGATION TO TAKE THE NEEDS OF THE AMUNDI, THIS SUB-FUND'S UNITHOLDERS OR ANY OTHER PERSON OR ENTITY INTO CONSIDERATION IN DETERMINING, COMPOSING OR CALCULATING THE MSCI INDICES. NONE OF THE MSCI PARTIES IS RESPONSIBLE FOR OR HAS PARTICIPATED IN DETERMINATION OF THE TIMING OF, PRICES AT, OR QUANTITIES OF THIS SUB-FUND TO BE ISSUED OR IN THE DETERMINATION OR CALCULATION OF THE EQUATION BY OR THE CONSIDERATION INTO WHICH THIS SUB-FUND IS REDEEMABLE. FURTHERMORE, NONE OF THE MSCI PARTIES HAS ANY OBLIGATION OR LIABILITY TO THE ISSUER OR OWNERS OF THIS SUB-FUND OR ANY OTHER PERSON OR ENTITY IN CONNECTION WITH THE ADMINISTRATION, MARKETING OR OFFERING OF THIS SUB-FUND. ALTHOUGH MSCI SHALL OBTAIN INFORMATION FOR INCLUSION IN OR FOR USE IN THE CALCULATION OF THE MSCI INDICES FROM SOURCES THAT MSCI CONSIDERS RELIABLE, NONE OF THE MSCI PARTIES WARRANTS OR GUARANTEES THE ORIGINALITY, ACCURACY AND/OR THE COMPLETENESS OF ANY MSCI INDEX OR ANY DATA INCLUDED THEREIN. NONE OF THE MSCI PARTIES MAKES ANY WARRANTY, EXPRESS OR IMPLIED, AS TO RESULTS TO BE OBTAINED BY THE ISSUER OF THE SUB-FUND, OWNERS OF THE SUB-FUND, OR ANY OTHER PERSON OR ENTITY, FROM THE USE OF ANY MSCI INDEX OR ANY DATA INCLUDED THEREIN. NONE OF THE MSCI PARTIES SHALL HAVE ANY LIABILITY FOR ANY ERRORS, OMISSIONS OR INTERRUPTIONS OF OR IN CONNECTION WITH ANY MSCI INDEX OR ANY DATA INCLUDED THEREIN. FURTHERMORE, NONE OF THE MSCI PARTIES MAKES ANY EXPRESS OR IMPLIED WARRANTIES OF ANY KIND, AND THE MSCI PARTIES HEREBY EXPRESSLY DISCLAIM ALL WARRANTIES OF MERCHANTABILITY AND FITNESS FOR A PARTICULAR PURPOSE, WITH RESPECT TO EACH MSCI INDEX AND ANY DATA INCLUDED THEREIN. WITHOUT LIMITING ANY OF THE FOREGOING, IN NO EVENT SHALL ANY OF THE MSCI PARTIES HAVE ANY LIABILITY FOR ANY DIRECT, INDIRECT, SPECIAL, PUNITIVE, CONSEQUENTIAL OR ANY OTHER DAMAGES (INCLUDING LOST PROFITS) EVEN IF NOTIFIED OF THE POSSIBILITY OF SUCH DAMAGES.

Important information

The Fund presents an unmeasurable risk of capital loss. Past performance in no way serves as either an indication of future results or a guarantee of future returns. For further information about the risks and before making any investment, refer to the Key Investor Information Document (KIID) and the prospectus for each fund, available in French on request or on the website: amundiETF.fr. The information contained in this document has been obtained from sources believed to be reliable. Amundi cannot, however, ensure that the information is accurate and reserves the right to amend the analyses presented above at any time. This document is of a non-contractual nature and in no way constitutes a recommendation, solicitation of an offer or an offer regarding a purchase, sale or exchange relating to the Fund described herein, and must under no circumstances be interpreted as such. The transparency policy and information on the composition of the funds' assets are available at amundiETF.com. The indicative net asset value is published by the stock markets. Fund units purchased on the secondary market cannot generally be resold directly to the Fund. Investors must buy and sell units on a secondary market with the assistance of an intermediary (e.g. a broker) and may, in this case, have to pay charges. In addition, it is possible that investors may pay more than the current net asset value when they buy units and receive less than the current net asset value when they sell. Complete list of brokers and marketmakers available at : amundiETF.com. Financial intermediary fees apply. Amundi Suisse SA has been authorized in Switzerland as distributor of collective investment schemes. Amundi Suisse SA is distributing in Switzerland and from Switzerland the collective investment schemes managed by Amundi S.A. and/or Amundi Luxembourg. In this respect, Amundi Suisse SA informs investors that it collects, from Amundi S.A. and/or Amundi Luxembourg, a compensation under article 34 al. 2bis in the Ordinance on collective investment schemes (Ordonnance sur les placements collectifs de capitaux, OPCC). This compensation can constitute a part of the management fees stated in the prospectus. Additional information regarding the existence, nature and calculation method for the compensation received by Amundi Suisse SA within the frame of its distribution activity in Switzerland or from Switzerland may be provided upon written request to Amundi Suisse SA 6-8 rue de Candolle 1205 Genève Suisse. This document is designed exclusively for qualified investors as set forth in the federal Law on Collective Investments (LPCC) and its implementing Ordinance. The Sub-Fund is not approved for distribution to non-qualified investors by the Swiss Financial Market Supervisory Authority ("FINMA"). The Key Investor Information Document (KIID), prospectus, regulations and annual/semi-annual reports may be obtained, free of charge, at the registered Suisse office, CACEIS (Switzerland) S.A., route de Signy 35, 1260 Nyon. In connection with the distribution in Switzerland, the place of execution and competent court are at the registered office of the representative CREDIT AGRICOLE (SUISSE) SA, 4 Quai Général-Guisan, 1204 Genève, acting as payment service for the Funds in Switzerland. Only for SFDR 8 and SFDR 9 products Please note that this passively managed fund replicates an underlying index which methodology aims at providing a broad market exposure without considering ESG factors or exclusions. Therefore, you might be exposed to securities that might be involved in serious controversies, acute sustainability risks or material negative impact on sustainability factors. Please refer to the legal documentation and index methodology for full details. Should you want to consider an ESG alternative, you will find a wide range of options within our responsible investing range.

This document is designed exclusively for institutional, professional, qualified or sophisticated investors and distributors. It is not meant for the general public or private clients of any jurisdiction or those qualified as 'US Persons'. Approved investors in regard to the European Union are those which are defined as "Professional" investors in Directive 2004/39/EC of 21 April 2004 "MiFID" or, as the case may be, as defined under each local legislation and, insofar as the offer in Switzerland is concerned, "qualified investors" as set forth in the federal Law on Collective Investments (LPCC), the Ordinance on collective investments of 22 November 2006 (OPCC) and the FINMA 08/8 Circular regarding the legislation on collective investments of 20 November 2008. This document shall not, under any circumstance, be sent within the European Union to non "Professional" investors as defined by the MFI or under each local legislation, or in Switzerland to those investors which are not defined as "qualified investors" in the applicable law and regulations.