

|   |   |   |   |   |   |   |
|---|---|---|---|---|---|---|
| 1 | 2 | 3 | 4 | 5 | 6 | 7 |
|---|---|---|---|---|---|---|

JPMorgan ETFs (Ireland) ICAV -

# Global Government Bond Active UCITS ETF

Class: JPM Global Government Bond Active UCITS ETF - USD (dist)

## Fund overview

|   |   |   |
|---|---|---|
| <b>ISIN</b><br>IE0005NMTKY4   |   |   |
| <b>Investment objective:</b> The objective of the Sub-Fund is to achieve a long-term return in excess of the Benchmark by actively investing primarily in a portfolio of global government and government related debt securities.  |   |   |
| <b>Investment policy:</b> The Sub-Fund pursues an actively-managed investment strategy.   |   |   |
| <b>Investment approach</b>  |   |   |
| <ul style="list-style-type: none"> <li>• Uses a globally integrated research driven investment process that focuses on analysing fundamental, quantitative and technical factors across countries, sectors and issuers.</li> <li>• Targets diversified sources of portfolio return – including duration arrangement, yield curve positioning, inflation and cross markets trades.</li> <li>• Invests in global government and government related debt.</li> </ul> |   |   |
| <b>Investor profile:</b> Typical investors in the Sub-Fund are expected to be those who seek exposure to the market covered by the Benchmark and a broadly diversified global government bond investment with positive environmental and/or social characteristics that follow good governance practices and an overlay of ESG integration and values and norms-based screening of its investment universe.   |   |   |
| <b>Portfolio manager(s)</b>   | <b>Share class</b>                                      | <b>Class launch</b>   |
| Seamus Mac Gorain<br>Iain Stealey<br>Kim Crawford   | <b>currency</b> USD<br><b>Fund assets</b><br>USD 687.1m | 4 Jun 2025<br><b>Domicile</b> Ireland<br><b>Shares outstanding</b><br>236,294 |
| <b>Fund reference</b>   | <b>Fund launch</b>                                      | <b>Ongoing charge</b> 0.23%   |
| <b>currency</b> USD   | 4 Jun 2025  |   |
|   | <b>NAV</b> USD 9.9678                                   |   |
| <b>ESG information</b>  |   |   |
| <b>ESG approach - ESG Promote</b><br>Promotes environmental and / or social characteristics.  |   |   |
| <b>SFDR classification: Article 8</b><br>"Article 8" strategies promote social and/or environmental characteristics, but do not have sustainable investing as a core objective.   |   |   |

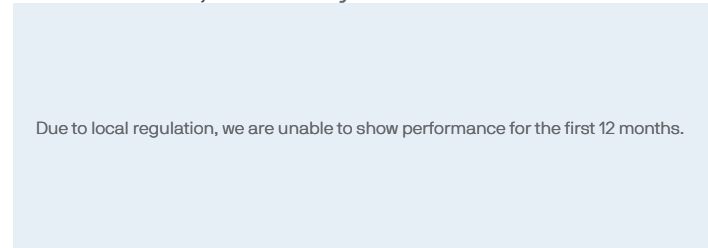
## Fund ratings *As at 31 May 2026*

Morningstar Category™ Global Government Bond

## Performance

- 1 **Class:** JPM Global Government Bond Active UCITS ETF - USD (dist)
- 2 **Benchmark:** Bloomberg Global Aggregate Treasuries Index Total Return USD Unhedged

### Growth of USD 100,000 *Calendar years*



### Calendar Year Performance (%)

|   | 2016 | 2017 | 2018 | 2019 | 2020 | 2021 | 2022 | 2023 | 2024 | 2025 |
|---|------|------|------|------|------|------|------|------|------|------|
| 1 | -    | -    | -    | -    | -    | -    | -    | -    | -    | -    |
| 2 | -    | -    | -    | -    | -    | -    | -    | -    | -    | -    |

### Return (%)

|   | Cumulative |          |        |     | Annualised |         |        |
|---|------------|----------|--------|-----|------------|---------|--------|
|   | 1 month    | 3 months | 1 year | YTD | 3 years    | 5 years | Launch |
| 1 | -          | -        | -      | -   | -          | -       | -      |
| 2 | -          | -        | -      | -   | -          | -       | -      |

### Performance Disclosures

**Past performance is not a guide to current and future performance. The value of your investments and any income from them may fall as well as rise and you may not get back the full amount you invested.**

### ESG

For more information on our approach to sustainable investing at J.P. Morgan Asset Management please visit <https://am.jpmorgan.com/lu/esg>

## Dividend History

| Amount   | Record Date | Payment Date | Mth Dividend Yield | Annualised yield |
|----------|-------------|--------------|--------------------|------------------|
| \$0.1313 | 16 Jan 2026 | 06 Feb 2026  | 1.32 %             | 2.65 %           |

## Holdings

| TOP 10   | Coupon rate | Maturity date | %of assets |
|--|-------------|---------------|------------|
| Government of France (France)                    | 2.750       | 25/02/2029    | 5.4        |
| US Treasury (United States)                      | 3.250       | 30/06/2029    | 3.7        |
| Japan Bank For International Cooperation (Japan) | 3.125       | 22/04/2031    | 2.5        |
| US Treasury (United States)                      | 4.625       | 15/02/2046    | 2.2        |
| Bank Gospodarstwa Krajowego (Poland)             | 5.750       | 09/07/2034    | 2.2        |
| US Treasury (United States)                      | 4.000       | 31/07/2029    | 1.6        |
| Commonwealth of Australia (Australia)            | 4.750       | 21/10/2037    | 1.5        |
| Government of France (France)                    | 5.500       | 25/04/2029    | 1.4        |
| Government of China (China)                      | 1.870       | 15/09/2031    | 1.3        |
| Government of Japan (Japan)                      | 1.600       | 20/12/2030    | 1.0        |

### Bond quality breakdown (%)

|             |                            |
|-------------|----------------------------|
| AAA: 9.08%  | Average duration: 7.11 yrs |
| AA: 23.06%  | Yield to maturity: 3.64%   |
| A: 53.09%   |                            |
| BBB: 12.61% |                            |
| Cash: 2.16% |                            |

The shown yield-to-maturity is calculated as of 31/05/26 and does not take into account costs, changes in the portfolio, market fluctuations and potential defaults. The yield to maturity is an indication only and is subject to change.

Figures shown may not add up to 100 due to rounding.

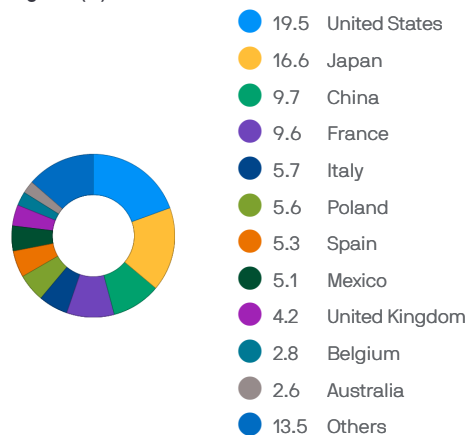
### Value at Risk (Var)

| As at 29 May 2026 | Fund  | Benchmark |
|-------------------|-------|-----------|
| VaR               | 3.96% | 3.79%     |

### Trading information

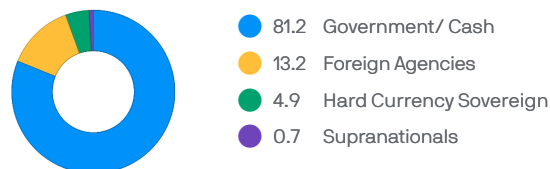
| Stock exchange        | Exchange ticker | Trading currency | Bloomberg ticker | Reuters RIC | SEDOL   |
|-----------------------|-----------------|------------------|------------------|-------------|---------|
| London Stock Exchange | JGUV            | USD              | JGUV LN          | JGUV.L      | BTWS639 |
| London Stock Exchange | JGVU            | GBP              | JGVU LN          | JGVU.L      | BMFLFC8 |

### Regions (%)



Figures shown may not add up to 100 due to rounding.

### Sectors (%)



Figures shown may not add up to 100 due to rounding.

### Number of Holdings

500

## Key risks

The value of your investment may fall as well as rise and you may get back less than you originally invested.

Government debt securities, including those issued by local governments and government agencies, are subject to market risk, interest rate risk and credit risk. Governments may default on their sovereign debt and holders of sovereign debt (including the Sub-Fund) may be requested to participate in the rescheduling of such debt and to extend further loans to governmental entities. There is no bankruptcy proceeding by which sovereign debt on which a government has defaulted may be collected in whole or in part. Global economies are highly dependent on one another and the consequences of the default of any sovereign state may be severe and far reaching and could result in substantial losses to the Sub-Fund.

The value of debt securities may change significantly depending on economic and interest rate conditions as well as the credit worthiness of the issuer. Issuers of debt securities may fail to meet payment obligations or the credit rating of debt securities may be downgraded. These risks are typically increased for below investment grade debt securities which may also be subject to higher volatility and lower liquidity than investment grade debt securities. The credit worthiness of unrated debt securities is not measured by reference to an independent credit rating agency.

Emerging markets may be subject to increased political, regulatory and economic instability, less developed custody and settlement practices, poor transparency and greater financial risks. Emerging market and below investment grade debt securities may also be subject to higher volatility and lower liquidity than non-emerging market and investment grade debt securities respectively. Investments in onshore debt securities issued within the PRC through Bond Connect are subject to regulatory change and operational constraints which may result in increased counterparty risk. Market volatility and potential lack of liquidity due to low trading volumes may cause prices of bonds to fluctuate significantly.

Sustainability risk may materially negatively impact the financial condition or operating performance of an issuer and therefore the value of that investment. In addition, it may increase the Sub-Fund's volatility and/or magnify pre-existing risks to the Sub-Fund. The Sub-Fund seeks to provide a return above the Benchmark; however the Sub-Fund may underperform the Benchmark. Further information about risks can be found in the "Risk Information" section of the Prospectus.

### General Disclosures

Before investing, obtain and review the current prospectus, Key Information Document (KID) and any applicable local offering document. These documents, as well as the sustainability-related disclosures, the annual and semi-annual reports and the articles of incorporation, are available in English free from your financial adviser, your J.P. Morgan Asset Management regional contact, the fund's issuer (see below) or at

[www.jpmorganassetmanagement.ie](http://www.jpmorganassetmanagement.ie). A summary of investor rights is available in English at <https://am.jpmorgan.com/lu/investor-rights>. J.P. Morgan Asset Management may decide to terminate the arrangements made for the marketing of its collective investment undertakings.

This material should not be considered as advice or an investment recommendation. Fund holdings and performance are likely to have changed since the report date.

To the extent permitted by applicable law, we may record telephone calls and monitor electronic communications to comply with our legal and regulatory obligations and internal policies. Personal data will be collected, stored and processed by J.P. Morgan Asset Management in accordance with our EMEA Privacy Policy [www.jpmorgan.com/emea-privacy-policy](http://www.jpmorgan.com/emea-privacy-policy)

For additional information on the sub-fund's target market please refer to the Prospectus.

The ETF is listed in the international quotation system of the Mexican Stock Exchange ("Sistema internacional de cotizaciones de la bolsa Mexicana de valores"). The registration does not imply a certification of the performance of the ETF.

### Contact Details

For further Information on JPMorgan AM ETFs please contact us on +44 (0) 20 7134 3942 or on [Jpmam\\_etf@jpmorgan.com](mailto:Jpmam_etf@jpmorgan.com).

Risk Indicator - The risk indicator assumes you keep the product for 5 year(s). The risk of the product may be significantly higher if held for less than the recommended holding period.

The ongoing charge is the charge used in the EU PRIIPs KID. This charge represents the total cost of managing and operating the fund, including management fees, administrative costs, and other expenses (excluding transaction costs). The breakdown of costs are the max as detailed in the fund's prospectus. For more detailed information, please refer to the fund's prospectus and the PRIIPs KID available on our website.

### Performance information

Source: J.P. Morgan Asset Management. Share class performance is shown based on the NAV (net asset value) of the share class with income (gross) reinvested including actual ongoing charges excluding any entry and exit fees.

The return of your investment may change as a result of currency fluctuations if your investment is made in a currency other than that used in the past performance calculation.

Indices do not include fees or operating expenses and you cannot invest in them.

The benchmark is for comparative purposes only unless specifically referenced in the Sub-Funds' Investment Objective and Policy.

Dividend income shown is gross of any applicable tax.

### Holdings information

Maturity Date refers to the maturity/reset date of the security. For those securities whose reference coupon rate is adjusted at least every 397 days, the date of the next coupon rate adjustment is shown.

Not rated includes marked-to-market impact from FX forwards

### Information Sources

Fund information, including performance calculations and other data, is provided by J.P. Morgan Asset Management (the marketing name for the asset management businesses of JPMorgan Chase & Co. and its affiliates worldwide).

All data is as at the document date unless indicated otherwise. © 2026 Morningstar. All Rights Reserved. The information contained herein: (1) is proprietary to Morningstar; (2) may not be copied or distributed; and (3) is not warranted to be accurate, complete or timely. Neither Morningstar nor its content providers are responsible for any damages or losses arising from any use of this information.

### Regional Contact

JPMorgan Asset Management (Europe) S.à r.l., 6, route de Trèves, L-2633 Senningerberg, Luxembourg. B27900, corporate capital EUR 10.000.000.

### Issuer

JPMorgan Asset Management (Europe) S.à r.l., 6, route de Trèves, L-2633 Senningerberg, Luxembourg. B27900, corporate capital EUR 10.000.000.

The Sub-Fund is authorised in Ireland and regulated by the Central Bank of Ireland.

### Definitions

NAV Net Asset Value of a fund's assets less its liabilities per Share.