

JPMorgan ETFs (Ireland) ICAV -

USD High Yield Bond Active UCITS ETF

Class: JPM USD High Yield Bond Active UCITS ETF - USD (acc)

Fund overview

ISIN

IE000LZI2UH4

Investment objective:

The objective of the Sub-Fund is to achieve a long-term return in excess of the Benchmark by actively investing primarily in a portfolio of USD-denominated below investment grade corporate debt securities.

Investment policy:

The Sub-Fund pursues an actively-managed investment strategy.

Investment approach

- Uses a globally integrated research driven investment process that focuses on analysing fundamental, quantitative and technical factors across sectors and issuers.
- Bottom-up security selection approach based on assessing relative value across the USD-denominated developed market high yield issuers.

Investor profile:

Typical investors in the Sub-Fund are expected to be those who seek exposure to the market covered by the Benchmark and a broadly diversified USD-denominated below investment grade corporate bond investment. Investors may also be seeking investments with positive environmental and/or social characteristics that follow good governance practices and an overlay of ESG integration and values and norms-based screening of its investment universe.

Portfolio manager(s)	Share class	Class launch
Robert Cook	currency USD	26 Nov 2024
Thomas Hauser	Fund assets	Domicile Ireland
Jeffrey Lovell	USD 275.2m	Shares outstanding
John Lux	Fund launch	23,480,500
Edward Gibbons	26 Nov 2024	Ongoing charge 0.45%
Fund reference	NAV USD 10.0581	
currency USD		

ESG information

ESG approach - ESG Promote

Promotes environmental and / or social characteristics.

SFDR classification: Article 8

"Article 8" strategies promote social and/or environmental characteristics, but do not have sustainable investing as a core objective.

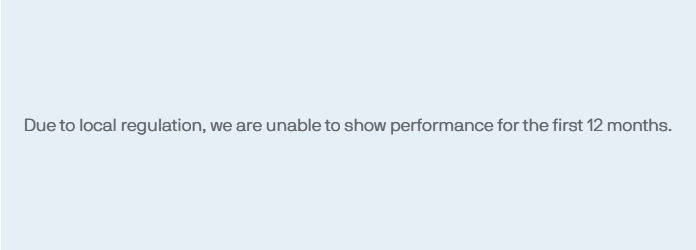
Fund ratings *As at 30 April 2025*

Morningstar Category™ USD High Yield Bond

Performance

- 1 Class: JPM USD High Yield Bond Active UCITS ETF - USD (acc)
- 2 Benchmark: ICE BofA US High Yield Constrained Index

Growth of USD 100,000 *Calendar years*



Calendar Year Performance (%)											
	2015	2016	2017	2018	2019	2020	2021	2022	2023	2024	
1	-	-	-	-	-	-	-	-	-	-	
2	-	-	-	-	-	-	-	-	-	-	

Return (%)							
Cumulative				Annualised			
	1 month	3 months	1 year	YTD	3 years	5 years	Launch
1	-	-	-	-	-	-	-
2	-	-	-	-	-	-	-

Performance Disclosures

Past performance is not a guide to current and future performance. The value of your investments and any income from them may fall as well as rise and you may not get back the full amount you invested.

ESG

For more information on our approach to sustainable investing at J.P. Morgan Asset Management please visit <https://am.jpmorgan.com/lu/esg>

Holdings

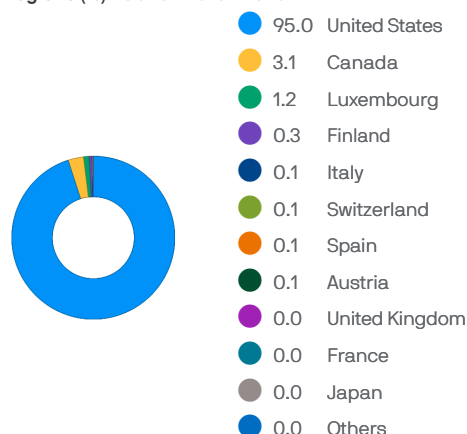
TOP 10 As at 30 April 2025	Coupon rate	Maturity date	Sector	% of assets
CCO HLDGS LLC/C 4.75% 03/01/30 (United States)	4.750	01/03/2030	Corporate	1.3
SIRIUS XM RADIO LL 4% 07/15/28 (United States)	4.000	15/07/2028	Corporate	1.1
CCO HLDGS LLC/C 4.25% 02/01/31 (United States)	4.250	01/02/2031	Corporate	1.1
FORD MOTOR CREDIT V/R 03/06/26 (United States)	7.296	06/03/2026	Corporate	1.0
INTELSAT JACKSON 6.5% 03/15/30 (Luxembourg)	6.500	15/03/2030	Corporate	0.9
FORD MOTOR CRE 6.798% 11/07/28 (United States)	6.798	07/11/2028	Corporate	0.9
CCO HLDGS LLC/CA 4.5% 08/15/30 (United States)	4.500	15/08/2030	Corporate	0.8
CCO HLDGS LLC/CAP 5% 02/01/28 (United States)	5.000	01/02/2028	Corporate	0.8
ENTEGRIS INC 5.95% 06/15/30 (United States)	5.950	15/06/2030	Corporate	0.7
DISH DBS CORP 5.25% 12/01/26 (United States)	5.250	01/12/2026	Corporate	0.7

Bond quality breakdown (%) As at 31 March 2025

BBB: 4.30%	Corporate Bonds: 97.74%
< BBB: 93.45%	Average duration: 3.11 yrs
Cash: 2.26%	Yield to maturity: 7.35%
	Average maturity: 4.38 yrs

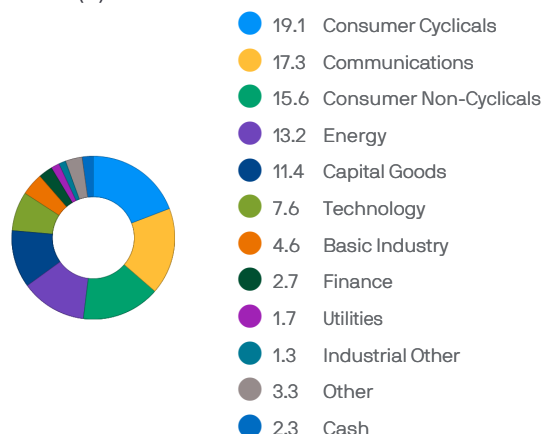
Figures shown may not add up to 100 due to rounding.

Regions (%) As at 31 March 2025



Figures shown may not add up to 100 due to rounding.

Sectors (%) As at 31 March 2025



Figures shown may not add up to 100 due to rounding.

Number of Holdings

385

Trading information

Stock exchange	Exchange ticker	Trading currency	Bloomberg ticker	Reuters RIC	SEDOL
London Stock Exchange	JPHY	USD	JPHY LN	JPHY.L	BQB7XF7
London Stock Exchange	JPYH	GBP	JPYH LN	JPYH.L	BP2V4J2
Six Swiss Exchange	JPHY	USD	JPHY SW	JPHY.S	BQFJY78
Deutsche Borse	JPUA	EUR	JPUA GY	JPUA.DE	BQFJY89
Borsa Italiana	JPHY	EUR	JPHY IM	JPHY.MI	BQFJY90

Key risks

The value of your investment may fall as well as rise and you may get back less than you originally invested.

The value of debt securities may change significantly depending on economic and interest rate conditions as well as the credit worthiness of the issuer. Issuers of debt securities may fail to meet payment obligations or the credit rating of debt securities may be downgraded. These risks are typically increased for below investment grade debt securities which may also be subject to higher volatility and lower liquidity than investment grade debt securities.

Convertible bonds are subject to the credit, interest rate and market risks associated with both debt and equity securities and to risks specific to convertible securities. Convertible bonds may also be subject to lower liquidity than the underlying equity securities.

Contingent convertible debt securities are likely to be adversely impacted should specific trigger events occur (as specified in the contract terms of the issuing company). This may be as a result of the security converting to equities at a discounted share price, the value of the security being written down, temporarily or permanently, and/or coupon payments ceasing or being deferred.

Emerging markets may be subject to increased political, regulatory and economic instability, less developed custody and settlement practices, poor transparency and greater financial risks. Emerging market and below investment grade debt securities may also be subject to higher volatility and lower liquidity than non-emerging market and investment grade debt securities respectively.

Sustainability risk may materially negatively impact the financial condition or operating performance of an issuer and therefore the value of that investment. In addition, it may increase the Sub-Fund's volatility and/or magnify pre-existing risks to the Sub-Fund.

The Sub-Fund seeks to provide a return above the Benchmark; however the Sub-Fund may underperform the Benchmark.

Further information about risks can be found in the "Risk Information" section of the Prospectus.

General Disclosures

Before investing, obtain and review the current prospectus, Key Information Document (KID) and any applicable local offering document. These documents, as well as the sustainability-related disclosures, the annual and semi-annual reports and the articles of incorporation, are available in English free from your financial adviser, your J.P. Morgan Asset Management regional contact, the fund's issuer (see below) or at www.jpmmorganassetmanagement.ie. A summary of investor rights is available in English at <https://am.jpmmorgan.com/lu/investor-rights>. J.P. Morgan Asset Management may decide to terminate the arrangements made for the marketing of its collective investment undertakings.

This material should not be considered as advice or an investment recommendation. Fund holdings and performance are likely to have changed since the report date.

To the extent permitted by applicable law, we may record telephone calls and monitor electronic communications to comply with our legal and regulatory obligations and internal policies. Personal data will be collected, stored and processed by J.P. Morgan Asset Management in accordance with our EMEA Privacy Policy www.jpmmorgan.com/emea-privacy-policy

For additional information on the sub-fund's target market please refer to the Prospectus.

The ETF is listed in the international quotation system of the Mexican Stock Exchange ("Sistema internacional de cotizaciones de la bolsa Mexicana de valores"). The registration does not imply a certification of the performance of the ETF.

Contact Details

For further Information on JPMorgan AM ETFs please contact us on +44 (0) 20 7134 3942 or on jpmam-etf@jpmorgan.com.

Risk Indicator - The risk indicator assumes you keep the product for 5 year(s). The risk of the product may be significantly higher if held for less than the recommended holding period.

The ongoing charge is the charge used in the EU PRIIPs KID. This charge represents the total cost of managing and operating the fund, including management fees, administrative costs, and other expenses (excluding transaction costs). The breakdown of costs are the max as detailed in the fund's prospectus. For more detailed information, please refer to the fund's prospectus and the PRIIPs KID available on our website.

Performance information

Source: J.P. Morgan Asset Management. Share class performance is shown based on the NAV (net asset value) of the share class with income (gross) reinvested including actual ongoing charges excluding any entry and exit fees. Performance is shown based on the NAV which may not be the same as the market price of the ETF. Individual shareholders may realise returns that are different to the NAV based returns.

The return of your investment may change as a result of currency fluctuations if your investment is made in a currency other than that used in the past performance calculation.

Indices do not include fees or operating expenses and you cannot invest in them. Investors should note that the benchmark data presented is expressed in the fund's base currency, which may be different from the currency in which the share class performance data is presented. Investors should exercise caution when comparing the benchmark data with share class performance data that are in different currencies, as currency fluctuations can contribute to differences in performance outcomes.

The benchmark is for comparative purposes only unless specifically referenced in the Sub-Funds' Investment Objective and Policy.

Information Sources

Fund information, including performance calculations and other data, is provided by J.P. Morgan Asset Management (the marketing name for the asset management businesses of JPMorgan Chase & Co. and its affiliates worldwide).

All data is as at the document date unless indicated otherwise. © 2025 Morningstar. All Rights Reserved. The information contained herein: (1) is proprietary to Morningstar; (2) may not be copied or distributed; and (3) is not warranted to be accurate, complete or timely. Neither Morningstar nor its content providers are responsible for any damages or losses arising from any use of this information.

Regional Contact

JPMorgan Asset Management (Europe) S.à r.l., 6, route de Trèves, L-2633 Senningerberg, Luxembourg. B27900, corporate capital EUR 10.000.000.

Issuer

JPMorgan Asset Management (Europe) S.à r.l., 6, route de Trèves, L-2633 Senningerberg, Luxembourg. B27900, corporate capital EUR 10.000.000.

The Sub-Fund is authorised in Ireland and regulated by the Central Bank of Ireland.

Definitions

NAV Net Asset Value of a fund's assets less its liabilities per Share.