

JPMorgan ETFs (Ireland) ICAV -

EUR Aggregate Bond Active UCITS ETF

Class: JPM EUR Aggregate Bond Active UCITS ETF - EUR (acc)

Fund overview

ISIN
IE00049TNTV6

Investment objective: The objective of the Sub-Fund is to achieve a long-term return in excess of Bloomberg Euro Aggregate Index Total Return EUR Unhedged ("the Benchmark") by actively investing primarily in a portfolio of Euro-denominated investment grade debt securities, using financial derivative instruments to gain exposure to underlying assets, where appropriate.

Investment policy: The Sub-Fund pursues an actively-managed investment strategy.

Investment approach

- Uses a globally integrated, research driven investment process that focuses on analysing fundamental, quantitative and technical factors across countries, sectors and issuers
- Combines top-down asset allocation and bottom-up security selection targeting diversified sources of portfolio return – including sector rotation, security selection, currencies and yield curve positioning.
- Invests across all sectors of EUR-denominated investment grade debt which includes government, government related, corporate, emerging markets and securitized debt.
- May also invest in high yield and currency exposure is typically hedged back to the currency weights of the benchmark.

Investor profile: Typical investors in the Sub-Fund are expected to be those who seek exposure to the market covered by the Benchmark and a broadly diversified Euro-denominated investment grade bond investment. Investors may also be seeking investments with positive environmental and/or social characteristics that follow good governance practices and an overlay of ESG integration and values and norms-based screening of its investment universe.

Portfolio manager(s) Myles Bradshaw Viren Patel Iain Stealey Seamus Mac Gorain Andreas Michalitsianos	Fund reference currency EUR Share class currency EUR Fund assets EUR 48.9m Fund launch 21 Jan 2025	NAV EUR 10.0562 Class launch 21 Jan 2025 Domicile Ireland Shares outstanding 2,788,020 Ongoing charge 0.30%
---	---	--

ESG information

ESG approach - ESG Promote

Promotes environmental and / or social characteristics.

SFDR classification: Article 8

"Article 8" strategies promote social and/or environmental characteristics, but do not have sustainable investing as a core objective.

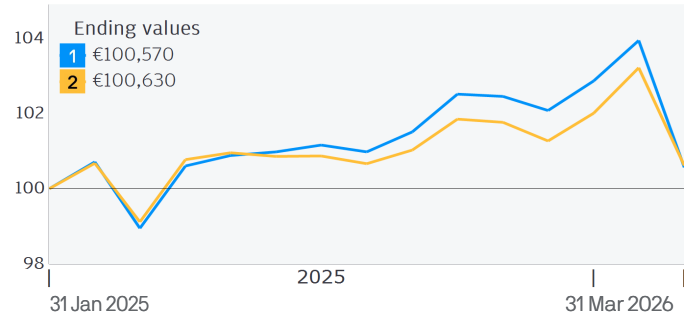
Fund ratings *As at 31 March 2026*

Morningstar Category™ EUR Diversified Bond

Performance

- 1 Class:** JPM EUR Aggregate Bond Active UCITS ETF - EUR (acc)
- 2 Benchmark:** Bloomberg Euro Aggregate Index Total Return EUR Unhedged

Growth of EUR 100,000 *Calendar years*



Calendar Year Performance (%)

	2016	2017	2018	2019	2020	2021	2022	2023	2024	2025
1	-	-	-	-	-	-	-	-	-	-
2	-	-	-	-	-	-	-	-	-	-

Return (%)

	Cumulative				Annualised		
	1 month	3 months	1 year	YTD	3 years	5 years	Launch
1	-3.24	-1.49	1.63	-1.49	-	-	0.92
2	-2.52	-0.64	1.51	-0.64	-	-	0.95

Performance Disclosures

Past performance is not a guide to current and future performance. The value of your investments and any income from them may fall as well as rise and you may not get back the full amount you invested.

ESG

For more information on our approach to sustainable investing at J.P. Morgan Asset Management please visit <https://am.jpmorgan.com/lu/esg>

Holdings

TOP 10	Coupon rate	Maturity date	% of assets
Government of France (France)	2.700	25/02/2031	8.7
Government of Italy (Italy)	3.650	01/08/2035	5.7
Government of Italy (Italy)	4.300	01/10/2054	5.5
Government of Germany (Germany)	2.200	10/10/2030	5.3
Government of Germany (Germany)	2.100	15/03/2028	5.0
Hellenic Republic Ministry of Finance (Greece)	3.375	16/06/2036	4.6
Government of Germany (Germany)	2.600	15/08/2035	3.4
Kingdom of the Netherlands (Netherlands)	0.750	15/07/2028	3.1
Government of France (France)	3.500	25/11/2035	2.9
Government of Germany (Germany)	2.000	16/12/2027	2.4

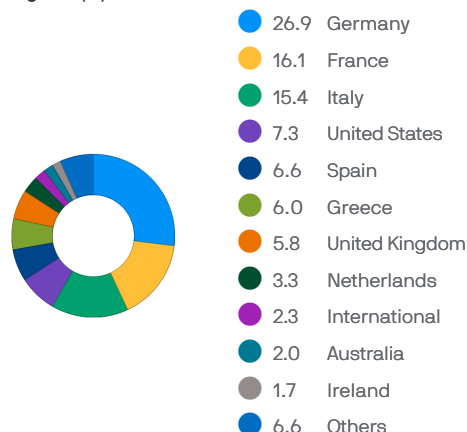
Bond quality breakdown (%)

AAA: 28.57%	Corporate Bonds: 34.59%
AA: 13.46%	Average duration: 6.58 yrs
A: 20.47%	Yield to maturity: 3.77%
BBB: 34.88%	Average maturity: 9.94 yrs
< BBB: 0.45%	
Non Rated: 0.20%	
Cash: 1.97%	

Figures shown may not add up to 100 due to rounding.

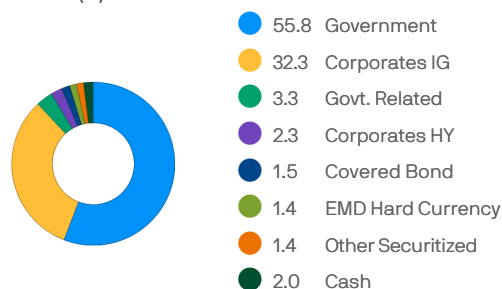
Value at Risk (Var)	Fund	Benchmark
VaR	2.89%	2.59%

Regions (%)



Figures shown may not add up to 100 due to rounding.

Sectors (%)



Figures shown may not add up to 100 due to rounding.

Number of Holdings

151

Trading information

Stock exchange	Exchange ticker	Trading currency	Bloomberg ticker	Reuters RIC	SEDOL
London Stock Exchange	JEAA	EUR	JEAA LN	JEAA.L	BQSB556
London Stock Exchange	JAEP	GBP	JAEP LN	JAEP.L	BQSB567
Borsa Italiana	JEAA	EUR	JEAA IM	JEAA.MI	BRDWJZ9
Deutsche Borse	JEAA	EUR	JEAA GY	JEAA.DE	BRDWK01
Six Swiss Exchange	JEAA	EUR	JEAA SW	JEAA.S	BRDWK12

Key risks

The value of your investment may fall as well as rise and you may get back less than you originally invested.

The value of debt securities may change significantly depending on economic and interest rate conditions as well as the credit worthiness of the issuer. Issuers of debt securities may fail to meet payment obligations or the credit rating of debt securities may be downgraded. These risks are typically increased for below investment grade debt securities which may also be subject to higher volatility and lower liquidity than investment grade debt securities. The credit worthiness of unrated debt securities is not measured by reference to an independent credit rating agency.

Emerging markets may be subject to increased political, regulatory and economic instability, less developed custody and settlement practices, poor transparency and greater financial risks. Emerging market and below investment grade debt securities may also be subject to higher volatility and lower liquidity than non-emerging market and investment grade debt securities respectively.

Convertible bonds are subject to the credit, interest rate and market risks stated above associated with both debt and equity securities, and to risks specific to convertible securities. Convertible bonds may also be subject to lower liquidity than the underlying equity securities. Contingent convertible debt securities are likely to be adversely impacted should specific trigger events occur (as specified in the contract terms of the issuing company). This may be as a result of the security converting to equities at a discounted share price, the value of the security being written down, temporarily or permanently, and/or coupon payments ceasing or being deferred.

Mortgage-backed and asset-backed securities (MBS and ABS) depend on the cash flows from a specified pool of financial assets (i.e. mortgages in the case of MBS) and are subject to greater credit and interest rate risk and may be more volatile than other bonds. In addition, investments in MBS and ABS may be less liquid than investments in other bonds.

The value of financial derivative instruments can be volatile. This is because a small movement in the value of the underlying asset can cause a large movement in the value of the financial derivative instrument and therefore, investment in such instruments may result in losses in excess of the amount invested by the Sub-Fund.

Sustainability risk may materially negatively impact the financial condition or operating performance of an issuer and therefore the value of that investment. In addition, it may increase the Sub-Fund's volatility and/or magnify pre-existing risks to the Sub-Fund.

The Sub-Fund seeks to provide a return above the Benchmark; however the Sub-Fund may underperform the Benchmark.

Further information about risks can be found in the "Risk Information" section of the Prospectus.

General Disclosures

Before investing, obtain and review the current prospectus, Key Information Document (KID) and any applicable local offering document. These documents, as well as the sustainability-related disclosures, the annual and semi-annual reports and the articles of incorporation, are available in English free from your financial adviser, your J.P. Morgan Asset Management regional contact, the fund's issuer (see below) or at www.jpmorganassetmanagement.ie. A summary of investor rights is available in English at <https://am.jpmorgan.com/lu/investor-rights>. J.P. Morgan Asset Management may decide to terminate the arrangements made for the marketing of its collective investment undertakings.

This material should not be considered as advice or an investment recommendation. Fund holdings and performance are likely to have changed since the report date.

To the extent permitted by applicable law, we may record telephone calls and monitor electronic communications to comply with our legal and regulatory obligations and internal policies. Personal data will be collected, stored and processed by J.P. Morgan Asset Management in accordance with our EMEA Privacy Policy www.jpmorgan.com/emea-privacy-policy

For additional information on the sub-fund's target market please refer to the Prospectus.

The ETF is listed in the international quotation system of the Mexican Stock Exchange ("Sistema internacional de cotizaciones de la bolsa Mexicana de valores"). The registration does not imply a certification of the performance of the ETF.

Contact Details

For further information on JPMorgan AM ETFs please contact us on +44 (0) 20 7134 3942 or on Jpmam_etf@jpmorgan.com.

Risk Indicator - The risk indicator assumes you keep the product for 5 year(s). The risk of the product may be significantly higher if held for less than the recommended holding period.

The ongoing charge is the charge used in the EU PRIIPs KID. This charge represents the total cost of managing and operating the fund, including management fees, administrative costs, and other expenses (excluding transaction costs). The breakdown of costs are the max as detailed in the fund's prospectus. For more detailed information, please refer to the fund's prospectus and the PRIIPs KID available on our website.

Performance information

Source: J.P. Morgan Asset Management. Share class performance is shown based on the NAV (net asset value) of the share class with income (gross) reinvested including actual ongoing charges excluding any entry and exit fees. Performance is shown based on the NAV which may not be the same as the market price of the ETF. Individual shareholders may realise returns that are different to the NAV based returns.

The return of your investment may change as a result of currency fluctuations if your investment is made in a currency other than that used in the past performance calculation.

Indices do not include fees or operating expenses and you cannot invest in them. Investors should note that the benchmark data presented is expressed in the fund's base currency, which may be different from the currency in which the share class performance data is presented. Investors should exercise caution when comparing the benchmark data with share class performance data that are in different currencies, as currency fluctuations can contribute to differences in performance outcomes.

The benchmark is for comparative purposes only unless specifically referenced in the Sub-Funds' Investment Objective and Policy.

Information Sources

Fund information, including performance calculations and other data, is provided by J.P. Morgan Asset Management (the marketing name for the asset management businesses of JPMorgan Chase & Co. and its affiliates worldwide).

All data is as at the document date unless indicated otherwise.

© 2026 Morningstar. All Rights Reserved. The information contained herein: (1) is proprietary to Morningstar; (2) may not be copied or distributed; and (3) is not warranted to be accurate, complete or timely. Neither Morningstar nor its content providers are responsible for any damages or losses arising from any use of this information.

Regional Contact

JPMorgan Asset Management (Europe) S.à r.l., 6, route de Trèves, L-2633 Senningerberg, Luxembourg. B27900, corporate capital EUR 10.000.000.

Issuer

JPMorgan Asset Management (Europe) S.à r.l., 6, route de Trèves, L-2633 Senningerberg, Luxembourg. B27900, corporate capital EUR 10.000.000.

The Sub-Fund is authorised in Ireland and regulated by the Central Bank of Ireland.

Definitions

NAV Net Asset Value of a fund's assets less its liabilities per Share.