

JPMorgan ETFs (Ireland) ICAV -

All Country Research Enhanced Index Equity Active UCITS ETF

Class: JPM All Country Research Enhanced Index Equity Active UCITS ETF - EUR (acc)

Fund overview

ISIN
IE000T4LTZ00

Investment objective: The objective of the Sub-Fund is to achieve a long-term return in excess of MSCI ACWI Index ("the Benchmark") by actively investing primarily in a portfolio of large and mid-capitalisation companies, globally.

Investment policy: The Sub-Fund pursues an actively-managed investment strategy. The Sub-Fund aims to invest at least 67% of its assets (excluding assets held for ancillary liquidity purposes) in equity securities of companies, globally. Companies issuing these securities may be located in any country, including developed and emerging markets. The Sub-Fund may also invest in small-capitalisation companies to a limited extent.

Investment approach

- Uses a fundamental, bottom-up stock selection process.
- Enhanced index approach that builds a portfolio in reference to the benchmark by overweighting securities with the highest potential to outperform and underweighting securities considered most overvalued.
- Diversified portfolio with disciplined, risk-controlled portfolio construction.
- Applies values and norms based screening and implements minimum investment thresholds on companies with positive

Investor profile: Typical investors in the Sub-Fund are expected to be investors who want to take broad market exposure to global developed and emerging market stock markets, who seek to benefit from potential excess returns with similar risks to investing in securities representing the Benchmark and who are prepared to accept the risks associated with an investment of this type, including the volatility of such market.

Portfolio manager(s)	Share class	Class launch
Piera Elisa Grassi	currency EUR	10 Dec 2024
Raffaele Zingone	Fund assets	Domicile Ireland
Lina Nassar	USD 259.6m	Shares outstanding
Fund reference	Fund launch	26,600
currency USD	10 Dec 2024	Ongoing charge 0.25%
	NAV EUR 24.8707	

ESG information

ESG approach - ESG Promote
Promotes environmental and / or social characteristics.

SFDR classification: Article 8
"Article 8" strategies promote social and/or environmental characteristics, but do not have sustainable investing as a core objective.

Fund ratings *As at 31 January 2026*

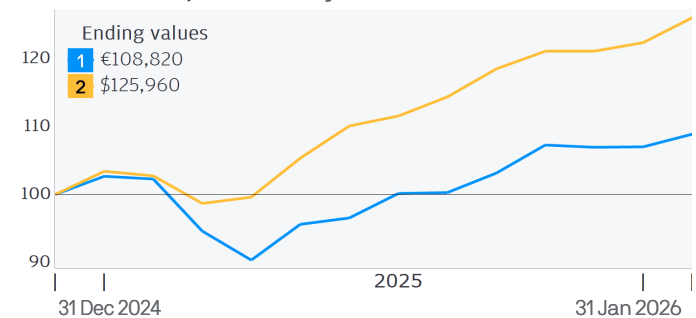
Morningstar Category™ Global Large-Cap Blend Equity

Performance

1 Class: JPM All Country Research Enhanced Index Equity Active UCITS ETF - EUR (acc)

2 Benchmark: MSCI ACWI Index

Growth of EUR 100,000 *Calendar years*



Calendar Year Performance (%)											
	2016	2017	2018	2019	2020	2021	2022	2023	2024	2025	
1	-	-	-	-	-	-	-	-	-	6.97	
2	-	-	-	-	-	-	-	-	-	22.34	

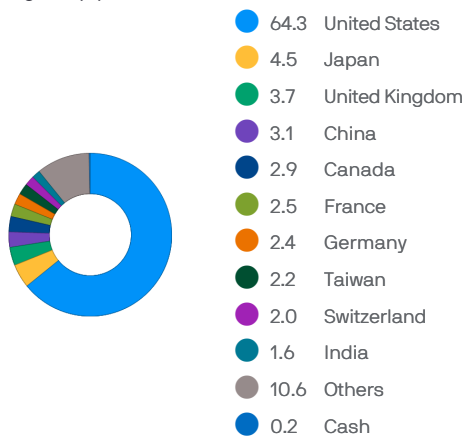
Return (%)							
Cumulative				Annualised			
	1 month	3 months	1 year	YTD	3 years	5 years	Launch
1	1.74	1.43	6.00	1.74	-	-	6.19
2	2.96	4.03	21.87	2.96	-	-	19.35

Performance Disclosures
Past performance is not a guide to current and future performance. The value of your investments and any income from them may fall as well as rise and you may not get back the full amount you invested.

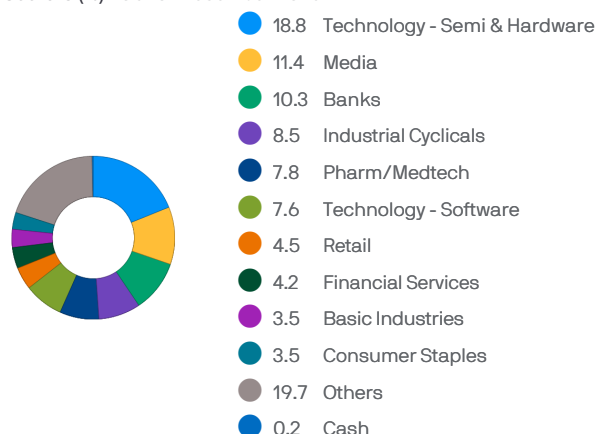
ESG
For more information on our approach to sustainable investing at J.P. Morgan Asset Management please visit <https://am.jpmorgan.com/lu/esg>

Holdings *As at 31 December 2025*

Top 10	Sector	% of assets
Nvidia	Technology - Semi & Hardware	5.1
Apple	Technology - Semi & Hardware	4.4
Microsoft	Technology - Software	4.0
Alphabet	Media	3.5
Amazon.Com	Media	2.6
Meta Platforms	Media	1.7
Broadcom	Technology - Semi & Hardware	1.7
TSMC	Technology - Semi & Hardware	1.3
Tesla	Automobiles & Auto Parts	1.3
Visa	Financial Services	0.9

Regions (%) *As at 31 December 2025*

Figures shown may not add up to 100 due to rounding.

Sectors (%) *As at 31 December 2025*

Figures shown may not add up to 100 due to rounding.

Number of Holdings

959

Trading information

Stock exchange	Exchange ticker	Trading currency	Bloomberg ticker	Reuters RIC	SEDOL
Deutsche Borse	JREW	EUR	JREW GY	JREW.DE	BPLQMQ1

Key risks

The value of your investment may fall as well as rise and you may get back less than you originally invested.

The value of equity securities may go down as well as up in response to the performance of individual companies and general market conditions, sometimes rapidly or unpredictably. If a company goes through bankruptcy or a similar financial restructuring, its shares in issue typically lose most or all of their value.

The Sub-Fund may invest in securities of smaller companies which may be less liquid, more volatile and tend to carry greater financial risk than securities of larger companies.

Emerging markets may be subject to increased political, regulatory and economic instability, less developed custody and settlement practices, poor transparency and greater financial risks. Emerging market currencies may be subject to volatile price movements.

Emerging market securities may also be subject to higher volatility and lower liquidity than developed market securities respectively. Since the instruments held by the Sub-Fund may be denominated in currencies other than the Base Currency, the Sub-Fund may be affected unfavourably by exchange control regulations or fluctuations in currency rates. For this reason, changes in currency exchange rates can affect the value of the Sub-Fund's portfolio and may impact the value of the Shares.

In respect of unhedged Share Classes in a currency other than the Base Currency of the Sub-Fund, the value of the Share Class will be subject to exchange risk in relation to the Base Currency of the Sub-Fund.

Sustainability risk may materially negatively impact the financial condition or operating performance of an issuer and therefore the value of that investment. In addition, it may increase the Sub-Fund's volatility and/or magnify pre-existing risks to the Sub-Fund. The Sub-Fund seeks to provide a return above the Benchmark; however the Sub-Fund may underperform the Benchmark. Further information about risks can be found in the "Risk Information" section of the Prospectus.

General Disclosures

Before investing, obtain and review the current prospectus, Key Information Document (KID) and any applicable local offering document. These documents, as well as the sustainability-related disclosures, the annual and semi-annual reports and the articles of incorporation, are available in English free from your financial adviser, your J.P. Morgan Asset Management regional contact, the fund's issuer (see below) or at www.jpmorganassetmanagement.ie.

A summary of investor rights is available in English at <https://am.jpmorgan.com/lu/investor-rights>. J.P. Morgan Asset Management may decide to terminate the arrangements made for the marketing of its collective investment undertakings.

This material should not be considered as advice or an investment recommendation. Fund holdings and performance are likely to have changed since the report date.

To the extent permitted by applicable law, we may record telephone calls and monitor electronic communications to comply with our legal and regulatory obligations and internal policies. Personal data will be collected, stored and processed by J.P. Morgan Asset Management in accordance with our EMEA Privacy Policy www.jpmorgan.com/emea-privacy-policy

For additional information on the sub-fund's target market please refer to the Prospectus.

The ETF is listed in the international quotation system of the Mexican Stock Exchange ("Sistema internacional de cotizaciones de la bolsa Mexicana de valores"). The registration does not imply a certification of the performance of the ETF.

Contact Details

For further Information on JPMorgan AM ETFs please contact us on +44 (0) 20 7134 3942 or on jpmam-etf@jpmorgan.com.

Risk Indicator - The risk indicator assumes you keep the product for 5 year(s). The risk of the product may be significantly higher if held for less than the recommended holding period.

The ongoing charge is the charge used in the EU PRIIPs KID. This charge represents the total cost of managing and operating the fund, including management fees, administrative costs, and other expenses (excluding transaction costs). The breakdown of costs are the max as detailed in the fund's prospectus. For more detailed information, please refer to the fund's prospectus and the PRIIPs KID available on our website.

Performance information

Source: J.P. Morgan Asset Management. Share class performance is shown based on the NAV (net asset value) of the share class with income (gross) reinvested including actual ongoing charges excluding any entry and exit fees. Performance is shown based on the NAV which may not be the same as the market price of the ETF. Individual shareholders may realise returns that are different to the NAV based returns.

The return of your investment may change as a result of currency fluctuations if your investment is made in a currency other than that used in the past performance calculation.

Indices do not include fees or operating expenses and you cannot invest in them. Investors should note that the benchmark data presented is expressed in the fund's base currency, which may be different from the currency in which the share class performance data is presented. Investors should exercise caution when comparing the benchmark data with share class performance data that are in different currencies, as currency fluctuations can contribute to differences in performance outcomes.

The benchmark is for comparative purposes only unless specifically referenced in the Sub-Funds' Investment Objective and Policy.

Information Sources

Fund information, including performance calculations and other data, is provided by J.P. Morgan Asset Management (the marketing name for the asset management businesses of JPMorgan Chase & Co. and its affiliates worldwide).

All data is as at the document date unless indicated otherwise. © 2025 Morningstar. All Rights Reserved. The information contained herein: (1) is proprietary to Morningstar; (2) may not be copied or distributed; and (3) is not warranted to be accurate, complete or timely. Neither Morningstar nor its content providers are responsible for any damages or losses arising from any use of this information.

Regional Contact

JPMorgan Asset Management (Europe) S.à r.l., 6, route de Trèves, L-2633 Senningerberg, Luxembourg. B27900, corporate capital EUR 10.000.000.

Issuer

JPMorgan Asset Management (Europe) S.à r.l., 6, route de Trèves, L-2633 Senningerberg, Luxembourg. B27900, corporate capital EUR 10.000.000.

The Sub-Fund is authorised in Ireland and regulated by the Central Bank of Ireland.

Definitions

NAV Net Asset Value of a fund's assets less its liabilities per Share.