

JPMorgan ETFs (Ireland) ICAV - UK Equity Core UCITS ETF

Class: JPM UK Equity Core UCITS ETF - GBP (acc)

Fund overview

ISIN
 IE0009YQE5W1

Investment objective: The Sub-Fund aims to achieve a long-term return in excess of the FTSE All-Share Index (Net) (the "Benchmark") by actively investing primarily in a portfolio of UK companies.

Investment policy: The Sub-Fund pursues an actively-managed investment strategy.

Investment approach

- Uses a bottom-up stock selection process.
- The Fund is benchmark aware and aims to moderately overweight the securities with the highest potential to outperform and moderately underweight the securities with the lowest potential to outperform within the benchmark. As a result, at the sector level, weightings may be closely aligned to the benchmark.
- Uses the full breadth of the eligible equity investment universe through a combination of fundamental research insights and quantitative analysis.

Investor profile: Typical investors in the Sub-Fund are expected to be investors who want to take broad market exposure to the UK stock market, who seek to benefit from potential excess returns with similar risks to investing in securities representing the Benchmark and who are prepared to accept the risks associated with an investment of this type, including the volatility of such market.

Portfolio manager(s) James Illsley* Callum Abbot Christopher Llewelyn Richard Morillot *James Illsley will be retired from Spring 2025 and will be removed from the fund then.	Fund reference currency GBP Share class currency GBP Fund assets GBP 224.1m Fund launch 14 Jun 2022 NAV GBP 30.9818	Class launch 14 Jun 2022 Domicile Ireland Shares outstanding 5,772,380 UK reporting status Yes Ongoing charge 0.25%
--	--	--

ESG information

ESG approach - Integrated

ESG Integration is the systematic inclusion of financially material ESG factors, alongside other relevant factors, in investment analysis and investment decisions with the goals of managing risk and improving long-term returns. ESG integration does not by itself change this product's investment objective, exclude specific types of companies or constrain its investable universe. This product is not designed for investors who are looking for a product that meets specific ESG goals or wish to screen out particular types of companies or investments, other than those required by any applicable law such as companies involved in the manufacture, production or supply of cluster munitions.

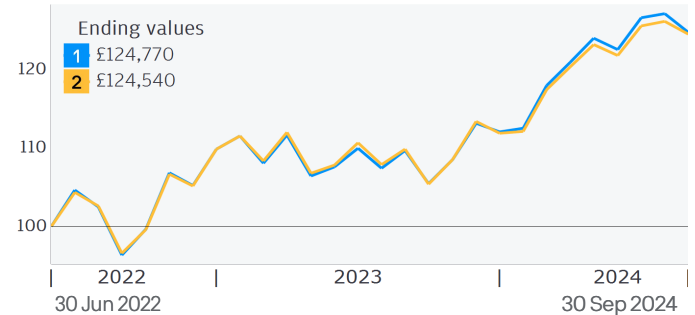
Fund ratings As at 30 September 2024

Morningstar Category™ UK Large-Cap Equity

Performance

- 1 **Class:** JPM UK Equity Core UCITS ETF - GBP (acc)
- 2 **Benchmark:** FTSE All-Share Index (Net)

Growth of GBP 100,000 Calendar years



Quarterly rolling 12-month performance (%)

As at end of September 2024

	2019/2020	2020/2021	2021/2022	2022/2023	2023/2024
1	-	-	-	13.84	13.76
2	-	-	-	13.80	13.36

Calendar Year Performance (%)

	2014	2015	2016	2017	2018	2019	2020	2021	2022	2023
1	-	-	-	-	-	-	-	-	-	7.54
2	-	-	-	-	-	-	-	-	-	7.87

Return (%)

	Cumulative				Annualised		
	1 month	3 months	1 year	YTD	3 years	5 years	Launch
1	-1.86	1.81	13.76	10.26	-	-	9.92
2	-1.29	2.25	13.36	9.82	-	-	9.77

Performance Disclosures

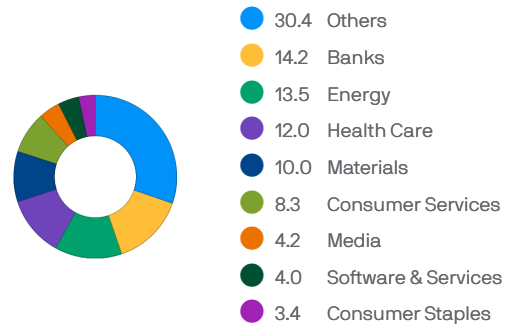
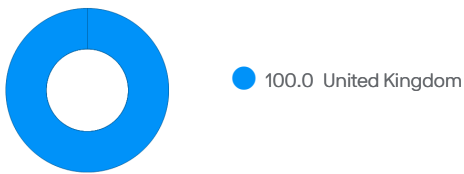
Past performance is not a guide to current and future performance. The value of your investments and any income from them may fall as well as rise and you may not get back the full amount you invested.

ESG

For more information on our approach to sustainable investing at J.P. Morgan Asset Management please visit <https://am.jpmorgan.com/lu/esg>

Holdings *As at 31 August 2024*

Top 10	Sector	% of assets
AstraZeneca	Health Care	8.2
Shell	Energy	7.2
HSBC Holdings	Banks	5.3
Unilever	Consumer Services	4.8
BP	Energy	3.0
GSK	Health Care	2.9
RELX	Media	2.8
British American Tobacco	Consumer Staples	2.3
Rio Tinto	Materials	2.2
National Grid	Energy	2.1

Sectors (%) As at 31 August 2024**Regions (%) As at 31 August 2024****Number of Holdings**

166

Trading information

Stock exchange	Exchange ticker	Trading currency	Bloomberg ticker	Reuters RIC	SEDOL
London Stock Exchange	JUKC	GBX	JUKC LN	JUKC.L	BMHG2F3
Six Swiss Exchange	JUKC	GBP	JUKC SW	JUKC.S	BQ80KM5

Key risks

The value of your investment may fall as well as rise and you may get back less than you originally invested.

The value of equity securities may go down as well as up in response to the performance of individual companies and general market conditions, sometimes rapidly or unpredictably. If a company goes through bankruptcy or a similar financial restructuring, its shares in issue typically lose most or all of their value.

The Sub-Fund may invest in securities of smaller companies which may be less liquid, more volatile and tend to carry greater financial risk than securities of larger companies.

The Sub-Fund seeks to provide a return above the Benchmark; however the Sub-Fund may underperform the Benchmark.

Further information about risks can be found in the "Risk Information" section of the Prospectus.

General Disclosures

Before investing, obtain and review the current prospectus, Key Investor Information Document (KIID), and any applicable local offering document. These documents, as well as the sustainability-related disclosures, the annual and semi-annual reports and the articles of incorporation, are available in English from your financial adviser, your J.P. Morgan Asset Management regional contact, the fund's issuer (see below) or at <https://am.jpmorgan.com/gb/en/asset-management/per/>. A summary of investor rights is available in English at <https://am.jpmorgan.com/lu/investor-rights>. J.P. Morgan Asset Management may decide to terminate the arrangements made for the marketing of its collective investment undertakings.

This material should not be considered as advice or an investment recommendation. Fund holdings and performance are likely to have changed since the report date.

To the extent permitted by applicable law, we may record telephone calls and monitor electronic communications to comply with our legal and regulatory obligations and internal policies. Personal data will be collected, stored and processed by J.P. Morgan Asset Management in accordance with our EMEA Privacy Policy www.jpmorgan.com/emea-privacy-policy.

The risk indicator is based on the historic volatility of the Net Asset Value of the Share Class over the last five years and may not be a reliable indication of the future risk profile of the Share Class. The risk and reward category shown above is not guaranteed to remain unchanged and may change over time. A Share Class with the lowest risk rating does not mean a risk-free investment. See the Key Investor Information Document (KIID) for details.

James Illsley will be retired from Spring 2025 and will be removed from

the fund then.

The possible difference between the current ongoing charge as stated in this document and those mentioned in the KIID, is caused by the fact that the costs mentioned in the KIID are an estimate based on the actual costs incurred over the past year.

Performance information

Source: J.P. Morgan Asset Management. Share class performance is shown based on the NAV (net asset value) of the share class with income (gross) reinvested including actual ongoing charges excluding any entry and exit fees. Performance is shown based on the NAV which may not be the same as the market price of the ETF. Individual shareholders may realise returns that are different to the NAV based returns.

The return of your investment may change as a result of currency fluctuations if your investment is made in a currency other than that used in the past performance calculation.

Indices do not include fees or operating expenses and you cannot invest in them.

The benchmark is for comparative purposes only unless specifically referenced in the Sub-Funds' Investment Objective and Policy.

Information Sources

Fund information, including performance calculations and other data, is provided by J.P. Morgan Asset Management (the marketing name for the asset management businesses of JPMorgan Chase & Co. and its affiliates worldwide).

All data is as at the document date unless indicated otherwise.

© 2024 Morningstar. All Rights Reserved. The information contained herein: (1) is proprietary to Morningstar; (2) may not be copied or distributed; and (3) is not warranted to be accurate, complete or timely. Neither Morningstar nor its content providers are responsible for any damages or losses arising from any use of this information.

Regional Contact

JPMorgan Asset Management (UK) Limited Registered address: 25 Bank Street, Canary Wharf, London E14 5JP, United Kingdom. Authorised and regulated by the Financial Conduct Authority. Registered in England No. 01161446.

Issuer

JPMorgan Asset Management (Europe) S.à r.l., 6, route de Trèves, L-2633 Senningerberg, Luxembourg. B27900, corporate capital EUR 10,000,000. The Sub-Fund is authorised in Ireland and regulated by the Central Bank of Ireland.

Definitions

NAV Net Asset Value of a fund's assets less its liabilities per Share.