

JPMorgan ETFs (Ireland) ICAV -

Green Social Sustainable Bond Active UCITS

ETF

Class: JPM Green Social Sustainable Bond Active UCITS ETF - EUR Hedged (acc)

Fund overview

ISIN

IE000FBG59J1

Investment objective:

The objective of the Sub-Fund is to achieve a long-term return in excess of the Benchmark by investing primarily in bonds where proceeds are directed to projects and activities that contribute towards a more sustainable and inclusive economy.

Investment policy:

The Sub-Fund pursues an actively managed investment strategy.

Investment approach

- Uses a globally integrated research driven investment process that focuses on analysing fundamental, quantitative and technical factors across countries, sectors and issuers.
- Utilises proprietary framework, aligned with industry recognised standards, to identify sustainable issuances that contribute to a sustainable and inclusive economy.
- Has sustainable investment as its objective, underpinned by a robust risk management and governance framework.

Investor profile:

Typical investors in the Sub-Fund are expected to be investors who want to make an asset allocation into the Green, Social, Sustainable and Sustainability-linked Bond sector.

Portfolio manager(s)

Ed Fitzpatrick
Stephanie Dontas
Usman Naeem
Qiwei Zhu

Share class

currency EUR

Fund assets

USD 52.6m

Fund launch

23 Feb 2023

Fund reference

currency USD

Class launch

23 Feb 2023

Domicile

Ireland

Shares outstanding

19,604

Ongoing charge

0.33%

NAV

EUR 111.3167

ESG information

ESG approach - Thematic

Investments in themes or assets specifically related to sustainability.

SFDR classification: Article 9

"Article 9" strategies have a sustainable investment objective.

Performance

1

Class: JPM Green Social Sustainable Bond Active UCITS ETF - EUR Hedged (acc)

2

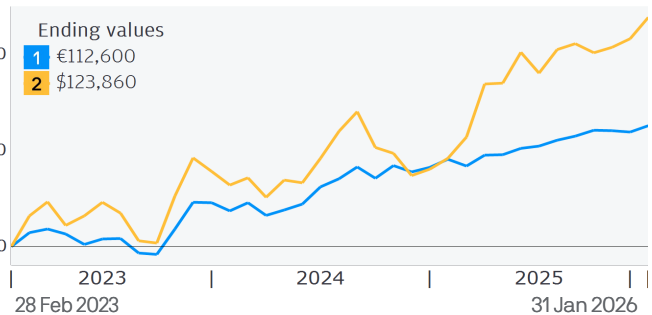
Benchmark: Bloomberg Global Aggregate Green Social Sustainability Bond 1-10 year Index

Growth of EUR 100,000 Calendar years

Ending values

1 €112,600

2 \$123,860



Calendar Year Performance (%)

	2016	2017	2018	2019	2020	2021	2022	2023	2024	2025
1	-	-	-	-	-	-	-	-	3.00	3.86
2	-	-	-	-	-	-	-	-	-1.69	13.29

Return (%)

	Cumulative				Annualised		
	1 month	3 months	1 year	YTD	3 years	5 years	Launch
1	0.59	0.43	4.03	0.59	-	-	3.90
2	1.80	3.05	14.63	1.80	-	-	7.35

Performance Disclosures

Past performance is not a guide to current and future performance. The value of your investments and any income from them may fall as well as rise and you may not get back the full amount you invested.

ESG

For more information on our approach to sustainable investing at J.P. Morgan Asset Management please visit <https://am.jpmorgan.com/lu/esg>

J.P.Morgan

ASSET MANAGEMENT

Holdings *As at 31 December 2025*

TOP 10	Coupon rate	Maturity date	% of assets
FNMA (United States)	5.000	01/02/2055	2.4
FNMA (United States)	4.900	01/12/2032	2.3
FHLM (United States)	5.174	25/10/2054	2.2
Government of Italy (Italy)	4.000	30/10/2031	1.9
FNMA (United States)	3.140	01/07/2032	1.9
Caixabank (Spain)	0.500	09/02/2029	1.7
FNMA (United States)	5.500	01/02/2055	1.6
FHLM (United States)	5.000	01/11/2054	1.5
National Grid (United Kingdom)	0.250	01/09/2028	1.4
EDP (Portugal)	4.750	29/05/2054	1.4

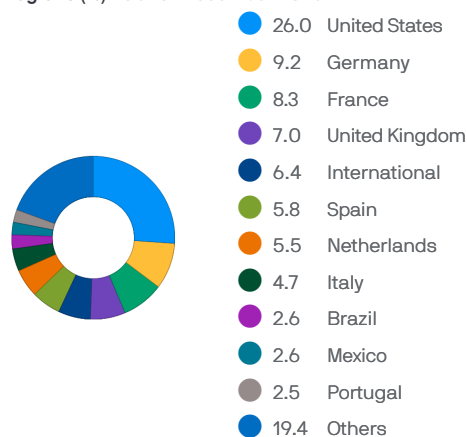
Bond quality breakdown (%) *As at 31 December 2025*

AAA: 10.30%	Corporate Bonds: 48.41%
AA: 23.45%	Average duration: 4.83 yrs
A: 26.31%	Yield to maturity (USD): 4.00%
BBB: 24.69%	Average maturity: 5.63 yrs
< BBB: 15.03%	
Non Rated: 0.22%	

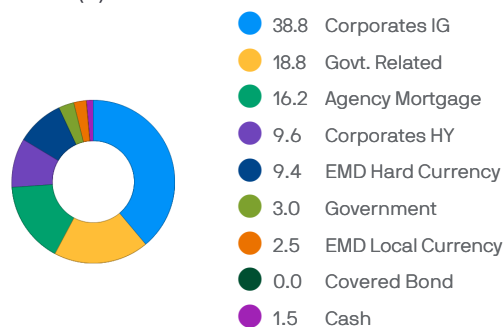
Figures shown may not add up to 100 due to rounding.

Value at Risk (Var)

<i>As at 31 December 2025</i>	Fund	Benchmark
VaR	4.42%	4.22%

Regions (%) *As at 31 December 2025*

Figures shown may not add up to 100 due to rounding.

Sectors (%) *As at 31 December 2025*

Figures shown may not add up to 100 due to rounding.

Number of Holdings

210

Trading information

Stock exchange	Exchange ticker	Trading currency	Bloomberg ticker	Reuters RIC	SEDOL
Borsa Italiana	JEGN	EUR	JEGN IM	JEGN.MI	BMDYL21
Deutsche Borse	JGNE	EUR	JGNE GY	JGNE.DE	BMDYL10
Six Swiss Exchange	JEGN	EUR	JEGN SW	JEGN.S	BMDYL32

Key risks

The value of your investment may fall as well as rise and you may get back less than you originally invested.

The value of debt securities may change significantly depending on economic and interest rate conditions as well as the credit worthiness of the issuer. Issuers of debt securities may fail to meet payment obligations or the credit rating of debt securities may be downgraded. These risks are typically increased for below investment grade debt securities which may also be subject to higher volatility and lower liquidity than investment grade debt securities. The credit worthiness of unrated debt securities is not measured by reference to an independent credit rating agency.

Emerging markets may be subject to increased political, regulatory and economic instability, less developed custody and settlement practices, poor transparency and greater financial risks. Emerging market currencies may be subject to volatile price movements. Emerging market securities may also be subject to higher volatility and lower liquidity than developed market securities respectively. Mortgage-backed and asset-backed securities (MBS and ABS) depend on the cash flows from a specified pool of financial assets (i.e. mortgages in the case of MBS) and are subject to greater credit and interest rate risk and may be more volatile than other bonds. In addition, investments in MBS / ABS may be less liquid than investments in other bonds.

Investments in onshore debt securities issued within the PRC through Bond Connect are subject to regulatory change and operational constraints which may result in increased counterparty risk. Market volatility and potential lack of liquidity due to low trading volumes may cause prices of bonds to fluctuate significantly.

Exclusion of issuers that do not meet certain ESG criteria from the Sub-Fund's investment universe may cause the Sub-Fund to perform differently compared to similar funds that do not have such a policy. Movements in currency exchange rates can adversely affect the return of your investment. The currency hedging used to minimise the effect of currency fluctuations may not always be successful.

The Sub-Fund seeks to provide a return above the Benchmark; however the Sub-Fund may underperform the Benchmark.

Further information about risks can be found in the "Risk Information" section of the Prospectus.

General Disclosures

Before investing, obtain and review the current prospectus, Key Information Document (KID) and any applicable local offering document. These documents, as well as the sustainability-related disclosures, the annual and semi-annual reports and the articles of incorporation, are available in English free from your financial adviser, your J.P. Morgan Asset Management regional contact, the fund's issuer (see below) or at www.jpmmorganassetmanagement.ie.

A summary of investor rights is available in English at <https://am.jpmmorgan.com/lu/investor-rights>. J.P. Morgan Asset Management may decide to terminate the arrangements made for the marketing of its collective investment undertakings.

This material should not be considered as advice or an investment recommendation. Fund holdings and performance are likely to have changed since the report date.

To the extent permitted by applicable law, we may record telephone calls and monitor electronic communications to comply with our legal and regulatory obligations and internal policies. Personal data will be collected, stored and processed by J.P. Morgan Asset Management in accordance with our EMEA Privacy Policy www.jpmmorgan.com/emea-privacy-policy

For additional information on the sub-fund's target market please refer to the Prospectus.

The ETF is listed in the international quotation system of the Mexican Stock Exchange ("Sistema internacional de cotizaciones de la bolsa

Mexicana de valores"). The registration does not imply a certification of the performance of the ETF.

Contact Details

For further Information on JPMorgan AM ETFs please contact us on +44 (0) 20 7134 3942 or on Jpmam_etf@jpmorgan.com.

Risk Indicator - The risk indicator assumes you keep the product for 5 year(s). The risk of the product may be significantly higher if held for less than the recommended holding period.

The ongoing charge is the charge used in the EU PRIIPs KID. This charge represents the total cost of managing and operating the fund, including management fees, administrative costs, and other expenses (excluding transaction costs). The breakdown of costs are the max as detailed in the fund's prospectus. For more detailed information, please refer to the fund's prospectus and the PRIIPs KID available on our website.

Performance information

Source: J.P. Morgan Asset Management. Share class performance is shown based on the NAV (net asset value) of the share class with income (gross) reinvested including actual ongoing charges excluding any entry and exit fees. Performance is shown based on the NAV which may not be the same as the market price of the ETF. Individual shareholders may realise returns that are different to the NAV based returns.

The return of your investment may change as a result of currency fluctuations if your investment is made in a currency other than that used in the past performance calculation.

Indices do not include fees or operating expenses and you cannot invest in them. Investors should note that the benchmark data presented is expressed in the fund's base currency, which may be different from the currency in which the share class performance data is presented. Investors should exercise caution when comparing the benchmark data with share class performance data that are in different currencies, as currency fluctuations can contribute to differences in performance outcomes.

The benchmark is for comparative purposes only unless specifically referenced in the Sub-Funds' Investment Objective and Policy.

Information Sources

Fund information, including performance calculations and other data, is provided by J.P. Morgan Asset Management (the marketing name for the asset management businesses of JPMorgan Chase & Co. and its affiliates worldwide).

All data is as at the document date unless indicated otherwise.

© 2025 Morningstar. All Rights Reserved. The information contained herein: (1) is proprietary to Morningstar; (2) may not be copied or distributed; and (3) is not warranted to be accurate, complete or timely. Neither Morningstar nor its content providers are responsible for any damages or losses arising from any use of this information.

Regional Contact

JPMorgan Asset Management (Europe) S.à r.l., 6, route de Trèves, L-2633 Senningerberg, Luxembourg. B27900, corporate capital EUR 10.000.000.

Issuer

JPMorgan Asset Management (Europe) S.à r.l., 6, route de Trèves, L-2633 Senningerberg, Luxembourg. B27900, corporate capital EUR 10.000.000.

The Sub-Fund is authorised in Ireland and regulated by the Central Bank of Ireland.

Definitions

NAV Net Asset Value of a fund's assets less its liabilities per Share.