

JPMorgan ETFs (Ireland) ICAV -

Global Research Enhanced Index Equity SRI

Paris Aligned Active UCITS ETF

Class: JPM Global Research Enhanced Index Equity SRI Paris Aligned Active UCITS ETF - EUR Hedged (acc)

Fund overview

ISIN	Valor	
IE000UZIKD07	124720256	
Investment objective: The objective of the Sub-Fund is to achieve a long-term return in excess of MSCI World SRI EU PAB Overlay ESG Custom Index* (the "Benchmark") by actively investing in a portfolio of companies, globally, while aligning with the objectives of the Paris Agreement.		
Investment policy: The Sub-Fund pursues an actively-managed investment strategy.		
Investment approach		
<ul style="list-style-type: none">• Uses a fundamental, bottom-up stock selection process.• Enhanced index approach that builds a portfolio in reference to a Paris Aligned Benchmark by overweighting securities with the highest potential to outperform and underweighting securities considered most overvalued.• Diversified portfolio with disciplined, risk-controlled portfolio construction while retaining the decarbonisation objectives of the Paris agreement.• Applies values and norms		
Investor profile: Typical investors in the Sub-Fund are expected to be investors who want to take broad market exposure to global stock markets, who seek to benefit from potential excess returns with similar risks to investing in securities representing the Benchmark and who are prepared to accept the risks associated with an investment of this type, including the volatility of such market.		
Portfolio manager(s) Piera Elisa Grassi Raffaele Zingone Sebastian JM Wiseman	Share class currency EUR Fund assets USD 583,3m Fund launch 9 Aug 2023 NAV EUR 32,9104	Class launch 9 Aug 2023 Domicile Ireland Shares outstanding 458.760 Ongoing charge 0,25%
ESG information		
ESG approach - Best-in-class An investment style that focuses on companies / issuers that lead their peer groups in respect of sustainability performance.		
SFDR classification: Article 9 "Article 9" strategies have a sustainable investment objective.		

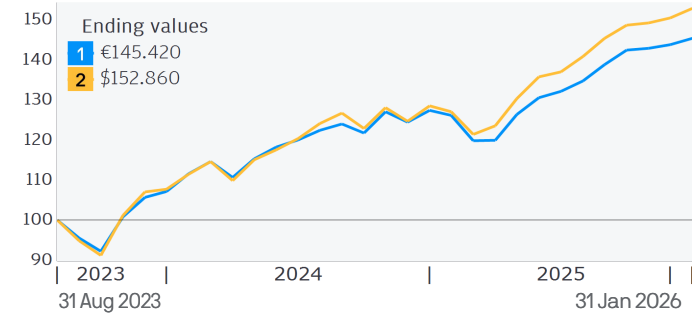
Fund ratings As at 31 January 2026

Morningstar Category™ Other Equity

Performance

- 1 **Class:** JPM Global Research Enhanced Index Equity SRI Paris Aligned Active UCITS ETF - EUR Hedged (acc)
- 2 **Benchmark:** MSCI World SRI EU PAB Overlay ESG Custom Index*

Growth of EUR 100,000 Calendar years



Calendar Year Performance (%)											
	2016	2017	2018	2019	2020	2021	2022	2023	2024	2025	
1	-	-	-	-	-	-	-	-	17,72	15,54	
2	-	-	-	-	-	-	-	-	16,45	20,67	

Return (%)							
Cumulative				Annualised			
	1 month	3 months	1 year	YTD	3 years	5 years	Launch
1	1,14	2,07	14,09	1,14	-	-	16,77
2	1,57	2,81	18,92	1,57	-	-	19,07

Performance Disclosures

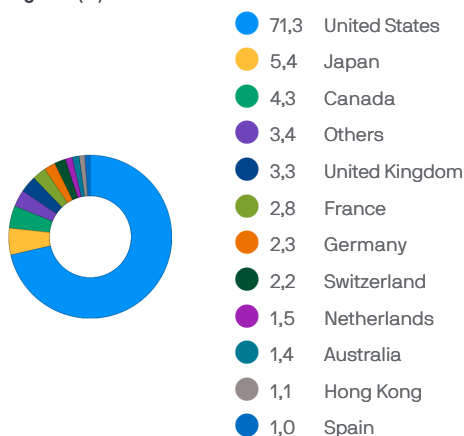
Past performance is not a guide to current and future performance. The value of your investments and any income from them may fall as well as rise and you may not get back the full amount you invested.

ESG

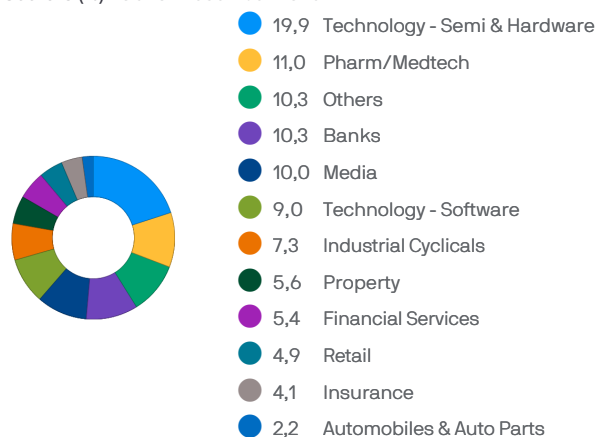
For more information on environmental, social and governance (ESG) integration and our approach to sustainable investing at J.P. Morgan Asset Management please visit <https://am.jpmorgan.com/ch-en/esg>

Holdings *As at 31 December 2025*

Top 10	Sector	% of assets
NVIDIA	Technology - Semi & Hardware	5,9
Apple	Technology - Semi & Hardware	5,1
Microsoft	Technology - Software	4,6
Alphabet	Media	4,2
Amazon	Media	3,2
Broadcom	Technology - Semi & Hardware	1,9
Tesla	Automobiles & Auto Parts	1,6
Eli Lilly	Pharm/Medtech	1,1
Visa	Financial Services	1,1
Mastercard	Financial Services	1,0

Regions (%) *As at 31 December 2025*

Figures shown may not add up to 100 due to rounding.

Sectors (%) *As at 31 December 2025*

Figures shown may not add up to 100 due to rounding.

Number of Holdings

422

Trading information

Stock exchange	Exchange ticker	Trading currency	Bloomberg ticker	Reuters RIC	SEDOL
Deutsche Borse	JGSE	EUR	JGSE GY	JGSE.DE	BMX3FN7
Six Swiss Exchange	JGSE	EUR	JGSE SW	JGSE.S	BMX3KT8
Borsa Italiana	JGSE	EUR	JGSE IM	JGSE.MI	BMX3FQO

Key risks

The value of your investment may fall as well as rise and you may get back less than you originally invested.

The value of equity securities may go down as well as up in response to the performance of individual companies and general market conditions, sometimes rapidly or unpredictably. If a company goes through bankruptcy or a similar financial restructuring, its shares in issue typically lose most or all of their value.

Since the instruments held by the Sub-Fund may be denominated in currencies other than the Base Currency, the Sub-Fund may be affected unfavourably by exchange control regulations or fluctuations in currency rates. For this reason, changes in currency exchange rates can affect the value of the Sub-Fund's portfolio and may impact the value of the Shares.

Exclusion of companies that do not meet certain criteria from the Sub-Fund's investment universe may cause the Sub-Fund to perform differently compared to similar funds that do not have such a policy. The Sub-Fund seeks to provide a return above the Benchmark; however the Sub-Fund may underperform the Benchmark.

Further information about risks can be found in the "Risk Information" section of the Prospectus.

General Disclosures

This is a marketing communication.

Before investing, obtain and review the current prospectus (available in English), Key Information Document (KID) (available in English) and any applicable local offering document. These documents, as well as the annual and semi-annual reports and the articles of incorporation, are available free from your financial adviser, your J.P. Morgan Asset Management regional contact, the fund's issuer (see below) or at www.jpnam.ch.

A summary of investor rights is available in French at <https://am.jpmorgan.com/ch-fr/droits-des-investisseurs>. J.P. Morgan Asset Management may decide to terminate the arrangements made for the marketing of its collective.

JPMorgan Asset Management (Switzerland) LLC herewith informs investors that with respect to its distribution activities in and from Switzerland it receives commissions pursuant to Art. 34 para. 2bis of the Swiss Collective Investment Schemes Ordinance dated 22 November 2006. These commissions are paid out of the management fee as defined in the fund documentation. Further information regarding these commissions, including their calculation method, may be obtained upon written request from JPMorgan Asset Management (Switzerland) LLC, Dreikönigstrasse 37, 8002 Zurich.

This material should not be considered as advice or an investment recommendation. Fund holdings and performance are likely to have changed since the report date.

To the extent permitted by applicable law, we may record telephone calls and monitor electronic communications to comply with our legal and regulatory obligations and internal policies. Personal data will be collected, stored and processed by J.P. Morgan Asset Management in accordance with our EMEA Privacy Policy www.jpmorgan.com/emea-privacy-policy

For additional information on the sub-fund's target market please refer to the Prospectus.

Contact Details

For further Information on JPMorgan AM ETFs please contact us on jpnam.etf.ch@jpmorgan.com.

Risk Indicator - The risk indicator assumes you keep the product for

5 year(s). The risk of the product may be significantly higher if held for less than the recommended holding period.

The ongoing charge is the charge used in the EU PRIIPs KID. This charge represents the total cost of managing and operating the fund, including management fees, administrative costs, and other expenses (excluding transaction costs). The breakdown of costs are the max as detailed in the fund's prospectus. For more detailed information, please refer to the fund's prospectus and the PRIIPs KID available on our website.

Performance information

Source: J.P. Morgan Asset Management. Share class performance is shown based on the NAV (net asset value) of the share class with income (gross) reinvested including actual ongoing charges excluding any entry and exit fees. Performance is shown based on the NAV which may not be the same as the market price of the ETF. Individual shareholders may realise returns that are different to the NAV based returns.

The return of your investment may change as a result of currency fluctuations if your investment is made in a currency other than that used in the past performance calculation.

Indices do not include fees or operating expenses and you cannot invest in them. Investors should note that the benchmark data presented is expressed in the fund's base currency, which may be different from the currency in which the share class performance data is presented. Investors should exercise caution when comparing the benchmark data with share class performance data that are in different currencies, as currency fluctuations can contribute to differences in performance outcomes.

The benchmark is for comparative purposes only unless specifically referenced in the Sub-Funds' Investment Objective and Policy.

Information Sources

Fund information, including performance calculations and other data, is provided by J.P. Morgan Asset Management (the marketing name for the asset management businesses of JPMorgan Chase & Co. and its affiliates worldwide).

All data is as at the document date unless indicated otherwise. © 2025 Morningstar. All Rights Reserved. The information contained herein: (1) is proprietary to Morningstar; (2) may not be copied or distributed; and (3) is not warranted to be accurate, complete or timely. Neither Morningstar nor its content providers are responsible for any damages or losses arising from any use of this information.

Issuer

JPMorgan Asset Management (Europe) S.à r.l., 6, route de Trèves, L-2633 Senningerberg, Luxembourg. B27900, corporate capital EUR 10.000.000.

The Sub-Fund is authorised in Ireland and regulated by the Central Bank of Ireland.

FUNDS REPRESENTATIVE IN SWITZERLAND

JPMorgan Asset Management (Switzerland) LLC, Dreikönigstrasse 37, 8002 Zurich, Switzerland.

FUNDS PAYING AGENT IN SWITZERLAND

J.P. Morgan (Suisse) SA, Rue du Rhône 35, 1204 Geneva, Switzerland.

Contact in the UK:

JPMorgan Asset Management (UK) Limited Registered address: 25 Bank Street, Canary Wharf, London E14 5JP, United Kingdom. Authorised and regulated by the Financial Conduct Authority. Registered in England No. 01161446.

Definitions

NAV Net Asset Value of a fund's assets less its liabilities per Share.