

1	2	3	4	5	6	7
---	---	---	---	---	---	---

JPMorgan ETFs (Ireland) ICAV -

Global Equity Premium Income Active UCITS ETF

Class: JPM Global Equity Premium Income Active UCITS ETF - USD (acc)

Fund overview

ISIN IE000WX7BVB0		
Investment objective: The objective of the Sub-Fund is to provide income and long-term capital growth.		
Investment policy: The Sub-Fund pursues an actively-managed investment strategy.		
Investment approach		
<ul style="list-style-type: none"> • Uses a bottom-up fundamental proprietary research process designed to identify over- and undervalued stocks with attractive risk/return characteristics to construct a diversified, low volatility equity portfolio • Overlays a diversified global equity portfolio with index options with the aim of generating income through option premiums and stock dividends • Use of options overlay to allow for income generation that flexibly adjusts with the market 		
Investor profile: Typical investors in the Sub-Fund are expected to be investors who seek an income, with the prospects of long-term capital growth through exposure to global equity markets, who are prepared to accept the risks associated with an investment of this type, including the volatility of such markets and the use of FDI.		
Portfolio manager(s)	Share class	Class launch
Hamilton Reiner Piera Elisa Grassi Nicholas Farserotu Matthew P Bensen Judy Jansen	currency USD Fund assets USD 1499.9m Fund launch 30 Nov 2023	30 Nov 2023
Fund reference	NAV USD 30.4962	Domicile Ireland Shares outstanding 2,476,900 Ongoing charge 0.35%
currency USD		
ESG information		
ESG approach - Integrated		
ESG Integration is the systematic inclusion of financially material ESG factors, alongside other relevant factors, in investment analysis and investment decisions with the goals of managing risk and improving long-term returns. ESG integration does not by itself change this product's investment objective, exclude specific types of companies or constrain its investable universe. This product is not designed for investors who are looking for a product that meets specific ESG goals or wish to screen out particular types of companies or investments, other than those required by any applicable law such as companies involved in the manufacture, production or supply of cluster munitions. ESG integration does not imply that the Fund is marketed or authorised as an ESG product in any jurisdiction where such authorisation is required.		

Fund ratings *As at 31 May 2026*

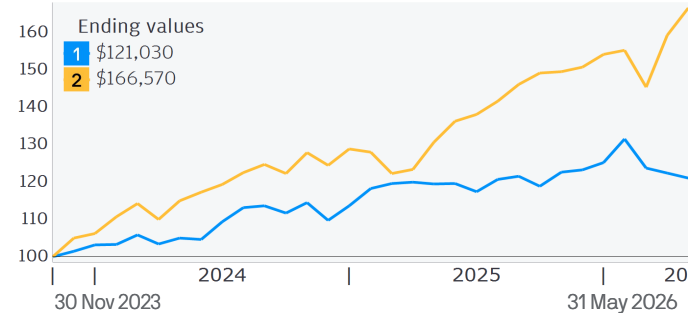
Morningstar Category™ Global Equity Income

Performance

1 Class: JPM Global Equity Premium Income Active UCITS ETF - USD (acc)

2 Benchmark: MSCI World Index (Total Return Net)

Growth of USD 100,000 *Calendar years*



Calendar Year Performance (%)

	2016	2017	2018	2019	2020	2021	2022	2023	2024	2025
1	-	-	-	-	-	-	-	-	8.08	12.35
2	-	-	-	-	-	-	-	-	18.67	21.09

Return (%)

	Cumulative				Annualised		
	1 month	3 months	1 year	YTD	3 years	5 years	Launch
1	-1.13	-8.01	1.31	-1.75	-	-	7.94
2	4.55	7.28	27.49	10.49	-	-	22.65

Performance Disclosures

Past performance is not a guide to current and future performance. The value of your investments and any income from them may fall as well as rise and you may not get back the full amount you invested.

ESG

For more information on our approach to sustainable investing at J.P.

Morgan Asset Management please visit

<https://am.jpmorgan.com/lu/esg>

Holdings

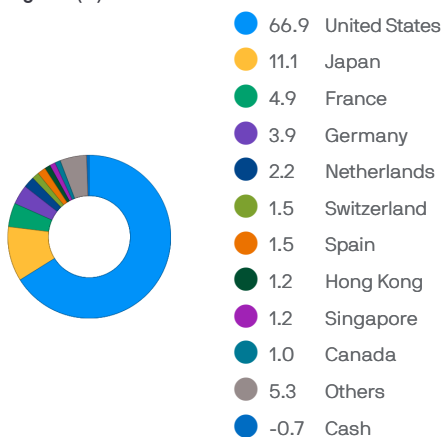
Top 10	Sector	% of assets
Johnson & Johnson	Health Care	1.8
The Southern Company	Utilities	1.7
Microsoft	Information Technology	1.6
AT&T	Communication Services	1.3
Berkshire Hathaway	Financials	1.3
Orange	Communication Services	1.3
McDonalds	Consumer Discretionary	1.2
Pepsico	Consumer Staples	1.2
ASML	Information Technology	1.2
Motorola Solutions	Information Technology	1.2

Value at Risk (Var)

As at 29 May 2026

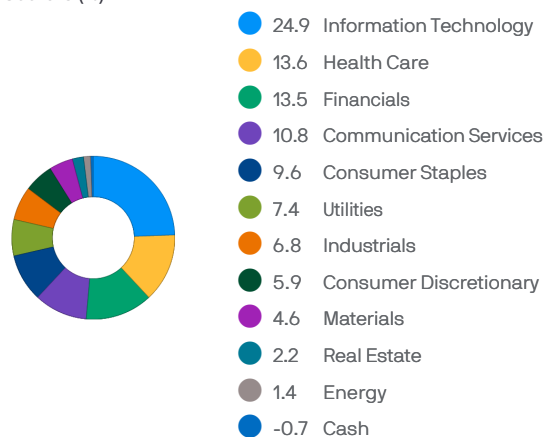
	Fund	Benchmark
VaR	4.80%	10.73%

Regions (%)



Figures shown may not add up to 100 due to rounding.

Sectors (%)



Figures shown may not add up to 100 due to rounding.

Number of Holdings

245

Trading information

Stock exchange	Exchange ticker	Trading currency	Bloomberg ticker	Reuters RIC	SEDOL
London Stock Exchange	JEGA	USD	JEGA LN	JEGA.L	BQC5RN6
London Stock Exchange	JEAG	GBX	JEAG LN	JEAG.L	BQC5RP8
Borsa Italiana	JEGA	EUR	JEGA IM	JEGA.MI	BRBKJ44
Deutsche Borse	JEGA	EUR	JEGA GY	JEGA.DE	BRBKJ33
Six Swiss Exchange	JEGA	USD	JEGA SW	JEGA.S	BRBKJ22

Key risks

The value of your investment may fall as well as rise and you may get back less than you originally invested.

The value of equity securities may go down as well as up in response to the performance of individual companies and general market conditions, sometimes rapidly or unpredictably. If a company goes through bankruptcy or a similar financial restructuring, its shares in issue typically lose most or all of their value.

The value of FDIs can be volatile. This is because a small movement in the value of the underlying asset can cause a large movement in the value of the FDI and therefore, investment in such instruments may result in losses in excess of the amount invested by the Sub-Fund.

While the Sub-Fund uses an FDI overlay strategy which is intended to provide income, there is no guarantee that the derivative strategy will achieve this. The Sub-Fund may forego some capital appreciation potential, while retaining the risk of loss should the price of the underlying decline.

Selling call options will create exposure for the Sub-Fund, as it may have to deliver the underlying securities or their value and, should the market move unfavourably, this may result in an unlimited loss.

REITs and real estate related investments are subject to the risks associated with the ownership of real estate which may expose the relevant Sub-Fund to increased liquidity risk, price volatility and losses due to changes in economic conditions and interest rates.

Since the instruments held by the Sub-Fund may be denominated in, or have exposure to, currencies other than the Base Currency, the Sub-Fund may be affected unfavourably by exchange control regulations or fluctuations in currency rates. For this reason, changes in currency exchange rates can affect the value of the Sub-Fund's portfolio and may impact the value of the Shares.

General Disclosures

Before investing, obtain and review the current prospectus, Key Information Document (KID) and any applicable local offering document. These documents, as well as the sustainability-related disclosures, the annual and semi-annual reports and the articles of incorporation, are available in English free from your financial adviser, your J.P. Morgan Asset Management regional contact, the fund's issuer (see below) or at

www.jpmorganassetmanagement.ie. A summary of investor rights is available in English at

<https://am.jpmorgan.com/lu/investor-rights>. J.P. Morgan Asset Management may decide to terminate the arrangements made for the marketing of its collective investment undertakings.

This material should not be considered as advice or an investment recommendation. Fund holdings and performance are likely to have changed since the report date.

To the extent permitted by applicable law, we may record telephone calls and monitor electronic communications to comply with our legal and regulatory obligations and internal policies. Personal data will be collected, stored and processed by J.P. Morgan Asset Management in accordance with our EMEA Privacy Policy

www.jpmorgan.com/emea-privacy-policy

For additional information on the sub-fund's target market please refer to the Prospectus.

The ETF is listed in the international quotation system of the Mexican Stock Exchange ("Sistema internacional de cotizaciones de la bolsa Mexicana de valores"). The registration does not imply a certification of the performance of the ETF.

Contact Details

For further information on JPMorgan AM ETFs please contact us on +44 (0) 20 7134 3942 or on Jpmam_etf@jpmorgan.com.

Risk Indicator - The risk indicator assumes you keep the product for 5 year(s). The risk of the product may be significantly higher if held for less than the recommended holding period.

The ongoing charge is the charge used in the EU PRIIPs KID. This charge represents the total cost of managing and operating the fund, including management fees, administrative costs, and other expenses (excluding transaction costs). The breakdown of costs are the max as detailed in the fund's prospectus. For more detailed information, please refer to the fund's prospectus and the PRIIPs KID available on our website.

Performance information

Source: J.P. Morgan Asset Management. Share class performance is shown based on the NAV (net asset value) of the share class with income (gross) reinvested including actual ongoing charges excluding any entry and exit fees. Performance is shown based on the NAV which may not be the same as the market price of the ETF. Individual shareholders may realise returns that are different to the NAV based returns.

The return of your investment may change as a result of currency fluctuations if your investment is made in a currency other than that used in the past performance calculation.

Indices do not include fees or operating expenses and you cannot invest in them. Investors should note that the benchmark data presented is expressed in the fund's base currency, which may be different from the currency in which the share class performance data is presented. Investors should exercise caution when comparing the benchmark data with share class performance data that are in different currencies, as currency fluctuations can contribute to differences in performance outcomes.

The benchmark is for comparative purposes only unless specifically referenced in the Sub-Funds' Investment Objective and Policy.

Information Sources

Fund information, including performance calculations and other data, is provided by J.P. Morgan Asset Management (the marketing name for the asset management businesses of JPMorgan Chase & Co. and its affiliates worldwide).

All data is as at the document date unless indicated otherwise.

© 2026 Morningstar. All Rights Reserved. The information contained herein: (1) is proprietary to Morningstar; (2) may not be copied or distributed; and (3) is not warranted to be accurate, complete or timely. Neither Morningstar nor its content providers are responsible for any damages or losses arising from any use of this information.

Regional Contact

JPMorgan Asset Management (Europe) S.à r.l., 6, route de Trèves, L-2633 Senningerberg, Luxembourg. B27900, corporate capital EUR 10.000.000.

Issuer

JPMorgan Asset Management (Europe) S.à r.l., 6, route de Trèves, L-2633 Senningerberg, Luxembourg. B27900, corporate capital EUR 10.000.000.

The Sub-Fund is authorised in Ireland and regulated by the Central Bank of Ireland.

Definitions

NAV Net Asset Value of a fund's assets less its liabilities per Share.