

1	2	3	4	5	6	7
Lower Risk						Higher Risk

JPMorgan ETFs (Ireland) ICAV -

# Global Equity Premium Income Active UCITS ETF

Class: JPM Global Equity Premium Income Active UCITS ETF - USD (dist)

## Fund overview

<b>ISIN</b> IE0003UVYC20		
<b>Investment objective:</b> The objective of the Sub-Fund is to provide income and long-term capital growth.		
<b>Investment policy:</b> The Sub-Fund pursues an actively-managed investment strategy.		
<b>Investment approach</b> <ul style="list-style-type: none"><li>• Uses a bottom-up fundamental proprietary research process designed to identify over- and undervalued stocks with attractive risk/return characteristics to construct a diversified, low volatility equity portfolio</li><li>• Overlays a diversified global equity portfolio with index options with the aim of generating income through option premiums and stock dividends</li><li>• Use of options overlay to allow for income generation that flexibly adjusts with the market</li></ul>		
<b>Investor profile:</b> Typical investors in the Sub-Fund are expected to be investors who seek an income, with the prospects of long-term capital growth through exposure to global equity markets, who are prepared to accept the risks associated with an investment of this type, including the volatility of such markets and the use of FDI.		
<b>Portfolio manager(s)</b> Hamilton Reiner Piera Elisa Grassi Nicholas Farserotu Matthew P Bensen Judy Jansen	<b>Share class currency</b> USD <b>Fund assets</b> USD 266.1m <b>Fund launch</b> 30 Nov 2023 <b>Fund reference currency</b> USD	<b>Class launch</b> 30 Nov 2023 <b>Domicile</b> Ireland <b>Shares outstanding</b> 8,649,550 <b>Ongoing charge</b> 0.35%

## Fund ratings *As at 30 September 2024*

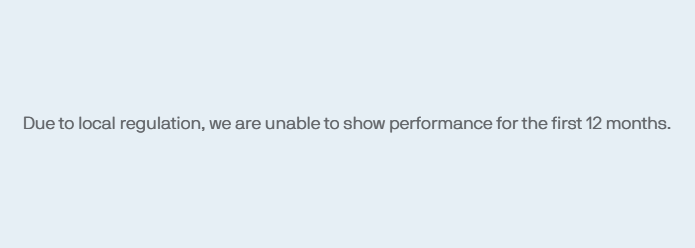
Morningstar Category™ Global Equity Income

## Performance

**1 Class:** JPM Global Equity Premium Income Active UCITS ETF - USD (dist)

**2 Benchmark:** MSCI World Index (Total Return Net)

Growth of USD 100,000 *Calendar years*



Calendar Year Performance (%)											
	2014	2015	2016	2017	2018	2019	2020	2021	2022	2023	
1	-	-	-	-	-	-	-	-	-	-	
2	-	-	-	-	-	-	-	-	-	-	

Return (%)							
Cumulative				Annualised			
	1 month	3 months	1 year	YTD	3 years	5 years	Launch
1	-	-	-	-	-	-	-
2	-	-	-	-	-	-	-

Dividend History

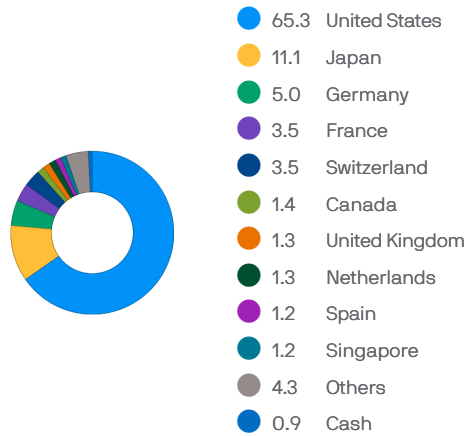
Amount	Record Date	Payment Date	Mth Dividend Yield	Annualised yield
\$0.1281	12 Apr 2024	07 May 2024	0.50 %	6.19 %
\$0.1635	10 May 2024	07 Jun 2024	0.63 %	7.87 %
\$0.1907	14 Jun 2024	08 Jul 2024	0.75 %	9.39 %
\$0.1273	12 Jul 2024	07 Aug 2024	0.49 %	6.07 %
\$0.1081	09 Aug 2024	09 Sep 2024	0.41 %	5.07 %

Holdings *As at 31 August 2024*

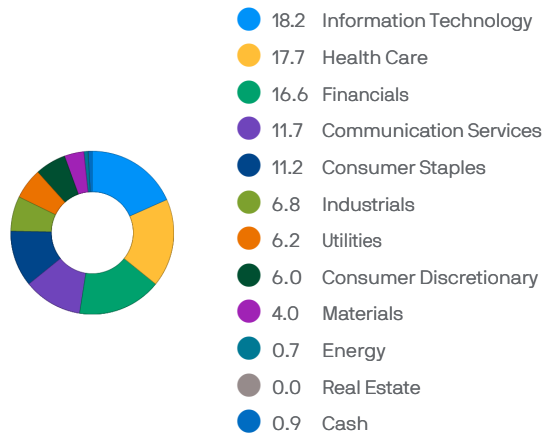
Top 10	Sector	% of assets
T-Mobile US	Communication Services	1.9
Deutsche Telekom	Communication Services	1.8
UnitedHealth	Health Care	1.6
Motorola Solutions	Information Technology	1.5
Roper Technologies	Information Technology	1.4
Berkshire Hathaway	Financials	1.3
Pepsico	Consumer Staples	1.3
AbbVie	Health Care	1.3
Microsoft	Information Technology	1.2
Southern	Utilities	1.2

Value at Risk (Var)	Fund	Benchmark
<i>As at 31 August 2024</i>		
VaR	5.76%	13.45%

Regions (%) *As at 31 August 2024*



Sectors (%) *As at 31 August 2024*



Number of Holdings

251

Trading information

Stock exchange	Exchange ticker	Trading currency	Bloomberg ticker	Reuters RIC	SEDOL
London Stock Exchange	JEPG	USD	JEPG LN	JEPG.L	BQC5RQ9
London Stock Exchange	JEGP	GBX	JEGP LN	JEGP.L	BQC5RS1
Six Swiss Exchange	JEPG	USD	JEPG SW	JEPG.S	BRBKJ66
Deutsche Borse	JGPI	EUR	JGPI GY	JGPI.DE	BRBKJ77
Six Swiss Exchange	JEPG	CHF	JEPGCHF SW	JEPGCHF.S	BRXD7Y7

## Key risks

The value of your investment may fall as well as rise and you may get back less than you originally invested.

The value of equity securities may go down as well as up in response to the performance of individual companies and general market conditions, sometimes rapidly or unpredictably. If a company goes through bankruptcy or a similar financial restructuring, its shares in issue typically lose most or all of their value.

The value of FDIs can be volatile. This is because a small movement in the value of the underlying asset can cause a large movement in the value of the FDI and therefore, investment in such instruments may result in losses in excess of the amount invested by the Sub-Fund.

While the Sub-Fund uses an FDI overlay strategy which is intended to provide income, there is no guarantee that the derivative strategy will achieve this. The Sub-Fund may forego some capital appreciation potential, while retaining the risk of loss should the price of the underlying decline.

Selling call options will create exposure for the Sub-Fund, as it may have to deliver the underlying securities or their value and, should the market move unfavourably, this may result in an unlimited loss.

REITs and real estate related investments are subject to the risks associated with the ownership of real estate which may expose the relevant Sub-Fund to increased liquidity risk, price volatility and losses due to changes in economic conditions and interest rates.

Since the instruments held by the Sub-Fund may be denominated in, or have exposure to, currencies other than the Base Currency, the Sub-Fund may be affected unfavourably by exchange control regulations or fluctuations in currency rates. For this reason, changes in currency exchange rates can affect the value of the Sub-Fund's portfolio and may impact the value of the Shares.

### General Disclosures

Before investing, obtain and review the current prospectus, Key Information Document (KID) and any applicable local offering document. These documents, as well as the sustainability-related disclosures, the annual and semi-annual reports and the articles of incorporation, are available in English free from your financial adviser, your J.P. Morgan Asset Management regional contact, the fund's issuer (see below) or at [www.jpmorganassetmanagement.ie](http://www.jpmorganassetmanagement.ie). A summary of investor rights is available in English at <https://am.jpmorgan.com/lu/investor-rights>. J.P. Morgan Asset Management may decide to terminate the arrangements made for the marketing of its collective investment undertakings.

This material should not be considered as advice or an investment recommendation. Fund holdings and performance are likely to have changed since the report date.

To the extent permitted by applicable law, we may record telephone calls and monitor electronic communications to comply with our legal and regulatory obligations and internal policies. Personal data will be collected, stored and processed by J.P. Morgan Asset Management in accordance with our EMEA Privacy Policy [www.jpmorgan.com/emea-privacy-policy](http://www.jpmorgan.com/emea-privacy-policy)

For additional information on the sub-fund's target market please refer to the Prospectus.

The ETF is listed in the international quotation system of the Mexican Stock Exchange ("Sistema internacional de cotizaciones de la bolsa Mexicana de valores"). The registration does not imply a certification of the performance of the ETF.

### Contact Details

For further Information on JPMorgan AM ETFs please contact us on +44 (0) 20 7134 3942 or on [jpmam-etf@jpmorgan.com](mailto:jpmam-etf@jpmorgan.com).

Current ongoing charge comprises annual management fee and operating & administrative expenses. Excludes transaction costs and may differ from ongoing costs as per KID which are an estimate based on the actual costs incurred over the past year.

### Information Sources

Fund information, including performance calculations and other data, is provided by J.P. Morgan Asset Management (the marketing name for the asset management businesses of JPMorgan Chase & Co. and its affiliates worldwide).

**All data is as at the document date unless indicated otherwise.**

© 2024 Morningstar. All Rights Reserved. The information contained herein: (1) is proprietary to Morningstar; (2) may not be copied or distributed; and (3) is not warranted to be accurate, complete or timely. Neither Morningstar nor its content providers are responsible for any damages or losses arising from any use of this information.

### Regional Contact

JPMorgan Asset Management (Europe) S.à r.l., 6, route de Trèves, L-2633 Senningerberg, Luxembourg. B27900, corporate capital EUR 10.000.000.

### Issuer

JPMorgan Asset Management (Europe) S.à r.l., 6, route de Trèves, L-2633 Senningerberg, Luxembourg. B27900, corporate capital EUR 10.000.000.

The Sub-Fund is authorised in Ireland and regulated by the Central Bank of Ireland.

### Definitions

**NAV** Net Asset Value of a fund's assets less its liabilities per Share.