

JPMorgan ETFs (Ireland) ICAV -

# Global Emerging Markets Research Enhanced Index Equity Active UCITS ETF

Class: JPM Global Emerging Markets Research Enhanced Index Equity Active UCITS ETF - EUR (acc)

## Fund overview

**ISIN**  
IE0006SEWKA2

**Investment objective:** The Sub-Fund aims to achieve a long-term return in excess of MSCI Emerging Market Index (Total Return Net) (the "Benchmark") by actively investing primarily in a portfolio of emerging market companies.

**Investment policy:** The Sub-Fund pursues an actively-managed investment strategy.

**Investment approach**

- Uses a fundamental, bottom-up stock selection process.
- Enhanced index approach that builds a portfolio in reference to the benchmark by overweighting securities with the highest potential to outperform and underweighting securities considered most overvalued.
- Diversified portfolio with disciplined, risk-controlled portfolio construction.
- Applies values and norms based screening and implements minimum investment thresholds on companies with positive ESG characteristics.

**Investor profile:** Typical investors in the Sub-Fund are expected to be investors who want to take broad market exposure to emerging markets, who seek to benefit from potential excess returns with similar risks to investing in securities representing the Benchmark and who are prepared to accept the risks associated with an investment of this type, including the volatility of such market.

<b>Portfolio manager(s)</b>	<b>Fund assets</b>	<b>Domicile</b> Ireland
Lina Nassar	USD 1996.9m	<b>Shares outstanding</b>
Sonal Tanna	<b>Fund launch</b>	110,345
<b>Fund reference currency</b> USD	6 Dec 2018	<b>Ongoing charge</b> 0.30%
<b>Share class</b>	<b>NAV</b> EUR 29.6089	<b>Securities Lending</b> No
<b>currency</b> EUR	<b>Class launch</b>	
	15 Oct 2024	

**ESG information**

**ESG approach - ESG Promote**  
Promotes environmental and / or social characteristics.

**SFDR classification: Article 8**  
"Article 8" strategies promote social and/or environmental characteristics, but do not have sustainable investing as a core objective.

## Fund ratings *As at 30 November 2025*

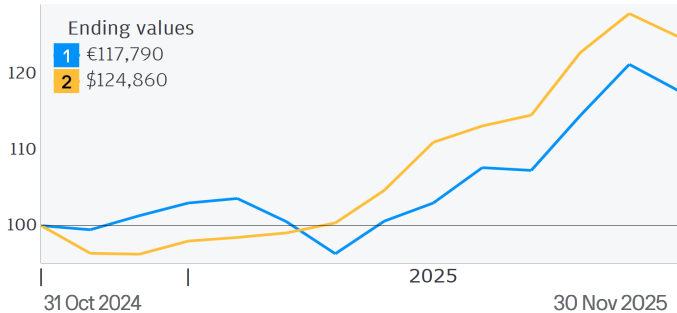
Morningstar Category™ Global Emerging Markets Equity

## Performance

**1 Class:** JPM Global Emerging Markets Research Enhanced Index Equity Active UCITS ETF - EUR (acc)

**2 Benchmark:** MSCI Emerging Market Index (Total Return Net)

Growth of EUR 100,000 *Calendar years*



		Calendar Year Performance (%)									
		2015	2016	2017	2018	2019	2020	2021	2022	2023	2024
1		-	-	-	-	-	-	-	-	-	-
2		-	-	-	-	-	-	-	-	-	-

		Cumulative				Annualised		
		1 month	3 months	1 year	YTD	3 years	5 years	Launch
1		-2.84	9.78	18.39	16.27	-	-	13.28
2		-2.39	8.96	29.51	29.69	-	-	18.85

## Performance Disclosures

*Past performance is not a guide to current and future performance. The value of your investments and any income from them may fall as well as rise and you may not get back the full amount you invested.*

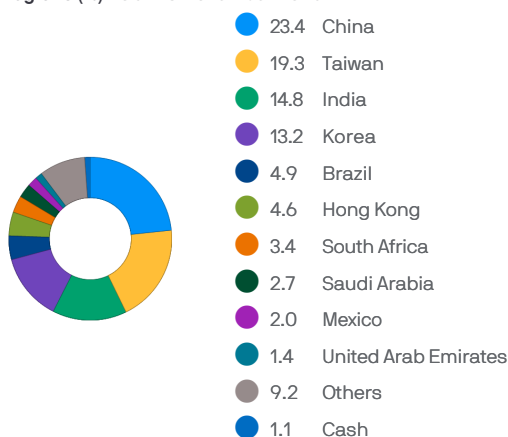
## ESG

For more information on our approach to sustainable investing at J.P. Morgan Asset Management please visit <https://am.jpmorgan.com/lu/esg>

## Holdings

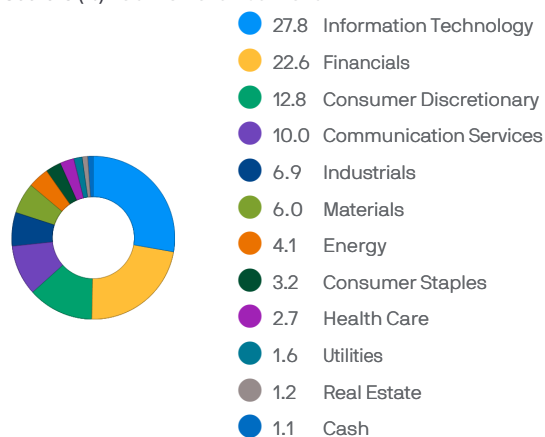
Top 10 As at 28 November 2025	Sector	% of assets
TAIWAN SEMICONDUCTOR MAN /TWD/ (Taiwan)	Information Technology	9.9
TENCENT HOLDINGS LTD /HKD/ (China)	Communication Services	5.3
SAMSUNG ELECTRONICS CO L /KRW/ (South Korea)	Information Technology	4.0
ALIBABA GROUP HOLDING LT /HKD/ (China)	Consumer Discretionary	3.4
SK HYNIX INC /KRW/ (South Korea)	Information Technology	2.1
HDFC BANK LIMITED /INR/ (India)	Financials	1.5
RELIANCE INDUSTRIES LIM /INR/ (India)	Energy	1.3
CHINA CONSTRUCTION BANK- /HKD/ (China)	Financials	1.3
HON HAI PRECISION INDUST /TWD/ (Taiwan)	Information Technology	1.2
ICICI BANK LTD /INR/ (India)	Financials	1.1

## Regions (%) As at 28 November 2025



Figures shown may not add up to 100 due to rounding.

## Sectors (%) As at 28 November 2025



Figures shown may not add up to 100 due to rounding.

## Number of Holdings

334

## Trading information

Stock exchange	Exchange ticker	Trading currency	Bloomberg ticker	Reuters RIC	SEDOL
Borsa Italiana	JEME	EUR	JEME IM	JEME.MI	BRQPCJ0
Deutsche Borse	JEEM	EUR	JEEM GY	JEEM.DE	BRQPCH8

## Key risks

The value of your investment may fall as well as rise and you may get back less than you originally invested.

The value of equity securities may go down as well as up in response to the performance of individual companies and general market conditions, sometimes rapidly or unpredictably. If a company goes through bankruptcy or a similar financial restructuring, its shares in issue typically lose most or all of their value.

Since the instruments held by the Sub-Fund may be denominated in currencies other than the Base Currency, the Sub-Fund may be affected unfavourably by exchange control regulations or fluctuations in currency rates. For this reason, changes in currency exchange rates can affect the value of the Sub-Fund's portfolio and may impact the value of the Shares.

Emerging markets may be subject to increased political, regulatory and economic instability, less developed custody and settlement practices, poor transparency and greater financial risks. Emerging market currencies may be subject to volatile price movements. Emerging market securities may also be subject to higher volatility and lower liquidity than developed market securities respectively. The Sub-Fund may invest in China A-Shares through the China-Hong Kong Stock Connect Programmes which are subject to regulatory change, quota limitations and also operational constraints which may result in increased counterparty risk.

The amount which foreign portfolio investor ("FPI") can invest in Indian companies is subject to quota limitations at the level of individual FPIs and of FPIs in aggregate, which may impact the ability of the Sub-Fund to invest directly in such companies. FPIs' Indian investments may also be subject to local capital gains tax, securities transaction tax and other forms of taxation, which may impact on the performance of the Sub-Fund.

The Sub-Fund may invest in securities of smaller companies which may be less liquid, more volatile and tend to carry greater financial risk than securities of larger companies.

Exclusion of companies that do not meet certain ESG criteria from the Sub-Fund's investment universe may cause the Sub-Fund to perform differently compared to similar funds that do not have such a policy.

The Sub-Fund seeks to provide a return above the Benchmark; however the Sub-Fund may underperform its Benchmark.

Further information about risks can be found in the "Risk Information" section of the Prospectus.

## General Disclosures

Before investing, obtain and review the current prospectus, Key Information Document (KID) and any applicable local offering document. These documents, as well as the sustainability-related disclosures, the annual and semi-annual reports and the articles of incorporation, are available in English free from your financial adviser, your J.P. Morgan Asset Management regional contact, the fund's issuer (see below) or at

[www.jpmmorganassetmanagement.ie](http://www.jpmmorganassetmanagement.ie). A summary of investor rights is available in English at

<https://am.jpmmorgan.com/lu/investor-rights>. J.P. Morgan Asset Management may decide to terminate the arrangements made for the marketing of its collective investment undertakings.

This material should not be considered as advice or an investment recommendation. Fund holdings and performance are likely to have changed since the report date.

To the extent permitted by applicable law, we may record telephone calls and monitor electronic communications to comply with our legal and regulatory obligations and internal policies. Personal data will be collected, stored and processed by J.P. Morgan Asset Management in accordance with our EMEA Privacy Policy [www.jpmmorgan.com/emea-privacy-policy](http://www.jpmmorgan.com/emea-privacy-policy)

For additional information on the sub-fund's target market please refer to the Prospectus.

The ETF is listed in the international quotation system of the Mexican Stock Exchange ("Sistema internacional de cotizaciones de la bolsa Mexicana de valores"). The registration does not imply a certification of the performance of the ETF.

## Contact Details

For further Information on JPMorgan AM ETFs please contact us on

+44 (0) 20 7134 3942 or on [jpmmam-etf@jpmmorgan.com](mailto:jpmmam-etf@jpmmorgan.com).

Risk Indicator - The risk indicator assumes you keep the product for 5 year(s). The risk of the product may be significantly higher if held for less than the recommended holding period.

The ongoing charge is the charge used in the EU PRIIPs KID. This charge represents the total cost of managing and operating the fund, including management fees, administrative costs, and other expenses (excluding transaction costs). The breakdown of costs are the max as detailed in the fund's prospectus. For more detailed information, please refer to the fund's prospectus and the PRIIPs KID available on our website.

## Performance information

Source: J.P. Morgan Asset Management. Share class performance is shown based on the NAV (net asset value) of the share class with income (gross) reinvested including actual ongoing charges excluding any entry and exit fees. Performance is shown based on the NAV which may not be the same as the market price of the ETF. Individual shareholders may realise returns that are different to the NAV based returns.

The return of your investment may change as a result of currency fluctuations if your investment is made in a currency other than that used in the past performance calculation.

Indices do not include fees or operating expenses and you cannot invest in them. Investors should note that the benchmark data presented is expressed in the fund's base currency, which may be different from the currency in which the share class performance data is presented. Investors should exercise caution when comparing the benchmark data with share class performance data that are in different currencies, as currency fluctuations can contribute to differences in performance outcomes.

The benchmark is for comparative purposes only unless specifically referenced in the Sub-Funds' Investment Objective and Policy.

## Information Sources

Fund information, including performance calculations and other data, is provided by J.P. Morgan Asset Management (the marketing name for the asset management businesses of JPMorgan Chase & Co. and its affiliates worldwide).

All data is as at the document date unless indicated otherwise.

© 2025 Morningstar. All Rights Reserved. The information contained herein: (1) is proprietary to Morningstar; (2) may not be copied or distributed; and (3) is not warranted to be accurate, complete or timely. Neither Morningstar nor its content providers are responsible for any damages or losses arising from any use of this information.

Benchmark Source: MSCI. Neither MSCI nor any other party involved in or related to compiling, computing or creating the MSCI data makes any express or implied warranties or representations with respect to such data (or the results to be obtained by the use thereof), and all such parties hereby expressly disclaim all warranties of originality, accuracy, completeness, merchantability or fitness for a particular purpose with respect to any of such data. Without limiting any of the foregoing, in no event shall MSCI, any of its affiliates or any third party involved, in or related to compiling, computing, or creating the data have any liability for any direct, indirect, special, punitive, consequential or any other damages (including lost profits) even if notified of the possibility of such damages. No further distribution or dissemination of the MSCI data is permitted without MSCI's express written consent.

## Regional Contact

JPMorgan Asset Management (Europe) S.à r.l., 6, route de Trèves, L-2633 Senningerberg, Luxembourg. B27900, corporate capital EUR 10.000.000.

## Issuer

JPMorgan Asset Management (Europe) S.à r.l., 6, route de Trèves, L-2633 Senningerberg, Luxembourg. B27900, corporate capital EUR 10.000.000.

The Sub-Fund is authorised in Ireland and regulated by the Central Bank of Ireland.

## Definitions

NAV Net Asset Value of a fund's assets less its liabilities per Share.