

JPMorgan ETFs (Ireland) ICAV -

# EUR IG Corporate Bond Active UCITS ETF

Class: JPM EUR IG Corporate Bond Active UCITS ETF - EUR (dist)

## Fund overview

**ISIN**  
IE000WAKWCV7

**Investment objective:** The Sub-Fund aims to achieve a long-term return in excess of Bloomberg Euro Corporate Index (the "Benchmark") by actively investing primarily in a portfolio of investment grade Euro denominated corporate debt securities.

**Investment policy:** The Sub-Fund pursues an actively-managed investment strategy.

**Investment approach**

- Uses a research-driven investment process that focuses on analysing fundamental, technical and valuation factors across countries, sectors and issuers.
- Enhanced index approach that builds a portfolio in reference to the benchmark by overweighting securities with the highest potential to outperform and underweighting securities based on fundamental or relative value analysis.
- Applies values and norms based screening and implements minimum investment thresholds on companies with positive ESG characteristics.

**Investor profile:** Typical investors in the Sub-Fund are expected to be investors who want to make an asset allocation into the investment grade EUR-denominated corporate securities sector and benefit from the higher yields generally offered by corporate bonds compared to government securities.

<b>Portfolio manager(s)</b>	<b>Fund launch</b>	<b>Ongoing charge</b> 0.04%
Usman Naeem Andreas Michalitsianos Qiwei Zhu	6 Dec 2018	The ongoing charge figure is a maximum that can be charged and includes a fee waiver by the Management Company in the amount of 0.15% per annum until 30 November 2026. From 1 December 2026 to 31 May 2027, the applicable revised fee waiver would be in the amount of 0.09% per annum. From 1 June 2027, the ongoing charge will revert to 0.19% per annum.
<b>Fund reference currency</b> EUR	<b>NAV EUR</b> 100.9327	<b>Securities Lending</b> Yes
<b>Share class currency</b> EUR	<b>Class launch</b> 15 Oct 2024	
<b>Fund assets</b> EUR 795.2m	<b>Domicile</b> Ireland	
	<b>Shares outstanding</b> 167,037	

**ESG information**

**ESG approach - ESG Promote**  
Promotes environmental and / or social characteristics.

**SFDR classification: Article 8**  
"Article 8" strategies promote social and/or environmental characteristics, but do not have sustainable investing as a core objective.

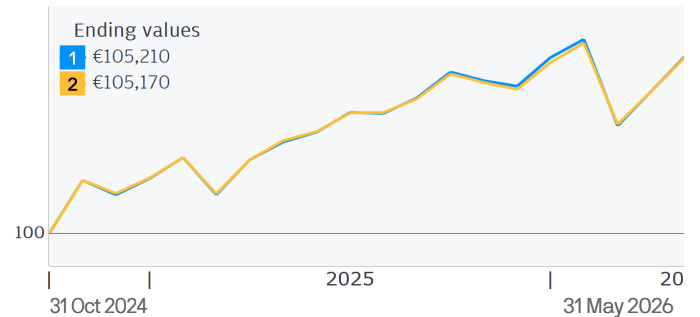
## Fund ratings *As at 31 May 2026*

Morningstar Category™ EUR Corporate Bond

## Performance

- 1 **Class:** JPM EUR IG Corporate Bond Active UCITS ETF - EUR (dist)
- 2 **Benchmark:** Bloomberg Euro Corporate Index

### Growth of EUR 100,000 *Calendar years*



### Calendar Year Performance (%)

	2016	2017	2018	2019	2020	2021	2022	2023	2024	2025
1	-	-	-	-	-	-	-	-	-	3.16
2	-	-	-	-	-	-	-	-	-	3.03

### Return (%)

	Cumulative				Annualised		
	1 month	3 months	1 year	YTD	3 years	5 years	Launch
1	0.98	-0.49	2.45	0.83	-	-	2.93
2	0.94	-0.42	2.37	0.89	-	-	2.91

### Performance Disclosures

**Past performance is not a guide to current and future performance. The value of your investments and any income from them may fall as well as rise and you may not get back the full amount you invested.**

### ESG

For more information on our approach to sustainable investing at J.P. Morgan Asset Management please visit <https://am.jpmorgan.com/lu/esg>

### Dividend History

Amount	Record Date	Payment Date	Mth Dividend Yield	Annualised yield
€0.6157	17 Jan 2025	07 Feb 2025	0.62 %	1.24 %
€1.6130	11 Jul 2025	07 Aug 2025	1.60 %	3.23 %
€1.5855	16 Jan 2026	06 Feb 2026	1.58 %	3.18 %

### Holdings

TOP 10	Coupon rate	Maturity date	% of assets
Goldman Sachs (United States)	3.509	17/08/2033	1.2
Commonwealth Bank of Australia (Australia)	3.788	26/08/2037	1.2
Unicredit (Italy)	3.800	16/01/2033	1.0
Amcor (Australia)	3.750	20/02/2033	0.9
Cencora (United States)	3.625	22/05/2032	0.9
Shell (United States)	2.250	21/11/2029	0.9
Deutsche Telekom (United States)	3.200	19/02/2032	0.9
Morgan Stanley (United States)	3.383	23/01/2032	0.8
Hon Hai Precision (Taiwan)	3.125	04/11/2031	0.7
BNP Paribas (France)	3.583	15/01/2031	0.7

#### Bond quality breakdown (%)

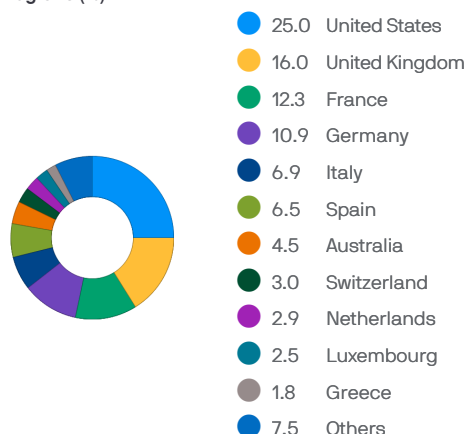
AAA: 0.04%	Corporate Bonds: 96.46%
AA: 2.11%	Average duration: 4.47 yrs
A: 37.56%	Yield to maturity: 3.82%
BBB: 55.76%	Average maturity: 5.22 yrs
< BBB: 3.51%	
Cash: 1.00%	

Figures shown may not add up to 100 due to rounding.

#### Value at Risk (Var)

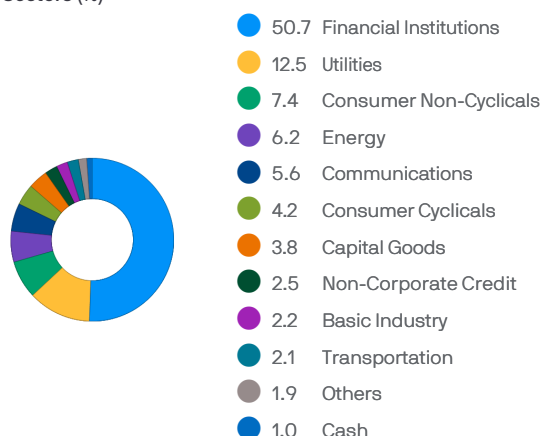
As at 29 May 2026	Fund	Benchmark
VaR	2.14%	2.01%

#### Regions (%)



Figures shown may not add up to 100 due to rounding.

#### Sectors (%)



Figures shown may not add up to 100 due to rounding.

#### Number of Holdings

487

#### Trading information

Stock exchange	Exchange ticker	Trading currency	Bloomberg ticker	Reuters RIC	SEDOL
Deutsche Borse	JEBE	EUR	JEBE GY	JEBE.DE	BRBQ4N6

## Key risks

The value of your investment may fall as well as rise and you may get back less than you originally invested.

The value of debt securities may change significantly depending on economic and interest rate conditions as well as the credit worthiness of the issuer. Issuers of debt securities may fail to meet payment obligations or the credit rating of debt securities may be downgraded. These risks are typically increased for below investment grade debt securities which may also be subject to higher volatility and lower liquidity than investment grade debt securities. The credit worthiness of unrated debt securities is not measured by reference to an independent credit rating agency.

Contingent convertible debt securities are likely to be adversely impacted should specific trigger events occur (as specified in the contract terms of the issuing company). This may be as a result of the security converting to equities at a discounted share price, the value of the security being written down, temporarily or permanently, and/or coupon payments ceasing or being deferred.

Exclusion of issuers that do not meet certain ESG criteria from the Sub-Fund's investment universe may cause the Sub-Fund to perform differently compared to similar funds that do not have such a policy. The Sub-Fund seeks to provide a return above the Benchmark; however the Sub-Fund may underperform its Benchmark. Further information about risks can be found in the "Risk Information" section of the Prospectus.

### General Disclosures

Before investing, obtain and review the current prospectus, Key Information Document (KID) and any applicable local offering document. These documents, as well as the sustainability-related disclosures, the annual and semi-annual reports and the articles of incorporation, are available in English free from your financial adviser, your J.P. Morgan Asset Management regional contact, the fund's issuer (see below) or at [www.jpmorganassetmanagement.ie](http://www.jpmorganassetmanagement.ie). A summary of investor rights is available in English at <https://am.jpmorgan.com/lu/investor-rights>. J.P. Morgan Asset Management may decide to terminate the arrangements made for the marketing of its collective investment undertakings.

This material should not be considered as advice or an investment recommendation. Fund holdings and performance are likely to have changed since the report date.

To the extent permitted by applicable law, we may record telephone calls and monitor electronic communications to comply with our legal and regulatory obligations and internal policies. Personal data will be collected, stored and processed by J.P. Morgan Asset Management in accordance with our EMEA Privacy Policy [www.jpmorgan.com/emea-privacy-policy](http://www.jpmorgan.com/emea-privacy-policy)

For additional information on the sub-fund's target market please refer to the Prospectus.

The ETF is listed in the international quotation system of the Mexican Stock Exchange ("Sistema internacional de cotizaciones de la bolsa Mexicana de valores"). The registration does not imply a certification of the performance of the ETF.

### Contact Details

For further information on JPMorgan AM ETFs please contact us on +44 (0) 20 7134 3942 or on [Jpmam\\_etf@jpmorgan.com](mailto:Jpmam_etf@jpmorgan.com).

Risk Indicator - The risk indicator assumes you keep the product for 5 year(s). The risk of the product may be significantly higher if held for less than the recommended holding period.

The ongoing charge is the charge used in the EU PRIIPs KID. This charge represents the total cost of managing and operating the fund, including management fees, administrative costs, and other

expenses (excluding transaction costs). The breakdown of costs are the max as detailed in the fund's prospectus. For more detailed information, please refer to the fund's prospectus and the PRIIPs KID available on our website.

### Performance information

Source: J.P. Morgan Asset Management. Share class performance is shown based on the NAV (net asset value) of the share class with income (gross) reinvested including actual ongoing charges excluding any entry and exit fees. Performance is shown based on the NAV which may not be the same as the market price of the ETF. Individual shareholders may realise returns that are different to the NAV based returns.

The return of your investment may change as a result of currency fluctuations if your investment is made in a currency other than that used in the past performance calculation.

Indices do not include fees or operating expenses and you cannot invest in them. Investors should note that the benchmark data presented is expressed in the fund's base currency, which may be different from the currency in which the share class performance data is presented. Investors should exercise caution when comparing the benchmark data with share class performance data that are in different currencies, as currency fluctuations can contribute to differences in performance outcomes.

The benchmark is for comparative purposes only unless specifically referenced in the Sub-Funds' Investment Objective and Policy.

Dividend income shown is gross of any applicable tax.

### Information Sources

Fund information, including performance calculations and other data, is provided by J.P. Morgan Asset Management (the marketing name for the asset management businesses of JPMorgan Chase & Co. and its affiliates worldwide).

All data is as at the document date unless indicated otherwise.

© 2026 Morningstar. All Rights Reserved. The information contained herein: (1) is proprietary to Morningstar; (2) may not be copied or distributed; and (3) is not warranted to be accurate, complete or timely. Neither Morningstar nor its content providers are responsible for any damages or losses arising from any use of this information.

Benchmark source: The Products are not sponsored, endorsed, sold or promoted by Bloomberg Barclays Capital, and Bloomberg Barclays Capital makes no warranty, express or implied, as to the results to be obtained by any person or entity from the use of any index, any opening, intra-day or closing value therefore, or any data included therein or relating thereto, in connection with any Fund or for any other purpose. Bloomberg Barclays Capital's only relationship to the Licensee with respect to the Products is the licensing of certain trademarks and trade names of Bloomberg Barclays Capital and the Bloomberg Barclays Capital indexes that are determined, composed and calculated by Bloomberg Barclays Capital without regard to Licensee or the Products.

### Regional Contact

JPMorgan Asset Management (Europe) S.à r.l., 6, route de Trèves, L-2633 Senningerberg, Luxembourg. B27900, corporate capital EUR 10.000.000.

### Issuer

JPMorgan Asset Management (Europe) S.à r.l., 6, route de Trèves, L-2633 Senningerberg, Luxembourg. B27900, corporate capital EUR 10.000.000.

The Sub-Fund is authorised in Ireland and regulated by the Central Bank of Ireland.

### Definitions

**NAV** Net Asset Value of a fund's assets less its liabilities per Share.