

1	2	3	4	5	6	7
---	---	---	---	---	---	---

JPMorgan ETFs (Ireland) ICAV -

Climate Change Solutions Active UCITS ETF

Class: JPM Climate Change Solutions Active UCITS ETF - USD (acc)

Fund overview

ISIN
IE00008S1EX4

Investment objective: The Sub-Fund aims to achieve a return through investing in companies with exposure to the theme of climate change solutions.

Investment policy: The Sub-Fund pursues an actively managed investment strategy without reference or constraints relative to the Benchmark.

Investment approach

- Uses the ThemeBot which, through natural language processing, determines textual relevance and revenue attribution to identify companies exposed to the theme of climate change solutions and its related sub-themes.
- Using the results of Themebot as the basis for company selection, applies an active, bottom-up investment approach to stock selection, drawing on a fundamental research-based investment process.
- Applies values and norms based screening to implement exclusions.

Investor profile: Typical investors in the Sub-Fund are expected to be those who seek exposure to the markets covered by the Benchmark and seek to invest in companies best positioned to develop solutions to address climate change, by being significantly engaged in developing climate change solutions, whilst not significantly harming any environmental or social objectives and following good governance practices

Portfolio manager(s) Jack Featherby Yazann Romahi Fred Barasi	Share class currency USD	Class launch 14 Jun 2022
Fund reference currency USD	Fund assets USD 84.0m	Domicile Ireland
	Fund launch 14 Jun 2022	Shares outstanding 2,075,040
	NAV USD 41.1022	Ongoing charge 0.59%

ESG information

ESG approach - Thematic

Investments in themes or assets specifically related to sustainability.

SFDR classification: Article 9

"Article 9" strategies have a sustainable investment objective.

Fund ratings *As at 31 March 2026*

Overall Morningstar Rating™ ★★★★★

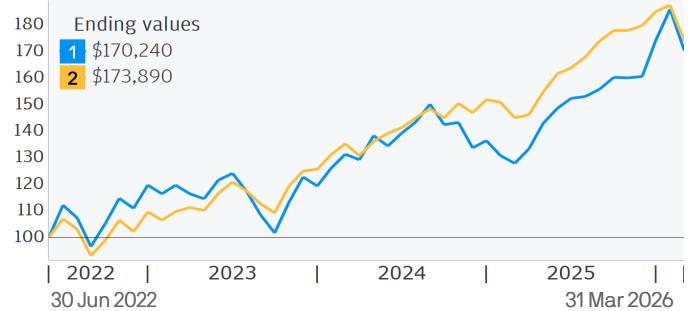
Morningstar Category™ Sector Equity Ecology

Performance

1 Class: JPM Climate Change Solutions Active UCITS ETF - USD (acc)

2 Benchmark: MSCI All Country World Index (Total Return Net)

Growth of USD 100,000 *Calendar years*



Calendar Year Performance (%)

	2016	2017	2018	2019	2020	2021	2022	2023	2024	2025
1	-	-	-	-	-	-	-	10.72	8.88	20.03
2	-	-	-	-	-	-	-	22.20	17.49	22.34

Return (%)

	Cumulative				Annualised		
	1 month	3 months	1 year	YTD	3 years	5 years	Launch
1	-8.40	6.09	33.19	6.09	12.45	-	14.60
2	-7.18	-3.20	20.01	-3.20	16.58	-	15.88

Performance Disclosures

Past performance is not a guide to current and future performance. The value of your investments and any income from them may fall as well as rise and you may not get back the full amount you invested.

ESG

For more information on our approach to sustainable investing at J.P. Morgan Asset Management please visit <https://am.jpmorgan.com/lu/esg>

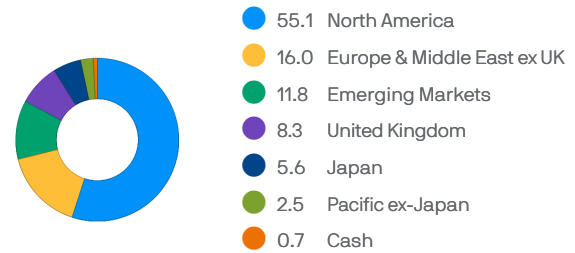
Portfolio analysis

Measurement	3 years	5 years
Correlation	0.86	-
Alpha (%)	-3.54	-
Beta	1.28	-
Annualised volatility (%)	17.18	-
Sharpe ratio	0.49	-
Tracking error (%)	9.44	-
Information ratio	-0.30	-

Holdings

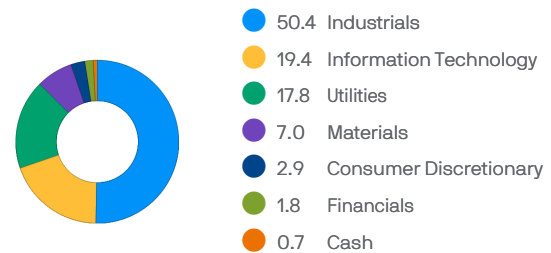
Top 10	Sector	% of assets
Nextera Energy	Utilities	4.4
SSE	Utilities	3.9
Trane Technologies	Industrials	3.5
Deere	Industrials	3.3
CATL	Industrials	3.3
AGCO	Industrials	2.9
E.ON	Utilities	2.9
TSMC	Information Technology	2.5
National Grid	Utilities	2.4
Nvidia	Information Technology	2.4

Regions (%)



Figures shown may not add up to 100 due to rounding.

Sectors (%)



Figures shown may not add up to 100 due to rounding.

Number of Holdings

62

Trading information

Stock exchange	Exchange ticker	Trading currency	Bloomberg ticker	Reuters RIC	SEDOL
London Stock Exchange	T3MP	USD	T3MP LN	T3MP.L	BN7SB82
London Stock Exchange	T3PM	GBX	T3PM LN	T3PM.L	BN7SB93
Deutsche Borse	T3MP	EUR	T3MP GY	T3MP.DE	BN7S9Y4
Borsa Italiana	TEMP	EUR	TEMP IM	TEMP.MI	BN7SB60
Six Swiss Exchange	TEMP	USD	TEMP SW	TEMP.S	BN7SB71

Key risks

The value of your investment may fall as well as rise and you may get back less than you originally invested.

The value of equities may go down as well as up in response to the performance of individual companies and general market conditions, sometimes rapidly or unpredictably. If a company goes through bankruptcy or a similar financial restructuring, its shares in issue typically lose most or all of their value.

Since the instruments held by the Sub-Fund may be denominated in currencies other than the Base Currency, the Sub-Fund may be affected unfavourably by exchange control regulations or fluctuations in currency rates. For this reason, changes in currency exchange rates can affect the value of the Sub-Fund's portfolio and may impact the value of the Shares.

The Sub-Fund seeks to provide a return above the Benchmark; however the Sub-Fund may underperform the Benchmark.

Emerging markets may be subject to increased political, regulatory and economic instability, less developed custody and settlement practices, poor transparency and greater financial risks.

Thematic risk

To the extent that a Sub-Fund invests a large portion of its assets in a single theme it is likely to be more volatile and carry a greater risk of loss than a Sub-Fund that invests more broadly. Sub-Funds that are concentrated in investments exposed to a single theme may be subject to periods of underperformance and could be disproportionately affected by political, taxation, regulation, or government policy prejudicial to the theme which could lead to decreased liquidity and increased volatility in the value of the relevant securities.

Smaller companies risk

Stocks of smaller companies which may be less liquid, more volatile and tend to carry greater financial risk than stocks of larger companies.

General Disclosures

Before investing, obtain and review the current prospectus, Key Information Document (KID) and any applicable local offering document. These documents, as well as the sustainability-related disclosures, the annual and semi-annual reports and the articles of incorporation, are available in English free from your financial adviser, your J.P. Morgan Asset Management regional contact, the fund's issuer (see below) or at www.jpmorganassetmanagement.ie. A summary of investor rights is available in English at <https://am.jpmorgan.com/lu/investor-rights>. J.P. Morgan Asset Management may decide to terminate the arrangements made for the marketing of its collective investment undertakings.

This material should not be considered as advice or an investment recommendation. Fund holdings and performance are likely to have changed since the report date.

To the extent permitted by applicable law, we may record telephone calls and monitor electronic communications to comply with our legal and regulatory obligations and internal policies. Personal data will be collected, stored and processed by J.P. Morgan Asset Management in accordance with our EMEA Privacy Policy www.jpmorgan.com/emea-privacy-policy

For additional information on the sub-fund's target market please refer to the Prospectus.

The ETF is listed in the international quotation system of the Mexican Stock Exchange ("Sistema internacional de cotizaciones de la bolsa Mexicana de valores"). The registration does not imply a certification of the performance of the ETF.

Contact Details

For further information on JPMorgan AM ETFs please contact us on +44 (0) 20 7134 3942 or on Jpmam-etf@jpmorgan.com.

Risk Indicator - The risk indicator assumes you keep the product for 5 year(s). The risk of the product may be significantly higher if held for less than the recommended holding period.

The ongoing charge is the charge used in the EU PRIIPs KID. This charge represents the total cost of managing and operating the fund, including management fees, administrative costs, and other expenses (excluding transaction costs). The breakdown of costs are the max as detailed in the fund's prospectus. For more detailed information, please refer to the fund's prospectus and the PRIIPs KID available on our website.

Performance information

Source: J.P. Morgan Asset Management. Share class performance is shown based on the NAV (net asset value) of the share class with income (gross) reinvested including actual ongoing charges excluding any entry and exit fees. Performance is shown based on the NAV which may not be the same as the market price of the ETF. Individual shareholders may realise returns that are different to the NAV based returns.

The return of your investment may change as a result of currency fluctuations if your investment is made in a currency other than that used in the past performance calculation.

Indices do not include fees or operating expenses and you cannot invest in them. Investors should note that the benchmark data presented is expressed in the fund's base currency, which may be different from the currency in which the share class performance data is presented. Investors should exercise caution when comparing the benchmark data with share class performance data that are in different currencies, as currency fluctuations can contribute to differences in performance outcomes.

The benchmark is for comparative purposes only unless specifically referenced in the Sub-Funds' Investment Objective and Policy.

Information Sources

Fund information, including performance calculations and other data, is provided by J.P. Morgan Asset Management (the marketing name for the asset management businesses of JPMorgan Chase & Co. and its affiliates worldwide).

All data is as at the document date unless indicated otherwise.

© 2026 Morningstar. All Rights Reserved. The information contained herein: (1) is proprietary to Morningstar; (2) may not be copied or distributed; and (3) is not warranted to be accurate, complete or timely. Neither Morningstar nor its content providers are responsible for any damages or losses arising from any use of this information.

Regional Contact

JPMorgan Asset Management (Europe) S.à r.l., 6, route de Trèves, L-2633 Senningerberg, Luxembourg. B27900, corporate capital EUR 10.000.000.

Issuer

JPMorgan Asset Management (Europe) S.à r.l., 6, route de Trèves, L-2633 Senningerberg, Luxembourg. B27900, corporate capital EUR 10.000.000.

The Sub-Fund is authorised in Ireland and regulated by the Central Bank of Ireland.

Definitions

NAV Net Asset Value of a fund's assets less its liabilities per Share.

Overall Morningstar Rating™ assessment of a fund's past performance, based on both return and risk and shows how similar investments compare with their competitors. Investment decisions should not be based on a high rating alone.

Correlation measures the strength and direction of the relationship between movements in fund and benchmark returns. A correlation of 1.00 indicates that fund and benchmark returns move in lockstep in the same direction.

Alpha (%) a measure of excess return generated by a manager compared to the benchmark. An alpha of 1.00 indicates that a fund has outperformed its benchmark by 1%.

Beta measures a fund's sensitivity to market movements (as represented by the fund's benchmark). A beta of 1.10 suggests the fund could perform 10% better than the benchmark in up markets and 10% worse in down markets, assuming all other factors remain constant. Usually the higher betas represent riskier investments.

Annualised volatility (%) measures the extent to which returns vary up and down over a given period.

Sharpe ratio performance of an investment adjusting for the amount of risk taken (compared a risk-free investment). The higher the Sharpe ratio the better the returns compared to the risk taken.

Tracking error (%) measures how much a fund's returns deviate from those of the benchmark. The lower the number the closer the fund's historic performance has followed its benchmark.

Information ratio measures if a manager is outperforming or underperforming the benchmark and accounts for the risk taken to achieve the returns. A manager who outperforms a benchmark by 2% p.a. will have a higher IR than a manager with the same outperformance but who takes more risk.