

1	2	3	4	5	6	7
---	---	---	---	---	---	---

JPMorgan ETFs (Ireland) ICAV -

# Global Aggregate Bond Active UCITS ETF

Class: JPM Global Aggregate Bond Active UCITS ETF - EUR Hedged (acc)

## Fund overview

**ISIN**  
IE000PQQLZM7

**Investment objective:** The objective of the Sub-Fund is to achieve a long-term return in excess of Bloomberg Global Aggregate Index Total Return USD Unhedged ("the Benchmark") by actively investing primarily in a portfolio of investment grade debt securities, globally, using financial derivative instruments to gain exposure to underlying assets, where appropriate.

**Investment policy:** The Sub-Fund pursues an actively-managed investment strategy.

### Investment approach

- Uses a globally integrated research driven investment process that focuses on analysing fundamental, quantitative and technical factors across countries, sectors and issuers.
- Combines top down asset allocation and bottom-up security selection targeting diversified sources of portfolio return – including sector rotation, security selection, currencies and yield curve positioning.
- Invests across all sectors of global investment grade debt which includes government, government related, corporate, emerging markets and securitised debt.
- May also invest in below investment grade bonds, unrated bond and currency exposure is typically hedged back to the currency weights of the benchmark.

**Investor profile:** Typical investors in the Sub-Fund are expected to be those who seek exposure to the market covered by the Benchmark and a broadly diversified investment grade bond investment with positive environmental and/or social characteristics that follow good governance practices and an overlay of ESG integration and values and norms-based screening of its investment universe.

<b>Portfolio manager(s)</b>	<b>Fund reference currency</b> USD	<b>NAV EUR</b> 10.5324
Myles Bradshaw	<b>Share class</b>	<b>Class launch</b>
Iain Stealey	<b>currency</b> EUR	11 Oct 2023
Seamus Mac Gorain	<b>Fund assets</b>	<b>Domicile</b> Ireland
Andreas	USD 309.4m	<b>Shares outstanding</b>
Michalitsianos	<b>Fund launch</b>	13,215,700
Nicholas Wall	11 Oct 2023	<b>Ongoing charge</b> 0.30%
Viren Patel		
Evan Olonoff		

## ESG information

### ESG approach - ESG Promote

Promotes environmental and / or social characteristics.

### SFDR classification: Article 8

"Article 8" strategies promote social and/or environmental characteristics, but do not have sustainable investing as a core objective.

## Fund ratings *As at 30 September 2025*

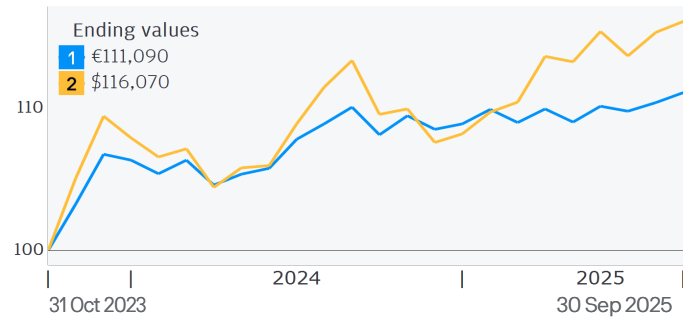
**Morningstar Category™** Global Diversified Bond - EUR Hedged

## Performance

**1 Class:** JPM Global Aggregate Bond Active UCITS ETF - EUR Hedged (acc)

**2 Benchmark:** Bloomberg Global Aggregate Index Total Return USD Unhedged.

### Growth of EUR 100,000 *Calendar years*



### Calendar Year Performance (%)

	2015	2016	2017	2018	2019	2020	2021	2022	2023	2024
1	-	-	-	-	-	-	-	-	-	1.64
2	-	-	-	-	-	-	-	-	-	-1.69

### Return (%)

	Cumulative				Annualised		
	1 month	3 months	1 year	YTD	3 years	5 years	Launch
1	0.65	0.90	0.95	2.40	-	-	4.78
2	0.65	0.60	2.40	7.91	-	-	7.04

### Performance Disclosures

*Past performance is not a guide to current and future performance. The value of your investments and any income from them may fall as well as rise and you may not get back the full amount you invested.*

### ESG

For more information on our approach to sustainable investing at J.P. Morgan Asset Management please visit

<https://am.jpmorgan.com/lu/esg>

### Holdings

TOP 10 As at 30 September 2025	Coupon rate	Maturity date	Sector	% of assets
BUONI POLI 2.95% 07/01/30/EUR/ (Italy)	2.950	01/07/2030	Government	7.0
CHINA GOVE 2.04% 11/25/34/CNY/ (China)	2.040	25/11/2034	Government	3.1
CHINA GOVE 2.67% 05/25/33/CNY/ (China)	2.670	25/05/2033	Government	2.3
US TIPS 1.625% 04/15/30 (United States)	1.625	15/04/2030	Government	2.2
US TIPS 1.625% 10/15/29 (United States)	1.625	15/10/2029	Government	2.2
UMBS P#SD8475 5.5% 11/01/54 (United States)	5.500	01/11/2054	Mortgage Backed	2.2
BUONI POLI 3.65% 08/01/35/EUR/ (Italy)	3.650	01/08/2035	Government	2.1
MEX BONOS 7.75% 05/29/31/MXN/ (Mexico)	7.750	29/05/2031	Government	2.0
ONTARIO (P 3.65% 06/02/33/CAD/ (Canada)	3.650	02/06/2033	Government	1.7
UNITED KING 4.5% 03/07/35/GBP/ (United Kingdom)	4.500	07/03/2035	Government	1.7

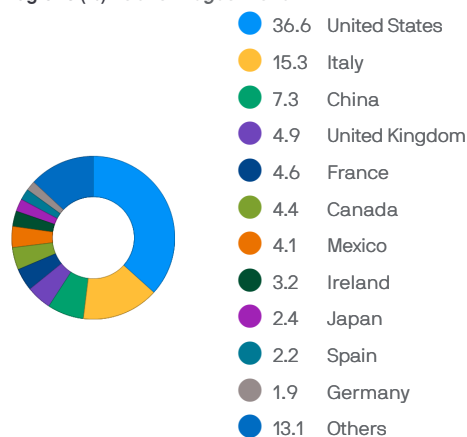
#### Bond quality breakdown (%) As at 31 August 2025

AAA: 7.73%	Corporate Bonds: 25.41%
AA: 33.23%	Average duration: 6.57 yrs
A: 23.36%	Yield to maturity (USD): 4.12%
BBB: 31.07%	Average maturity: 7.40 yrs
< BBB: 4.64%	
Non Rated: -0.03%	

Figures shown may not add up to 100 due to rounding.

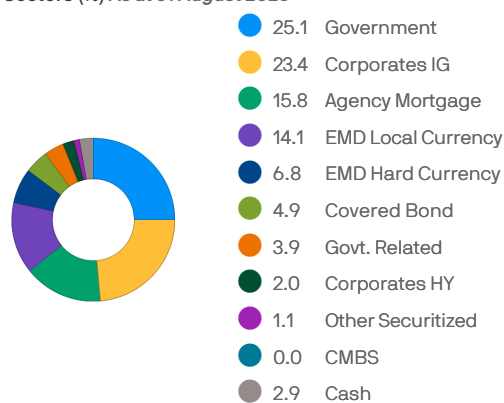
Value at Risk (Var)	Fund	Benchmark
Var	4.30%	4.02%

#### Regions (%) As at 31 August 2025



Figures shown may not add up to 100 due to rounding.

#### Sectors (%) As at 31 August 2025



Figures shown may not add up to 100 due to rounding.

#### Number of Holdings

434

#### Trading information

Stock exchange	Exchange ticker	Trading currency	Bloomberg ticker	Reuters RIC	SEDOL
Deutsche Borse	JAGE	EUR	JAGE GY	JAGE.DE	BPY00B1
Borsa Italiana	JAGE	EUR	JAGE IM	JAGE.MI	BPY00F5
Six Swiss Exchange	JAGE	EUR	JAGE SW	JAGE.S	BKPJG69

## Key risks

The value of your investment may fall as well as rise and you may get back less than you originally invested.

The value of debt securities may change significantly depending on economic and interest rate conditions as well as the credit worthiness of the issuer. Issuers of debt securities may fail to meet payment obligations or the credit rating of debt securities may be downgraded. These risks are typically increased for below investment grade debt securities which may also be subject to higher volatility and lower liquidity than investment grade debt securities. The credit worthiness of unrated debt securities is not measured by reference to an independent credit rating agency.

Emerging markets may be subject to increased political, regulatory and economic instability, less developed custody and settlement practices, poor transparency and greater financial risks. Emerging market currencies may be subject to volatile price movements. Emerging market securities may also be subject to higher volatility and lower liquidity than developed market securities respectively.

Investments in onshore debt securities issued within the PRC through Bond Connect are subject to regulatory change and operational constraints which may result in increased counterparty risk. Market volatility and potential lack of liquidity due to low trading volumes may cause prices of bonds to fluctuate significantly.

To the extent that the Sub-Fund uses financial derivative instruments, the risk profile and the volatility of the Sub-Fund may increase.

Convertible securities have characteristics of both debt and equity securities and carry credit, default, equity, interest rate, liquidity and market risks. Convertible bonds may also be subject to lower liquidity than the underlying equity securities.

Contingent Convertible Securities are likely to be adversely impacted should specific trigger events occur (as specified in the contract terms of the issuing company). This may be as a result of the security converting to equities at a discounted share price, the value of the security being written down, temporarily or permanently, and/or coupon payments ceasing or being deferred.

Asset-backed and mortgage-backed securities may be highly illiquid, subject to adverse changes to interest rates and to the risk that the payment obligations relating to the underlying asset are not met. Since the instruments held by the Sub-Fund may be denominated in currencies other than the Base Currency, the Sub-Fund may be affected unfavourably by exchange control regulations or fluctuations in currency rates. For this reason, changes in currency exchange rates can affect the value of the Sub-Fund's portfolio and may impact the value of the Shares.

Exclusion of companies that do not meet certain ESG criteria from the Sub-Fund's investment universe may cause the Sub-Fund to perform differently compared to similar funds that do not have such a policy.

The Sub-Fund seeks to provide a return above the Benchmark; however the Sub-Fund may underperform the Benchmark. Further information about risks can be found in the "Risk Information" section of the Prospectus.

### General Disclosures

Before investing, obtain and review the current prospectus, Key Information Document (KID) and any applicable local offering document. These documents, as well as the sustainability-related disclosures, the annual and semi-annual reports and the articles of incorporation, are available in English free from your financial adviser, your J.P. Morgan Asset Management regional contact, the fund's issuer (see below) or at [www.jpmorganassetmanagement.ie](http://www.jpmorganassetmanagement.ie). A summary of investor rights is available in English at

<https://am.jpmorgan.com/lu/investor-rights>. J.P. Morgan Asset Management may decide to terminate the arrangements made for the marketing of its collective investment undertakings.

This material should not be considered as advice or an investment recommendation. Fund holdings and performance are likely to have changed since the report date.

To the extent permitted by applicable law, we may record telephone calls and monitor electronic communications to comply with our legal and regulatory obligations and internal policies. Personal data will be collected, stored and processed by J.P. Morgan Asset

Management in accordance with our EMEA Privacy Policy

[www.jpmorgan.com/emea-privacy-policy](http://www.jpmorgan.com/emea-privacy-policy)

For additional information on the sub-fund's target market please refer to the Prospectus.

The ETF is listed in the international quotation system of the Mexican Stock Exchange ("Sistema internacional de cotizaciones de la bolsa Mexicana de valores"). The registration does not imply a certification of the performance of the ETF.

### Contact Details

For further information on JPMorgan AM ETFs please contact us on +44 (0) 20 7134 3942 or on [Jpmam\\_etf@jpmorgan.com](mailto:Jpmam_etf@jpmorgan.com).

Risk Indicator - The risk indicator assumes you keep the product for 5 year(s). The risk of the product may be significantly higher if held for less than the recommended holding period.

The ongoing charge is the charge used in the EU PRIIPs KID. This charge represents the total cost of managing and operating the fund, including management fees, administrative costs, and other expenses (excluding transaction costs). The breakdown of costs are the max as detailed in the fund's prospectus. For more detailed information, please refer to the fund's prospectus and the PRIIPs KID available on our website.

### Performance information

Source: J.P. Morgan Asset Management. Share class performance is shown based on the NAV (net asset value) of the share class with income (gross) reinvested including actual ongoing charges excluding any entry and exit fees. Performance is shown based on the NAV which may not be the same as the market price of the ETF. Individual shareholders may realise returns that are different to the NAV based returns.

The return of your investment may change as a result of currency fluctuations if your investment is made in a currency other than that used in the past performance calculation.

Indices do not include fees or operating expenses and you cannot invest in them. Investors should note that the benchmark data presented is expressed in the fund's base currency, which may be different from the currency in which the share class performance data is presented. Investors should exercise caution when comparing the benchmark data with share class performance data that are in different currencies, as currency fluctuations can contribute to differences in performance outcomes.

The benchmark is for comparative purposes only unless specifically referenced in the Sub-Funds' Investment Objective and Policy.

### Information Sources

Fund information, including performance calculations and other data, is provided by J.P. Morgan Asset Management (the marketing name for the asset management businesses of JPMorgan Chase & Co. and its affiliates worldwide).

All data is as at the document date unless indicated otherwise.

© 2025 Morningstar. All Rights Reserved. The information contained herein: (1) is proprietary to Morningstar; (2) may not be copied or distributed; and (3) is not warranted to be accurate, complete or timely. Neither Morningstar nor its content providers are responsible for any damages or losses arising from any use of this information.

### Regional Contact

JPMorgan Asset Management (Europe) S.à r.l., 6, route de Trèves, L-2633 Senningerberg, Luxembourg. B27900, corporate capital EUR 10.000.000.

### Issuer

JPMorgan Asset Management (Europe) S.à r.l., 6, route de Trèves, L-2633 Senningerberg, Luxembourg. B27900, corporate capital EUR 10.000.000.

The Sub-Fund is authorised in Ireland and regulated by the Central Bank of Ireland.

### Definitions

**NAV** Net Asset Value of a fund's assets less its liabilities per Share.