

iShares Physical Palladium ETC
U.S. Dollar (No Income)
iShares Physical Metals plc

January 2026

Performance, Portfolio Breakdowns and Net Assets information as at: 31-Jan-2026. All other data as at 05-Feb-2026.
This document is marketing material. For Investors in Luxembourg. Investors should read the KIID/PRIIPs document and prospectus prior to investing, and should refer to the prospectus for the funds full list of risks.

FUND OVERVIEW

The ETC seeks to track the return of the palladium spot price

KEY BENEFITS

1. Targeted exposure to the palladium spot price
2. Direct investment into palladium
3. Single commodity exposure


RISK INDICATOR

Lower Risk

Potentially Lower Rewards

Higher Risk

Potentially Higher Rewards



CAPITAL AT RISK: The value of investments and the income from them can fall as well as rise and are not guaranteed. Investors may not get back the amount originally invested.

KEY RISKS: The value of your investment will vary and your initial investment amount cannot be guaranteed. The securities issued by iShares Physical Metals plc are limited recourse obligations which are payable solely out of the underlying secured property. If the secured property is insufficient any outstanding claims will remain unpaid. ETCs will seek exposure to a limited number of market sectors. Compared to investments which spread investment risk more generally through a variety of sectors, price movements may have a greater effect on the overall value of the investment. Precious metal prices are generally more volatile than most other asset classes, making investments riskier and more complex than other investments. ETCs trade on exchanges like securities and are bought and sold at market prices which may be different to the net asset values of the ETCs.

PRODUCT INFORMATION

ISIN : IE00B4556L06
Share Class Launch Date : 08-Apr-2011
Share Class Currency : USD
Total Expense Ratio : 0,20%
Use of Income : No Income
Net Assets of Share Class (M) : 123,88 USD

KEY FACTS

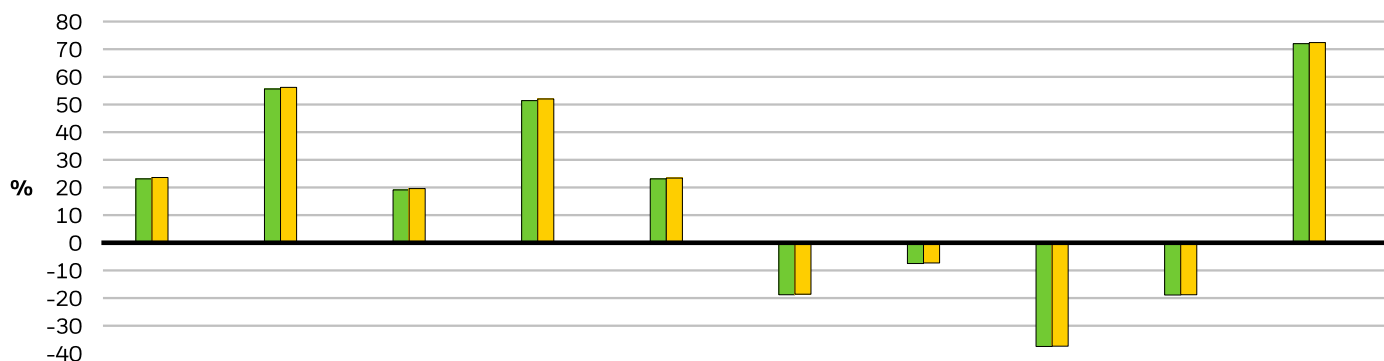
Asset Class : Commodity
Benchmark : London Palladium PM Fix
Fund Launch Date : 08-Apr-2011
Net Assets of Fund (M) : 123,88 USD
Domicile : Ireland
Methodology : Physical Replication
Issuing Company : iShares Physical Metals plc
Product Structure : Physical metal
Daily Metal Entitlement per Security : 0,03
Ounces Held : 68.063,62
Total Metal (tonnes) : 2,12

iShares Physical Palladium ETC

U.S. Dollar (No Income)

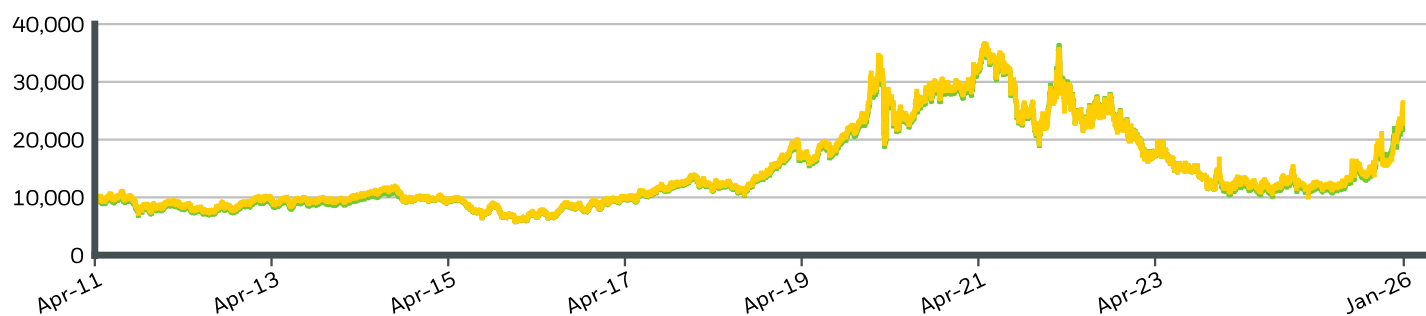
iShares Physical Metals plc

CALENDAR YEAR PERFORMANCE



| | 2016 | 2017 | 2018 | 2019 | 2020 | 2021 | 2022 | 2023 | 2024 | 2025 |
|--------------------|-------|-------|-------|-------|-------|--------|-------|--------|--------|-------|
| Share Class | 23,09 | 55,59 | 19,12 | 51,41 | 23,05 | -18,81 | -7,45 | -37,54 | -18,93 | 72,04 |
| Benchmark | 23,58 | 56,21 | 19,60 | 52,02 | 23,44 | -18,65 | -7,26 | -37,42 | -18,77 | 72,39 |

GROWTH OF HYPOTHETICAL 10,000 USD SINCE INCEPTION



CUMULATIVE & ANNUALISED PERFORMANCE

| | CUMULATIVE (%) | | | | | ANNUALISED (% p.a.) | | |
|--------------------|----------------|-------|-------|-------|-------|---------------------|-------|-----------------|
| | 1m | 3m | 6m | YTD | 1y | 3y | 5y | Since Inception |
| Share Class | 16,13 | 24,17 | 49,40 | 16,13 | 82,73 | 3,79 | -4,99 | 5,38 |
| Benchmark | 16,15 | 24,23 | 49,55 | 16,15 | 83,10 | 4,00 | -4,80 | 5,72 |

The figures shown relate to past performance. Past performance is not a reliable indicator of current or future performance and should not be the sole factor of consideration when selecting a product or strategy. Share Class and Benchmark performance displayed in USD, hedged share class benchmark performance is displayed in USD. Performance is shown on a Net Asset Value (NAV) basis, with gross income reinvested where applicable. The return of your investment may increase or decrease as a result of currency fluctuations if your investment is made in a currency other than that used in the past performance calculation. **Source:** BlackRock

■ Share Class iShares Physical Palladium ETC U.S. Dollar (No Income)
■ Benchmark London Palladium PM Fix

Contact Us

For EMEA: +44-207-743-2030 • www.blackrock.com • investor.services@blackrock.com

iShares Physical Palladium ETC

U.S. Dollar (No Income)

iShares Physical Metals plc

iShares
by BlackRock

TOP 10 HOLDINGS (%)

Top Holdings data is unavailable at this time.

TRADING INFORMATION

| | | |
|------------------|-----------------------|-----------------------|
| Exchange | London Stock Exchange | London Stock Exchange |
| Ticker | SPDM | IPDM |
| Bloomberg Ticker | SPDM LN | IPDM LN |
| RIC | SPDM.L | IPDM.L |
| SEDOL | B4JV4D2 | B4556L0 |
| Listing Currency | GBP | USD |

Contact Us

For EMEA: +44-207-743-2030 • www.blackrock.com • investor.services@blackrock.com

IMPORTANT INFORMATION:

In the UK and Non-European Economic Area (EEA) countries: This is Issued by BlackRock Investment Management (UK) Limited, authorised and regulated by the Financial Conduct Authority. Registered office: 12 Throgmorton Avenue, London, EC2N 2DL. Tel: + 44 (0)20 7743 3000. Registered in England and Wales No. 02020394. For your protection telephone calls are usually recorded. Please refer to the Financial Conduct Authority website for a list of authorised activities conducted by BlackRock.

In the European Economic Area (EEA): This is issued by BlackRock (Netherlands) B.V. is authorised and regulated by the Netherlands Authority for the Financial Markets. Registered office Amstelplein 1, 1096 HA, Amsterdam, Tel: +44-207-743-2030. Trade Register No. 17068311 For your protection telephone calls are usually recorded.

Restricted Investors: This document is not, and under no circumstances is to be construed as an advertisement or any other step in furtherance of a public offering of shares in the United States or Canada. This document is not aimed at persons who are resident in the United States, Canada or any province or territory thereof, where the companies/securities are not authorised or registered for distribution and where no prospectus has been filed with any securities commission or regulatory authority. The companies/securities may not be acquired or owned by, or acquired with the assets of, an ERISA Plan.

Index Disclaimers: iShares Physical Gold ETC is based in whole, or in part, on the LBMA Gold Price owned by Precious Metals Prices Limited, sourced by and licensed to ICE Benchmark Administration as the administrator, operator and publication agent of the LBMA Gold Price, and is used by BlackRock with permission under sublicense by ICE.

Any research in this document has been procured and may have been acted on by BlackRock for its own purpose. The results of such research are being made available only incidentally. The views expressed do not constitute investment or any other advice and are subject to change. They do not necessarily reflect the views of any company in the BlackRock Group or any part thereof and no assurances are made as to their accuracy.

© 2026 BlackRock, Inc. All Rights reserved. BLACKROCK, BLACKROCK SOLUTIONS and iSHARES are trademarks of BlackRock, Inc. or its subsidiaries in the United States and elsewhere. All other trademarks are those of their respective owners.

Contact Us

For EMEA: +44-207-743-2030 • www.blackrock.com • investor.services@blackrock.com