



iShares Core CHF Corporate Bond ETF (CH)
Swiss Franc (Distributing)
iShares ETF III (CH)



November 2025

Unless otherwise stated, Performance, Portfolio Breakdowns and Net Assets information as at: 30-Nov-2025. All other data as at 08-Dec-2025.

This document is marketing material. For Investors in Switzerland. Investors should read the KIID/PRIIPs document and prospectus prior to investing, and should refer to the prospectus for the funds full list of risks. For Professional Clients and Qualified Investors only.

FUND OVERVIEW

The Fund seeks to track the performance of an index composed of Swiss Franc denominated investment grade corporate bonds.

KEY BENEFITS

- 1. Diversified exposure to corporate bonds issued in CHF
- 2. Direct investment in corporate bonds across sectors (industrials, utilities and financial companies)
- 3. CHF denominated investment grade bond exposure

RISK INDICATOR

Lower Risk

Potentially Lower Rewards

Higher Risk

Potentially Higher Rewards



CAPITAL AT RISK: The value of investments and the income from them can fall as well as rise and are not guaranteed. Investors may not get back the amount originally invested.

KEY RISKS:

- Credit risk, changes to interest rates and/or issuer defaults will have a significant impact on the performance of fixed income securities. Potential or actual credit rating downgrades may increase the level of risk.
- Investment risk is concentrated in specific sectors, countries, currencies or companies. This means the Fund is more sensitive to any localised economic, market, political, sustainability-related or regulatory events.
- Counterparty Risk: The insolvency of any institutions providing services such as safekeeping of assets or acting as counterparty to derivatives or other instruments, may expose the Fund to financial loss.
- Credit Risk: The issuer of a financial asset held within the Fund may not pay income or repay capital to the Fund when due.
- Liquidity Risk: Lower liquidity means there are insufficient buyers or sellers to allow the Fund to sell or buy investments readily.

PRODUCT INFORMATION

ISIN : CH0226976816
Share Class Launch Date : 14-Jan-2014
Share Class Currency : CHF
Total Expense Ratio : 0.15%
Use of Income : Distributing
Net Assets of Share Class (M) : 1,908.69 CHF

KEY FACTS

Asset Class : Fixed Income
Benchmark : Swiss Bond Index® Corporate
Fund Launch Date : 14-Jan-2014
Distribution Frequency : Semi-Annual
Net Assets of Fund (M) : 1,908.69 CHF
SFDR Classification : Other
Domicile : Switzerland
Methodology : Optimised
Issuing Company : iShares ETF III (CH)
Product Structure : Physical

PORTFOLIO CHARACTERISTICS

Average Weighted Maturity : 4.74 yrs
Effective Duration : 4.53 yrs
Standard Deviation (3y) : 2.16%
3y Beta : 1.00
12m Trailing Yield : 1.17%
Yield To Maturity : 0.80%
Number of Holdings : 809

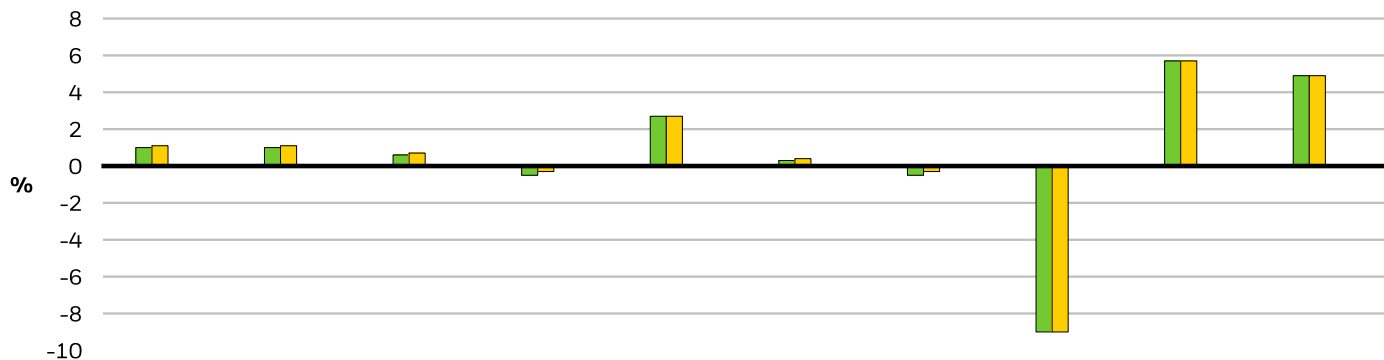
iShares Core CHF Corporate Bond ETF (CH)

Swiss Franc (Distributing)

iShares ETF III (CH)

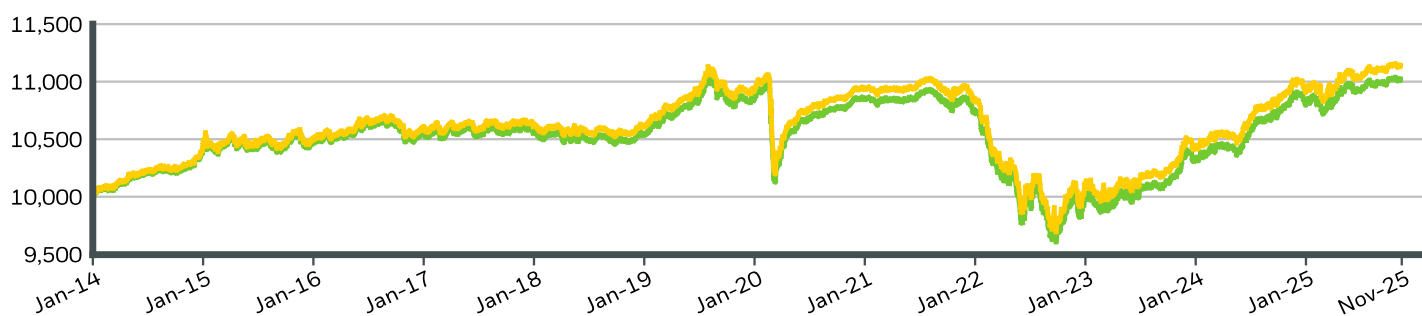
iShares
by BlackRock

CALENDAR YEAR PERFORMANCE



	2015	2016	2017	2018	2019	2020	2021	2022	2023	2024
Share Class	0.98	0.96	0.56	-0.47	2.69	0.29	-0.48	-9.00	5.66	4.91
Benchmark	1.07	1.10	0.66	-0.35	2.73	0.40	-0.35	-8.99	5.70	4.94

GROWTH OF HYPOTHETICAL 10,000 CHF SINCE INCEPTION



CUMULATIVE & ANNUALISED PERFORMANCE

	CUMULATIVE (%)					ANNUALISED (% p.a.)		
	1m	3m	6m	YTD	1y	3y	5y	Since Inception
Share Class	-0.05	0.43	0.46	1.15	1.31	3.49	0.38	0.82
Benchmark	-0.05	0.44	0.51	1.22	1.37	3.53	0.43	0.91

The figures shown relate to past performance. Past performance is not a reliable indicator of current or future performance and should not be the sole factor of consideration when selecting a product or strategy. Share Class and Benchmark performance displayed in CHF, hedged share class benchmark performance is displayed in CHF. Performance is shown on a Net Asset Value (NAV) basis, with gross income reinvested where applicable. The return of your investment may increase or decrease as a result of currency fluctuations if your investment is made in a currency other than that used in the past performance calculation. **Source:** BlackRock

■ Share Class iShares Core CHF Corporate Bond ETF (CH) Swiss Franc (Distributing)
■ Benchmark Swiss Bond Index® Corporate

Contact Us

For EMEA: +44-207-743-2030 • www.blackrock.com • investor.services@blackrock.com

iShares Core CHF Corporate Bond ETF (CH)

Swiss Franc (Distributing)

iShares ETF III (CH)

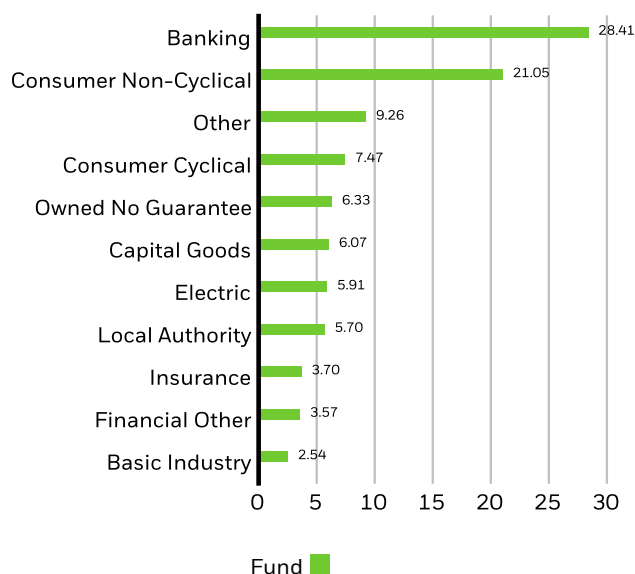


TOP ISSUERS

NESTLE SA	3.24%
ROCHE KAPITALMARKT AG	3.18%
SWISSCOM AG	2.63%
NOVARTIS AG	1.96%
DEUTSCHE BAHN AG	1.83%
CREDIT AGRICOLE SA	1.77%
BANCO SANTANDER SA	1.49%
BNP PARIBAS SA	1.43%
THERMO FISHER SCIENTIFIC INC	1.33%
SIKA AG	1.32%
Total of Portfolio	20.18%

Holdings subject to change

SECTOR BREAKDOWN (%)

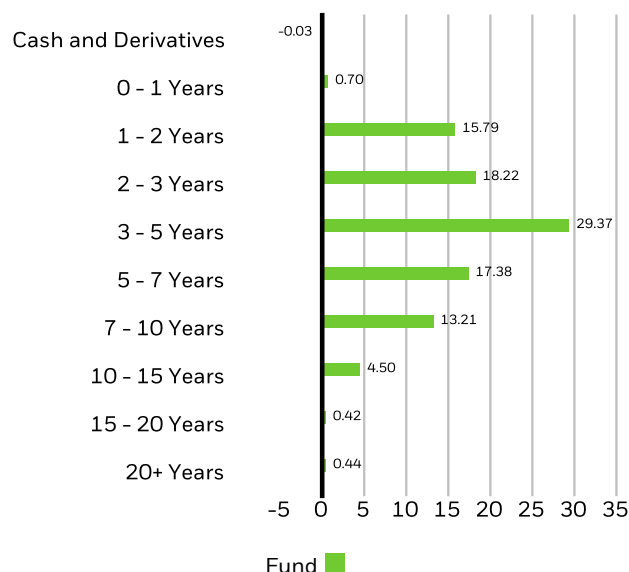


Allocations are subject to change. **Source:** BlackRock

TRADING INFORMATION

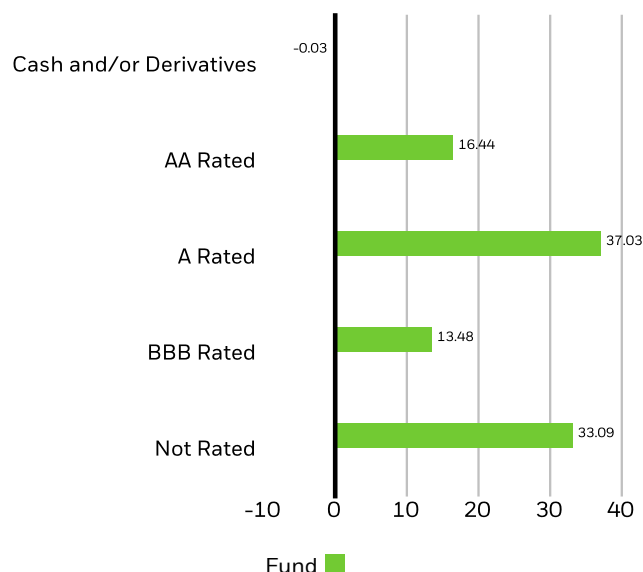
Exchange	SIX Swiss Exchange
Ticker	CHCORP
Bloomberg Ticker	CHCORP SW
RIC	CHCORP.S
SEDOL	BGJYZX2
VALOR	22697681
Listing Currency	CHF

MATURITY BREAKDOWN (%)



Allocations are subject to change. **Source:** BlackRock

CREDIT RATINGS (%)



Credit quality ratings on underlying securities of the fund are received from S&P, Moody's and Fitch and converted to the equivalent S&P major rating category. This breakdown is provided by BlackRock and takes the median rating of the three agencies when all three agencies rate a security the lower of the two ratings if only two agencies rate a security and one rating if that is all that is provided. Unrated securities do not necessarily indicate low quality. Below investment-grade is represented by a rating of BB and below. Ratings and portfolio credit quality may change over time.

Contact Us

For EMEA: +44-207-743-2030 • www.blackrock.com • investor.services@blackrock.com

iShares Core CHF Corporate Bond ETF (CH)

Swiss Franc (Distributing)

iShares ETF III (CH)



GLOSSARY

SFDR Classification: Article 8: Products that promote environmental or social characteristics and promote good governance practices.

Article 9: Products that have sustainable investments as an objective and follow good governance practices. **Other:** Products that do not meet the criteria to be classified as Article 8 or 9.

Yield to Maturity: Yield to Maturity (YTM) is the discount rate that equates the present value of bond's cash flows with its market price (including accrued interest). The fund YTM is the weighted average of fund's individual bond holding YTMs based upon Net Asset Value ('NAV'). The measure does not include fees and expenses. For callable bonds, YTM is the Yield-to-Worst.

Effective Duration: Effective duration is a measure of a fund's interest-rate sensitivity. Put simply, the longer a fund's duration, the more sensitive the fund is to shifts in interest rates. So a fund with a duration of 10 years is twice as volatile as a fund with a five-year duration.

IMPORTANT INFORMATION:

The product is not sponsored, endorsed, sold or promoted by SIX Swiss Exchange Ltd and SIX Swiss Exchange Ltd makes no representation regarding the advisability of investing in the product. The Bloomberg MSCI December 2025 Maturity USD Corporate ESG Screened Index is a registered trademark of SIX Swiss Exchange Ltd, and any use thereof requires a license.

Any research in this document has been procured and may have been acted on by BlackRock for its own purpose. The results of such research are being made available only incidentally. The views expressed do not constitute investment or any other advice and are subject to change. They do not necessarily reflect the views of any company in the BlackRock Group or any part thereof and no assurances are made as to their accuracy.

© 2025 BlackRock, Inc. All Rights reserved. BLACKROCK, BLACKROCK SOLUTIONS and iSHARES are trademarks of BlackRock, Inc. or its subsidiaries in the United States and elsewhere. All other trademarks are those of their respective owners.

Contact Us

For EMEA: +44-207-743-2030 • www.blackrock.com • investor.services@blackrock.com