

iShares iBonds Dec 2035 Term \$ Corp UCITS ETF
U.S. Dollar (Accumulating)
iShares V plc

Performance, Portfolio Breakdowns and Net Assets information as at: 31-May-2026. All other data as at 10-Jun-2026.

This document is marketing material. For Investors in Luxembourg, Investors should read the KIID/PRIIPs document and prospectus prior to investing, and should refer to the prospectus for the funds full list of risks.

FUND OVERVIEW

The Fund seeks to generate a return on your investment that reflects the return of the Bloomberg MSCI December 2035 Maturity USD Corporate ESG Screened Index (the Fund's benchmark index) through a combination of capital growth and returns on the Fund's assets.

KEY BENEFITS

1. Provides exposure to investment grade, taxable fixed income, U.S. dollar-denominated corporate bonds maturing between 01/01/2035 and 02/12/2035
2. With regard to investments in the Fund, it is stipulated that the shares held by shareholders as of 02.12.2035 will be redeemed on 03.12.2035 without further notice or consent of the shareholders
3. The index applies filters to exclude issuers associated with the following business segments/activities: tobacco, nuclear weapons, civilian firearms, controversial weapons, thermal coal extraction, thermal coal power generation, oil sands, conventional weapons, and weapons systems/components/support systems/services.

RISK INDICATOR

Lower Risk

Potentially Lower Rewards

Higher Risk

Potentially Higher Rewards



CAPITAL AT RISK: The value of investments and the income from them can fall as well as rise and are not guaranteed. Investors may not get back the amount originally invested.

KEY RISKS:

- Credit risk, changes to interest rates and/or issuer defaults will have a significant impact on the performance of fixed income securities. Potential or actual credit rating downgrades may increase the level of risk.
- Fixed maturity products are designed for investors to hold the shares/units for the full period of the fund, otherwise the loss of capital may be greater. The fund may also see an enhanced risk to early closure. Given the changing nature of the assets held, the risks incurred by investors will differ during each period.
- The benchmark index only excludes companies engaging in certain activities inconsistent with ESG criteria if such activities exceed the thresholds determined by the index provider. Such ESG screening may reduce the potential investment universe and this may adversely affect the value of the Fund's investments compared to a fund without such screening.
- Counterparty Risk: The insolvency of any institutions providing services such as safekeeping of assets or acting as counterparty to derivatives or other instruments, may expose the Share Class to financial loss.
- Credit Risk: The issuer of a financial asset held within the Fund may not pay income or repay capital to the Fund when due.
- Liquidity Risk: Lower liquidity means there are insufficient buyers or sellers to allow the Fund to sell or buy investments readily.
- Defined Term Fund: The Fund may be more concentrated in certain industries or sectors than a fund that tracks a broader index. The composition and risk and reward profile of the Fund will be different during its last year as the corporate bonds mature. The Fund may not be suitable for new investment in its final year or in the period approaching its final year.

Product Information

ISIN : IE000Y9XFN19
Share Class Launch Date : 08-Oct-2025
Share Class Currency : USD
Total Expense Ratio : 0,12%
Use of Income : Accumulating
Net Assets of Share Class (M) : 90,79 USD

KEY FACTS

Asset Class : Fixed Income
Benchmark : Bloomberg MSCI December 2035 Maturity USD Corporate ESG Screened Index
Fund Launch Date : 08-Oct-2025
Net Assets of Fund (M) : 99,11 USD
SFDR Classification : Article 8
Domicile : Ireland
Methodology : Sampled
Issuing Company : iShares V plc
Product Structure : Physical

PORTFOLIO CHARACTERISTICS

Average Weighted Maturity : 9,04 yrs
Effective Duration : 7,09 yrs
Yield to Worst : 5,23
Number of Holdings : 238

Please refer to the Glossary for more details.

**iShares iBonds Dec 2035 Term \$ Corp UCITS
ETF
U.S. Dollar (Accumulating)
iShares V plc**



CALENDAR YEAR PERFORMANCE

Returns not available as there is less than one year performance data.



GROWTH OF HYPOTHETICAL 10,000 USD SINCE INCEPTION

Returns not available as there is less than one year performance data.

CUMULATIVE & ANNUALISED PERFORMANCE

Returns not available as there is less than one year performance data.

The figures shown relate to past performance. Past performance is not a reliable indicator of current or future performance and should not be the sole factor of consideration when selecting a product or strategy. Share Class and Benchmark performance displayed in USD, hedged share class benchmark performance is displayed in USD. Performance is shown on a Net Asset Value (NAV) basis, with gross income reinvested where applicable. The return of your investment may increase or decrease as a result of currency fluctuations if your investment is made in a currency other than that used in the past performance calculation. **Source:** BlackRock

-  Share Class iShares iBonds Dec 2035 Term \$ Corp UCITS ETF U.S. Dollar (Accumulating)
-  Benchmark Bloomberg MSCI December 2035 Maturity USD Corporate ESG Screened Index

iShares iBonds Dec 2035 Term \$ Corp UCITS ETF U.S. Dollar (Accumulating) iShares V plc

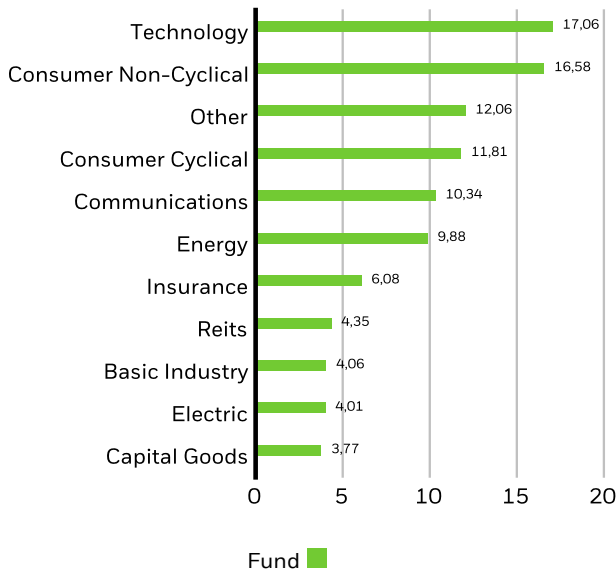


TOP ISSUERS

META PLATFORMS INC	3,00%
ORACLE CORPORATION	2,79%
BROADCOM INC	2,68%
ALPHABET INC	2,33%
AMAZON.COM INC	1,72%
CHARTER COMMUNICATIONS OPERATING LLC	1,66%
COMCAST CORPORATION	1,56%
WALMART INC	1,46%
VERIZON COMMUNICATIONS INC	1,37%
MPLX LP	1,27%
Total of Portfolio	19,84%

Holdings subject to change.

SECTOR BREAKDOWN (%)

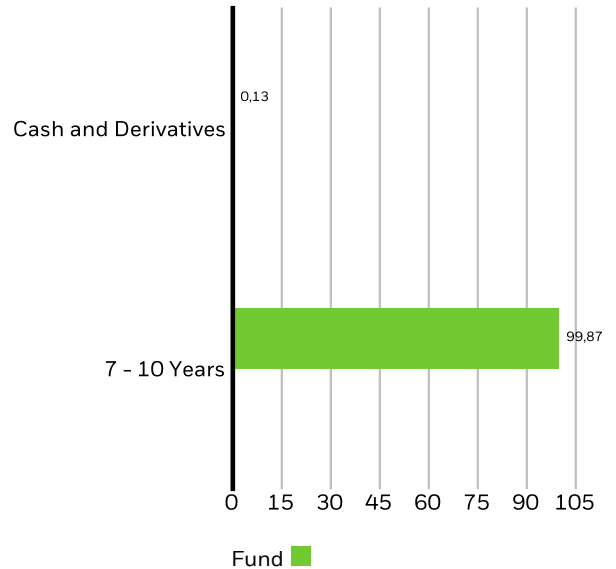


Allocations are subject to change. Source: BlackRock

TRADING INFORMATION

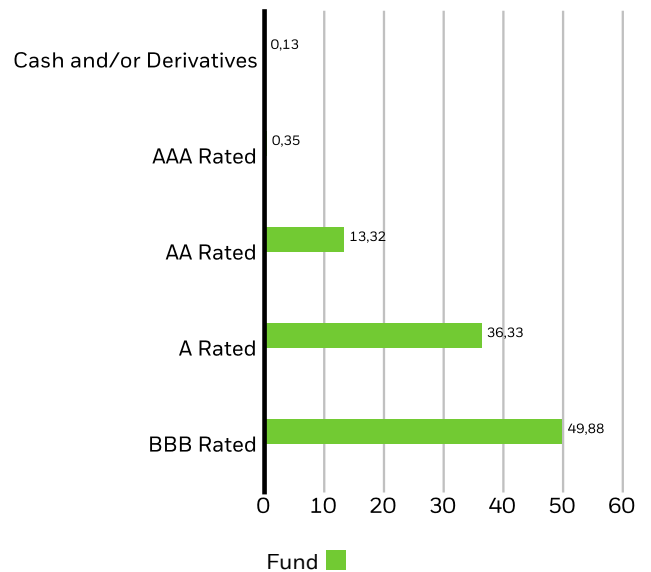
Exchange	Euronext Amsterdam	Nyse Euronext - Euronext Paris	SIX Swiss Exchange
Ticker	DI35	DI35	DI35
Bloomberg Ticker	DI35 NA	DI35 FP	DI35 SE
RIC	DI35.AS	DI35I.PA	DI35.S
SEDOL	BL6KJ25	BLDCJM4	BLDCJL3
Listing	USD	EUR	USD
Currency			

MATURITY BREAKDOWN (%)



Allocations are subject to change. Source: BlackRock

CREDIT RATINGS (%)



Credit quality ratings on underlying securities of the fund are received from S&P, Moody's and Fitch and converted to the equivalent S&P major rating category. This breakdown is provided by BlackRock and takes the median rating of the three agencies when all three agencies rate a security the lower of the two ratings if only two agencies rate a security and one rating if that is all that is provided. Unrated securities do not necessarily indicate low quality. Below investment-grade is represented by a rating of BB and below. Ratings and portfolio credit quality may change over time.

iShares iBonds Dec 2035 Term \$ Corp UCITS ETF

U.S. Dollar (Accumulating)

iShares V plc

iShares
by BlackRock

GLOSSARY

SFDR Classification: Article 8: Products that promote environmental or social characteristics and promote good governance practices.

Article 9: Products that have sustainable investments as an objective and follow good governance practices. **Other:** Products that do not meet the criteria to be classified as Article 8 or 9.

Yield to Maturity: Yield to Maturity (YTM) is the discount rate that equates the present value of bond's cash flows with its market price (including accrued interest). The fund YTM is the weighted average of fund's individual bond holding YTM's based upon Net Asset Value ("NAV"). The measure does not include fees and expenses. For callable bonds, YTM is the Yield-to-Worst.

Effective Duration: Effective duration is a measure of a fund's interest-rate sensitivity. Put simply, the longer a fund's duration, the more sensitive the fund is to shifts in interest rates. So a fund with a duration of 10 years is twice as volatile as a fund with a five-year duration.

IMPORTANT INFORMATION:

In the European Economic Area (EEA): this is Issued by BlackRock (Netherlands) B.V. is authorised and regulated by the Netherlands Authority for the Financial Markets. Registered office Amstelplein 1, 1096 HA, Amsterdam, Tel: 020 – 549 5200, Tel: 31-20-549-5200. Trade Register No. 17068311 For your protection telephone calls are usually recorded. For Ireland and only in relation to Per Se Professionals and/or Eligible Counterparties (i.e., Professional Investors), this may also be issued by BlackRock Investment Management (UK) Limited, authorised and regulated by the Financial Conduct Authority. Registered office: 12 Throgmorton Avenue, London, EC2N 2DL. Tel: + 44 (0)20 7743 3000. Registered in England and Wales No. 02020394. For your protection telephone calls are usually recorded. Please refer to the Financial Conduct Authority website for a list of authorised activities conducted by BlackRock.

In the UK and Non-European Economic Area (EEA) countries (excluding Switzerland): this is Issued by BlackRock Investment Management (UK) Limited, authorised and regulated by the Financial Conduct Authority. Registered office: 12 Throgmorton Avenue, London, EC2N 2DL. Tel: + 44 (0)20 7743 3000. Registered in England and Wales No. 02020394. For your protection telephone calls are usually recorded. Please refer to the Financial Conduct Authority website for a list of authorised activities conducted by BlackRock.

This is Marketing Material. iShares plc, iShares II plc, iShares III plc, iShares IV plc, iShares V plc, iShares VI plc and iShares VII plc (together 'the Companies') are open-ended investment companies with variable capital having segregated liability between their funds organised under the laws of Ireland and authorised by the Central Bank of Ireland. The Prospectus (Available in French, German, Polish and English Languages) Key Investor Information document (UK only), PRIIPs KID and further information about the Fund and the Share Class, such as details of the key underlying investments of the Share Class and share prices, is available on the iShares website at www.ishares.com or by calling +44 (0)845 357 7000 or from your broker or financial adviser. The indicative intra-day net asset value of the Share Class is available at <http://deutsche-boerse.com> and/or <http://www.reuters.com>. A UCITS ETF's units / shares that have been acquired on the secondary market cannot usually be sold directly back to the UCITS ETF itself. Investors who are not Authorised Participants must buy and sell shares on a secondary market with the assistance of an intermediary (e.g. a stockbroker) and may incur fees and additional taxes in doing so. In addition, as the market price at which the Shares are traded on the secondary market may differ from the Net Asset Value per Share, investors may pay more than the then current Net Asset Value per Share when buying shares and may receive less than the current Net Asset Value per Share when selling them. UCITS HAVE NO GUARANTEED RETURN AND PAST PERFORMANCE DOES NOT GUARANTEE THE FUTURE ONES

This document is marketing material and will expire 12 months after issue

This document is not, and under no circumstances is to be construed as an advertisement or any other step in furtherance of a public offering of shares in the United States or Canada. This document is not aimed at persons who are resident in the United States, Canada or any province or territory thereof, where the companies/securities are not authorised or registered for distribution and where no prospectus has been filed with any securities commission or regulatory authority. The companies/securities may not be acquired or owned by, or acquired with the assets of, an ERISA Plan.

Any research in this document has been procured and may have been acted on by BlackRock for its own purpose. The results of such research are being made available only incidentally. The views expressed do not constitute investment or any other advice and are subject to change. They do not necessarily reflect the views of any company in the BlackRock Group or any part thereof and no assurances are made as to their accuracy

This document is for information purposes only and does not constitute an offer or invitation to anyone to invest in any BlackRock funds and has not been prepared in connection with any such offer.

© 2026 BlackRock, Inc. All Rights reserved. BLACKROCK, BLACKROCK SOLUTIONS, and iSHARES are trademarks of BlackRock, Inc. or its affiliates All other trademarks are those of their respective owners