



iShares Asia Property Yield UCITS ETF  
U.S. Dollar (Accumulating)  
iShares II plc



October 2024

Performance, Portfolio Breakdowns and Net Asset information as at: 31-Oct-2024. All other data as at 12-Nov-2024.  
This document is marketing material. For Investors in the UK. Investors should read the KIID/PRIIPs document and prospectus prior to investing, and should refer to the prospectus for the funds full list of risks.

FUND OVERVIEW

The Fund seeks to track the performance of an index composed of listed real estate companies and Real Estate Investment Trusts (REITS) from developed Asian countries, which also comply with dividend yield criteria.

KEY BENEFITS

- 1. Exposure to developed Asian real estate companies with a one-year forecast dividend yield of 2% or greater
- 2. Direct investment into Asia-listed real estate companies and REITS
- 3. Regional exposure with a focus on income

RISK INDICATOR



**CAPITAL AT RISK:** The value of investments and the income from them can fall as well as rise and are not guaranteed. Investors may not get back the amount originally invested.

KEY RISKS:

- Investment risk is concentrated in specific sectors, countries, currencies or companies. This means the Fund is more sensitive to any localised economic, market, political, sustainability-related or regulatory events.
- The value of equities and equity-related securities can be affected by daily stock market movements. Other influential factors include political, economic news, company earnings and significant corporate events.
- Investments in property securities can be affected by the general performance of stock markets and the property sector. In particular, changing interest rates can affect the value of properties in which a property company invests.
- Counterparty Risk: The insolvency of any institutions providing services such as safekeeping of assets or acting as counterparty to derivatives or other instruments, may expose the Share Class to financial loss.

PRODUCT INFORMATION

ISIN : IE00BGDPWV87  
Share Class Launch Date : 12-Dec-2018  
Share Class Currency : USD  
Total Expense Ratio : 0.59%  
Use of Income : Accumulating  
Net Assets of Share Class (M) : 274.22 USD

KEY FACTS

Asset Class : Real Estate  
Benchmark : FTSE EPRA/NAREIT Developed Asia Dividend+ Index  
Fund Launch Date : 20-Oct-2006  
Net Assets of Fund (M) : 653.36 USD  
SFDR Classification : Other  
Domicile : Ireland  
Methodology : Replicated  
Issuing Company : iShares II plc  
Product Structure : Physical  
ISA Eligibility : Yes  
SIPP Available : Yes  
UK Reporting Status : Yes

PORTFOLIO CHARACTERISTICS

Price to Book Ratio : 0.80x  
Price to Earnings Ratio : 20.03x  
3y Beta : 1.00  
Number of Holdings : 132

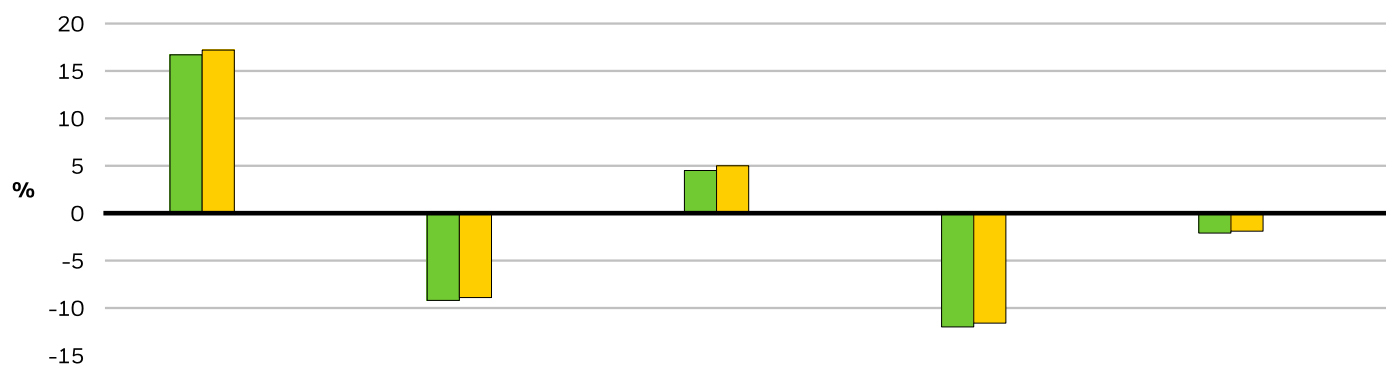
# iShares Asia Property Yield UCITS ETF

## U.S. Dollar (Accumulating)

### iShares II plc

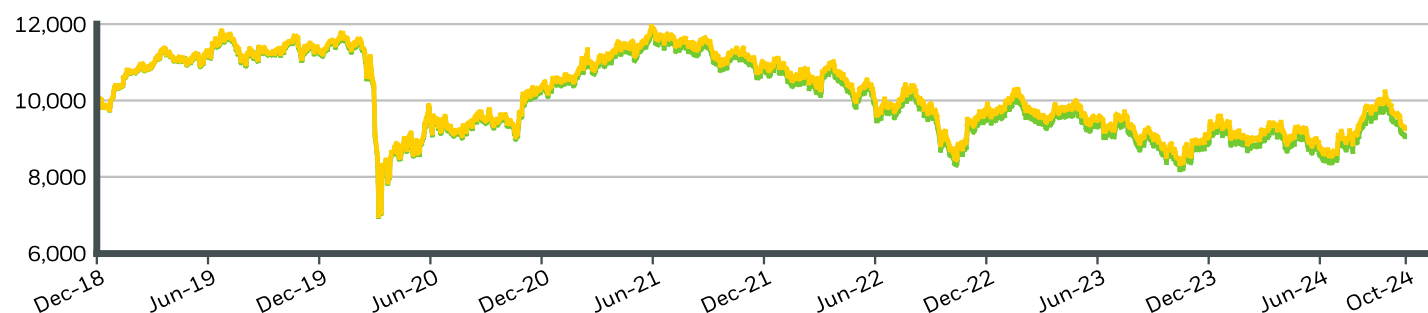
**iShares**  
by BlackRock

#### CALENDAR YEAR PERFORMANCE



	2019	2020	2021	2022	2023
Share Class	16.68	-9.19	4.52	-11.98	-2.08
Benchmark	17.16	-8.88	5.03	-11.60	-1.85

#### GROWTH OF HYPOTHETICAL 10,000 USD SINCE INCEPTION



#### CUMULATIVE & ANNUALISED PERFORMANCE

	CUMULATIVE (%)					ANNUALISED (% p.a.)		
	1m	3m	6m	YTD	1y	3y	5y	Since Inception
Share Class	-7.55	0.55	1.80	-3.58	10.33	-6.69	-4.78	-1.67
Benchmark	-7.54	0.63	2.00	-3.35	10.73	-6.38	-4.43	-1.29

The figures shown relate to past performance. Past performance is not a reliable indicator of current or future performance and should not be the sole factor of consideration when selecting a product or strategy. Share Class and Benchmark performance displayed in USD, hedged share class benchmark performance is displayed in USD. Performance is shown on a Net Asset Value (NAV) basis, with gross income reinvested where applicable. The return of your investment may increase or decrease as a result of currency fluctuations if your investment is made in a currency other than that used in the past performance calculation. **Source:** BlackRock

■ Share Class iShares Asia Property Yield UCITS ETF U.S. Dollar (Accumulating)  
■ Benchmark FTSE EPRA/NAREIT Developed Asia Dividend+ Index

#### Contact Us

For EMEA: +353 1 612 3394 • [www.blackrock.com](http://www.blackrock.com) • [investor.services@blackrock.com](mailto:investor.services@blackrock.com)

# iShares Asia Property Yield UCITS ETF

## U.S. Dollar (Accumulating)

### iShares II plc

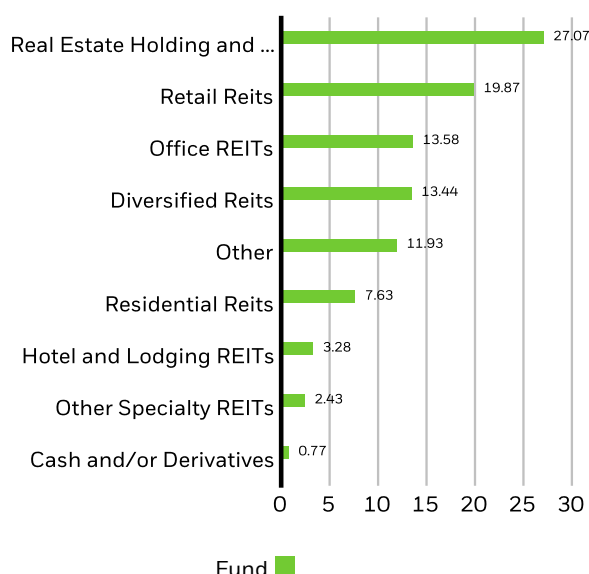
**iShares**  
by BlackRock

#### TOP 10 HOLDINGS (%)

MITSUI FUDOSAN LTD	7.98%
SUN HUNG KAI PROPERTIES LTD	5.26%
SCENTRE GROUP	4.09%
LINK REAL ESTATE INVESTMENT TRUST	4.08%
CAPITALAND INTEGRATED COMMERCIAL T	2.78%
STOCKLAND STAPLED UNITS LTD	2.77%
CAPITALAND ASCENDAS REIT	2.48%
NIPPON BUILDING FUND REIT INC	2.24%
GPT GROUP STAPLED UNITS	2.04%
MIRVAC GROUP STAPLED UNITS	1.89%
<b>Total of Portfolio</b>	<b>35.61%</b>

Holdings are subject to change.

#### SECTOR BREAKDOWN (%)

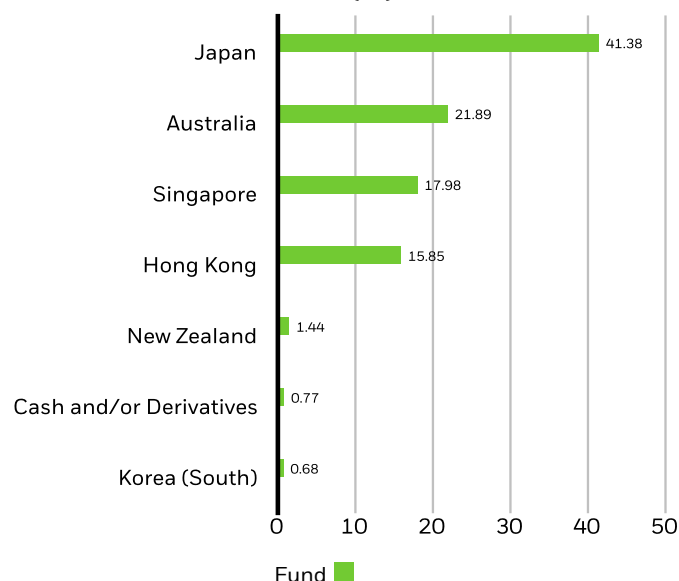


Allocations are subject to change. **Source:** BlackRock

#### TRADING INFORMATION

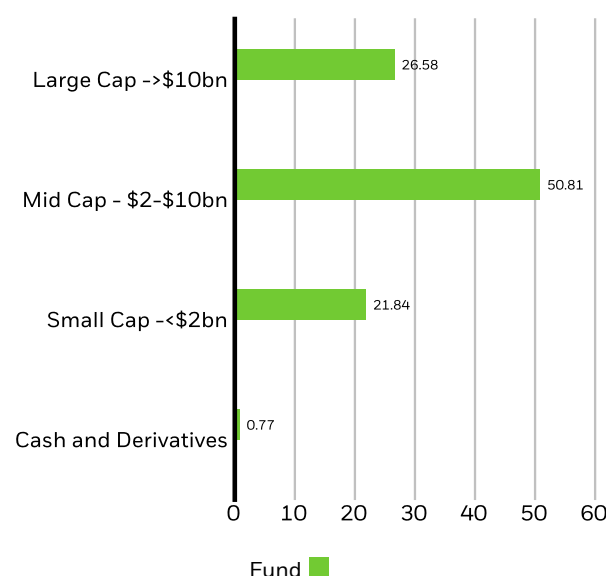
Exchange	Xetra
Ticker	AYEP
Bloomberg Ticker	AYEP GY
RIC	AYEPG.DE
SEDOL	BH3TOH9
Listing Currency	EUR

#### GEOGRAPHIC BREAKDOWN (%)



Geographic exposure relates principally to the domicile of the issuers of the securities held in the product, added together and then expressed as a percentage of the product's total holdings. However, in some instances it can reflect the location where the issuer of the securities carries out much of their business.

#### MARKET CAPITALISATION (%)



Allocations are subject to change. **Source:** BlackRock

#### Contact Us

For EMEA: +353 1 612 3394 • [www.blackrock.com](http://www.blackrock.com) • [investor.services@blackrock.com](mailto:investor.services@blackrock.com)

# iShares Asia Property Yield UCITS ETF

## U.S. Dollar (Accumulating)

### iShares II plc



#### GLOSSARY

**SFDR Classification: Article 8:** Products that promote environmental or social characteristics and promote good governance practices.

**Article 9:** Products that have sustainable investments as an objective and follow good governance practices. **Other:** Products that do not meet the criteria to be classified as Article 8 or 9.

**Price to Earnings:** A valuation ratio of a company's current share price compared to its per-share earnings in the current forecast year, calculated as current share price divided by current earnings per share.

**Price to Book Ratio:** represents the ratio of the current closing price of the share to the latest quarter's book value per share.

#### IMPORTANT INFORMATION:

**In the UK and Non-European Economic Area (EEA) countries:** This is issued by BlackRock Advisors (UK) Limited, which is authorised and regulated by the Financial Conduct Authority. Registered office: 12 Throgmorton Avenue, London, EC2N 2DL, Tel: +44 (0)20 7743 3000. Registered in England and Wales No. 00796793. For your protection, calls are usually recorded. Please refer to the Financial Conduct Authority website for a list of authorised activities conducted by BlackRock.

iShares plc, iShares II plc, iShares III plc, iShares IV plc, iShares V plc, iShares VI plc and iShares VII plc (together 'the Companies') are open-ended investment companies with variable capital having segregated liability between their funds organised under the laws of Ireland and authorised by the Central Bank of Ireland.

Further information about the Fund and the Share Class, such as details of the key underlying investments of the Share Class and share prices, is available on the iShares website at [www.ishares.com](http://www.ishares.com) or by calling +44 (0)845 357 7000 or from your broker or financial adviser. The indicative intra-day net asset value of the Share Class is available at <http://deutsche-boerse.com> and/or <http://www.reuters.com>. A UCITS ETF's units / shares that have been acquired on the secondary market cannot usually be sold directly back to the UCITS ETF itself. Investors who are not Authorised Participants must buy and sell shares on a secondary market with the assistance of an intermediary (e.g. a stockbroker) and may incur fees and additional taxes in doing so. In addition, as the market price at which the Shares are traded on the secondary market may differ from the Net Asset Value per Share, investors may pay more than the then current Net Asset Value per Share when buying shares and may receive less than the current Net Asset Value per Share when selling them.

**For investors in the UK:** This document is marketing material. This document is intended for information purposes only and does not constitute investment advice or an offer to sell or a solicitation of an offer to buy the products described within and no steps may be taken which would constitute or result in a public offering in the UK. This document is strictly confidential and may not be distributed without authorisation from BlackRock Advisors (UK) Limited. Any decision to invest must be based solely on the information contained in the Prospectus, Base Prospectus, Key Investor Information Document, Key Information Document and the latest half-yearly report and unaudited accounts and/or annual report and audited accounts which are available at [www.ishares.com](http://www.ishares.com) in English. Investors should read the specific risks in the Key Investor Information Document, the Key Information Document the Prospectus and the Base Prospectus. BlackRock may terminate marketing at any time.

**Capital at risk:** Past performance is not a reliable indicator of current or future results and should not be the sole factor of consideration when selecting a product or strategy. Changes in the rates of exchange between currencies may cause the value of investments to diminish or increase. Fluctuation may be particularly marked in the case of a higher volatility fund and the value of an investment may fall suddenly and substantially. Levels and basis of taxation may change from time to time. BlackRock has not considered the suitability of this investment against your individual needs and risk tolerance. The data displayed provides summary information. Investment should be made on the basis of the relevant Prospectus which is available from the manager. The products mentioned in this document are intended for information purposes only and do not constitute investment advice or an offer to sell or a solicitation of an offer to buy the securities described within. This document may not be distributed without authorisation from BlackRock.

**Restricted Investors:** This document is not, and under no circumstances is to be construed as an advertisement or any other step in furtherance of a public offering of shares in the United States or Canada. This document is not aimed at persons who are resident in the United States, Canada or any province or territory thereof, where the companies/securities are not authorised or registered for distribution and where no prospectus has been filed with any securities commission or regulatory authority. The companies/securities may not be acquired or owned by, or acquired with the assets of, an ERISA Plan.

FTSE® is a trade mark jointly owned by the London Stock Exchange plc and the Financial Times Limited (the 'FT'), 'NAREIT®' is a trade mark of the National Association of Real Estate Investment Trusts ('NAREIT') and 'EPRA®' is a trade mark of the European Public Real Estate Association ('EPRA') and all are used by FTSE under licence. The Bloomberg MSCI December 2025 Maturity USD Corporate ESG Screened Index is calculated by FTSE International Limited ('FTSE'). None of the Exchange, the FT, FTSE, Euronext N.V., NAREIT nor EPRA sponsors, endorses or promotes the iShares ETF nor is in any way connected to the fund or accepts any liability in relation to its issue, operation and trading. All copyright and database rights within the index values and constituent list vest in FTSE, Euronext N.V., NAREIT and EPRA. BlackRock has obtained full licence from FTSE to use such copyright and database rights in the creation of this product.

Any research in this document has been procured and may have been acted on by BlackRock for its own purpose. The results of such research are being made available only incidentally. The views expressed do not constitute investment or any other advice and are subject to change. They do not necessarily reflect the views of any company in the BlackRock Group or any part thereof and no assurances are made as to their accuracy.

© 2024 BlackRock, Inc. All Rights reserved. BLACKROCK, BLACKROCK SOLUTIONS and iSHARES are trademarks of BlackRock, Inc. or its subsidiaries in the United States and elsewhere. All other trademarks are those of their respective owners.

#### Contact Us

For EMEA: +353 1 612 3394 • [www.blackrock.com](http://www.blackrock.com) • [investor.services@blackrock.com](mailto:investor.services@blackrock.com)