



iShares Listed Private Equity UCITS ETF  
U.S. Dollar (Accumulating)  
iShares II plc



March 2025

Performance, Portfolio Breakdowns and Net Assets information as at: 31-Mar-2025. All other data as at 03-Apr-2025.  
This document is marketing material. For Investors in Luxembourg. Investors should read the KIID/PRIIPs document and prospectus prior to investing, and should refer to the prospectus for the funds full list of risks.


FUND OVERVIEW

The fund aims to achieve a return on your investment, through a combination of capital growth and income on the Fund's assets, which reflects the return of the S&P Listed Private Equity Index.

KEY BENEFITS

- 1. Aims to provide exposure to large, liquid, and listed private equity companies from developed markets.
- 2. Private equity companies invest directly into or buy out private companies.
- 3. Designed for investors wanting tradable exposure to leading private equity companies

RISK INDICATOR



CAPITAL AT RISK: The value of investments and the income from them can fall as well as rise and are not guaranteed. Investors may not get back the amount originally invested.

KEY RISKS:

- Investment risk is concentrated in specific sectors, countries, currencies or companies. This means the Fund is more sensitive to any localised economic, market, political, sustainability-related or regulatory events.
- Derivatives may be highly sensitive to changes in the value of the asset on which they are based and can increase the size of losses and gains, resulting in greater fluctuations in the value of the Fund. The impact to the Fund can be greater where derivatives are used in an extensive or complex way.
- Private equity securities can be affected by daily stock market movements, political and economic news, company earnings and significant corporate events. Private equity companies may involve additional risks including higher levels of borrowing, unclear distribution of risk and losses within the private equity structure and constraints on buying and selling underlying investments quickly.
- Counterparty Risk: The insolvency of any institutions providing services such as safekeeping of assets or acting as counterparty to derivatives or other instruments, may expose the Share Class to financial loss.

PRODUCT INFORMATION

ISIN : IE000D8FCSD8  
Share Class Launch Date : 27-Jan-2022  
Share Class Currency : USD  
Total Expense Ratio : 0,75%  
Use of Income : Accumulating  
Net Assets of Share Class (M) : 91,08 USD

KEY FACTS

Asset Class : Equity  
Benchmark : S&P Listed Private Equity Index  
Fund Launch Date : 16-Mar-2007  
Net Assets of Fund (M) : 1.089,46 USD  
SFDR Classification : Other  
Domicile : Ireland  
Methodology : Replicated  
Issuing Company : iShares II plc  
Product Structure : Physical

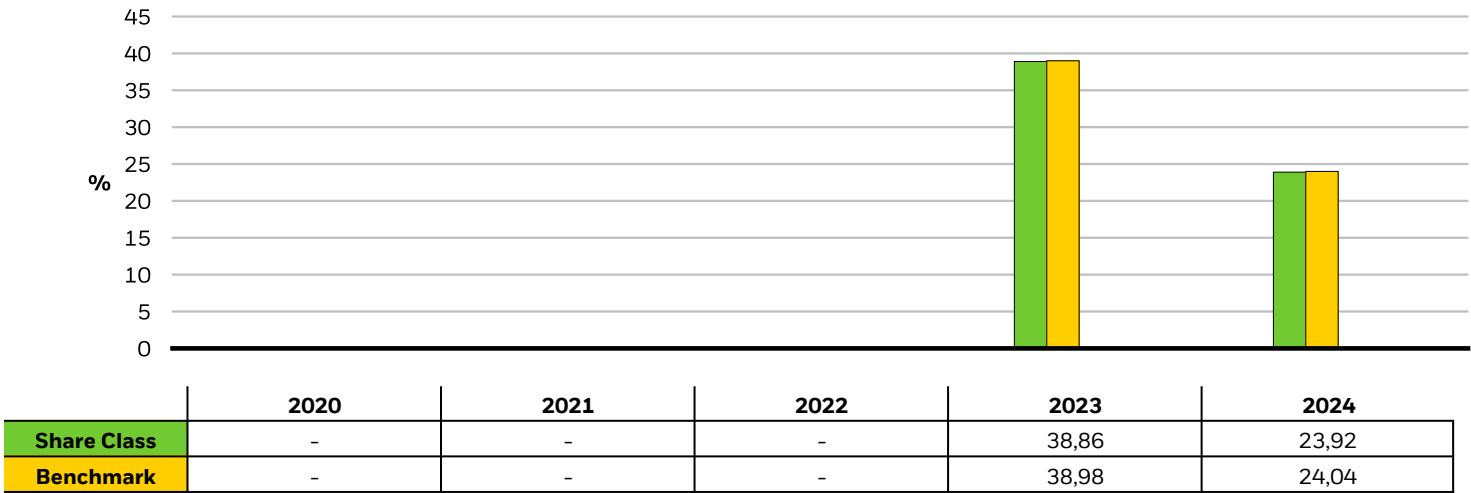
PORTFOLIO CHARACTERISTICS

Price to Book Ratio : 1,75x  
Price to Earnings Ratio : 15,94x  
3y Beta : 1,00  
Number of Holdings : 79

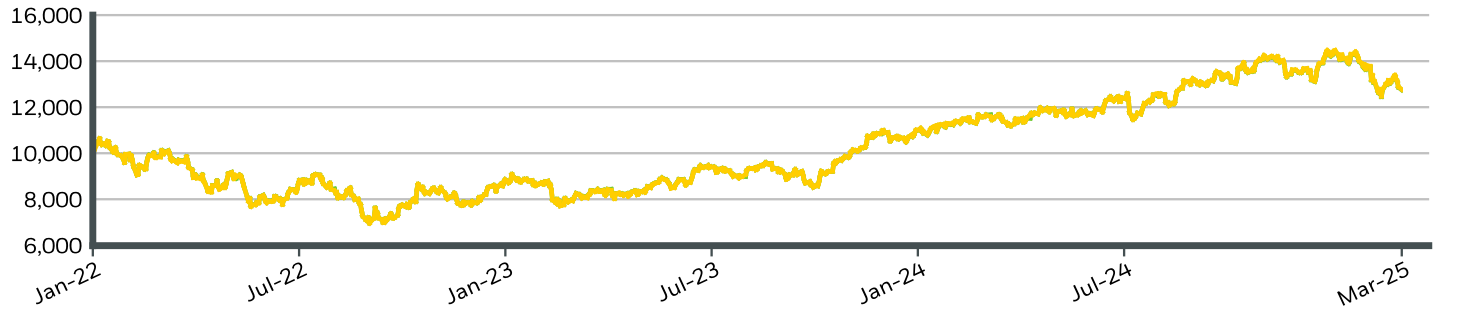
iShares Listed Private Equity UCITS ETF  
U.S. Dollar (Accumulating)  
iShares II plc



CALENDAR YEAR PERFORMANCE



GROWTH OF HYPOTHETICAL 10,000 USD SINCE INCEPTION



CUMULATIVE & ANNUALISED PERFORMANCE

|             | CUMULATIVE (%) |       |       |       |      | ANNUALISED (% p.a.) |    |                 |
|-------------|----------------|-------|-------|-------|------|---------------------|----|-----------------|
|             | 1m             | 3m    | 6m    | YTD   | 1y   | 3y                  | 5y | Since Inception |
| Share Class | -7,50          | -5,59 | -2,84 | -5,59 | 9,25 | 8,44                | -  | 7,95            |
| Benchmark   | -7,54          | -5,55 | -2,71 | -5,55 | 9,46 | 8,56                | -  | 8,00            |

The figures shown relate to past performance. Past performance is not a reliable indicator of current or future performance and should not be the sole factor of consideration when selecting a product or strategy. Share Class and Benchmark performance displayed in USD, hedged share class benchmark performance is displayed in USD. Performance is shown on a Net Asset Value (NAV) basis, with gross income reinvested where applicable. The return of your investment may increase or decrease as a result of currency fluctuations if your investment is made in a currency other than that used in the past performance calculation. **Source:** BlackRock

■ Share Class      iShares Listed Private Equity UCITS ETF U.S. Dollar (Accumulating)  
■ Benchmark      S&P Listed Private Equity Index

iShares Listed Private Equity UCITS ETF  
U.S. Dollar (Accumulating)  
iShares II plc

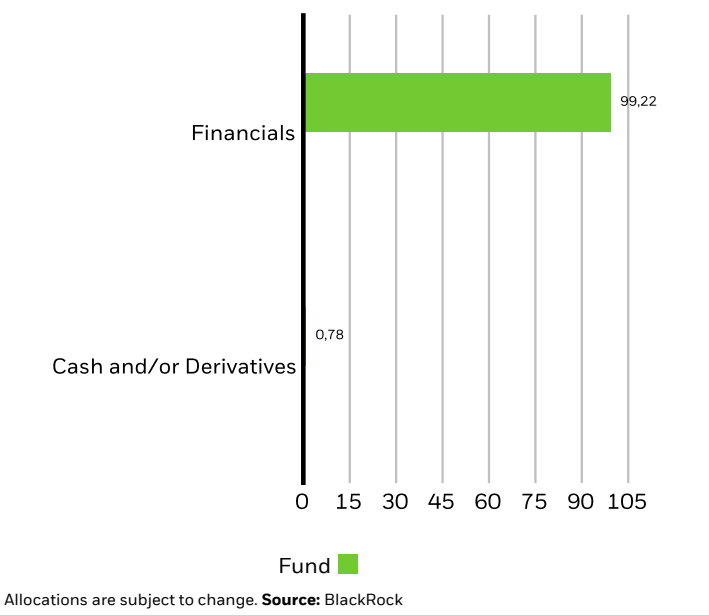


TOP 10 HOLDINGS (%)

|                                    |               |
|------------------------------------|---------------|
| BROOKFIELD CORP CLASS A            | 7,43%         |
| PARTNERS GROUP HOLDING AG          | 7,39%         |
| 3I GROUP PLC                       | 7,35%         |
| BLACKSTONE INC                     | 7,18%         |
| KKR AND CO INC                     | 5,87%         |
| ARES CAPITAL CORP                  | 4,08%         |
| APOLLO GLOBAL MANAGEMENT INC       | 4,06%         |
| EQT                                | 4,06%         |
| BROOKFIELD ASSET MANAGEMENT VOTING | 3,75%         |
| BLUE OWL CAPITAL CORP              | 2,99%         |
| <b>Total of Portfolio</b>          | <b>54,16%</b> |

Holdings are subject to change. Certain fund exposures may be achieved by investing in contracts for difference (CFDs). For more information, visit the fund's product page on iShares.com.

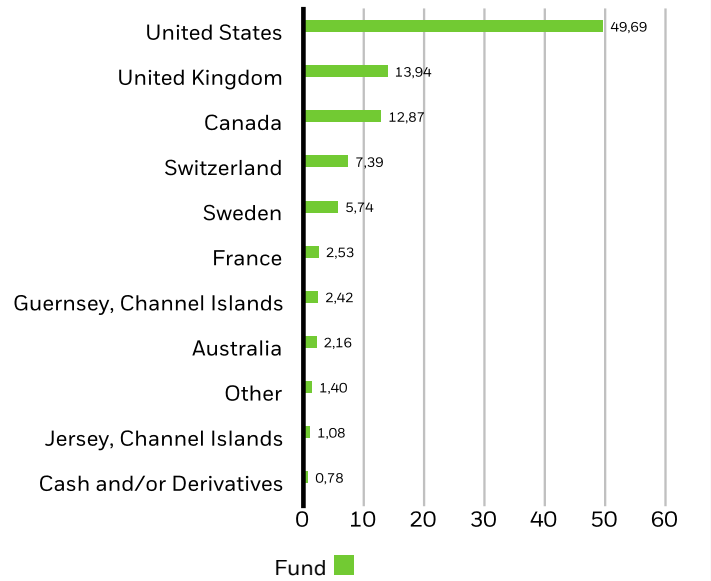
SECTOR BREAKDOWN (%)



TRADING INFORMATION

|                  |                    |                                |         |
|------------------|--------------------|--------------------------------|---------|
| Exchange         | Euronext Amsterdam | Bolsa Institucional de Valores | Xetra   |
| Ticker           | IPRA               | IPRA                           | CBUW    |
| Bloomberg Ticker | IPRA NA            | IPRAN MM                       | -       |
| RIC              | IPRA.AS            | -                              | CBUW.DE |
| SEDOL            | BLGSGJ5            | BMGSK23                        | BPVCG67 |
| Listing Currency | USD                | MXN                            | EUR     |

GEOGRAPHIC BREAKDOWN (%)



Geographic exposure relates principally to the domicile of the issuers of the securities held in the product, added together and then expressed as a percentage of the product's total holdings. However, in some instances it can reflect the location where the issuer of the securities carries out much of their business. Bonds are included in US bond indices when the securities are denominated in U.S. dollars regardless of the domicile of the issuer.

# iShares Listed Private Equity UCITS ETF

## U.S. Dollar (Accumulating)

### iShares II plc



#### GLOSSARY

**SFDR Classification: Article 8:** Products that promote environmental or social characteristics and promote good governance practices.

**Article 9:** Products that have sustainable investments as an objective and follow good governance practices. **Other:** Products that do not meet the criteria to be classified as Article 8 or 9.

**Price to Earnings:** A valuation ratio of a company's current share price compared to its per-share earnings in the current forecast year, calculated as current share price divided by current earnings per share.

**Price to Book Ratio:** represents the ratio of the current closing price of the share to the latest quarter's book value per share.

#### IMPORTANT INFORMATION:

**In the European Economic Area (EEA):** This is issued by BlackRock (Netherlands) B.V. is authorised and regulated by the Netherlands Authority for the Financial Markets. Registered office Amstelplein 1, 1096 HA, Amsterdam, Tel: +44-207-743-2030. Trade Register No. 17068311 For your protection telephone calls are usually recorded.

iShares plc, iShares II plc, iShares III plc, iShares IV plc, iShares V plc, iShares VI plc and iShares VII plc (together 'the Companies') are open-ended investment companies with variable capital having segregated liability between their funds organised under the laws of Ireland and authorised by the Central Bank of Ireland.

Further information about the Fund and the Share Class, such as details of the key underlying investments of the Share Class and share prices, is available on the iShares website at [www.ishares.com](http://www.ishares.com) or by calling +44 (0)845 357 7000 or from your broker or financial adviser. The indicative intra-day net asset value of the Share Class is available at <http://deutsche-boerse.com> and/or <http://www.reuters.com>. A UCITS ETF's units / shares that have been acquired on the secondary market cannot usually be sold directly back to the UCITS ETF itself. Investors who are not Authorised Participants must buy and sell shares on a secondary market with the assistance of an intermediary (e.g. a stockbroker) and may incur fees and additional taxes in doing so. In addition, as the market price at which the Shares are traded on the secondary market may differ from the Net Asset Value per Share, investors may pay more than the then current Net Asset Value per Share when buying shares and may receive less than the current Net Asset Value per Share when selling them.

**For investors in Luxembourg:** This document is marketing material. The Companies have been notified to the Commission de Surveillance du Secteur Financier in Luxembourg in order to market their shares for sale to the public in Luxembourg and the Companies are notified Undertaking in Collective Investment for Transferable Securities (UCITS). The Companies have not been listed on the Luxembourg Stock Exchange, investors should contact their broker for further information. Investment is subject to the Prospectus, the Packaged Retail and Insurance-based Investment Products Key Information Document (PRIIPs KID) and all documents (the main/umbrella Prospectus, the Supplement[s], the latest and any previous annual and semi-annual reports of the Companies and the Memorandum and Articles of Association of the Companies) will be available in the Luxembourg, free of charge, from the offices of the Local Agent, BNP Paribas Securities Services, Luxembourg Branch 33, rue de Gasperich Howald – Hesperange L-2085 Luxembourg or by visiting the website on [www.ishares.com](http://www.ishares.com) which are available in English. Investors should read the fund specific risks in the Packaged Retail and Insurance-based Investment Products Key Information Document (PRIIPs KID) and the Company's Prospectus. BlackRock may terminate marketing at any time. Investors should understand all characteristics of the funds objective before investing. For information on investor rights and how to raise complaints please go to <https://www.blackrock.com/corporate/compliance/investor-right> available in English.

**Capital at risk:** Past performance is not a reliable indicator of current or future results and should not be the sole factor of consideration when selecting a product or strategy. Changes in the rates of exchange between currencies may cause the value of investments to diminish or increase. Fluctuation may be particularly marked in the case of a higher volatility fund and the value of an investment may fall suddenly and substantially. Levels and basis of taxation may change from time to time. BlackRock has not considered the suitability of this investment against your individual needs and risk tolerance. The data displayed provides summary information. Investment should be made on the basis of the relevant Prospectus which is available from the manager. The products mentioned in this document are intended for information purposes only and do not constitute investment advice or an offer to sell or a solicitation of an offer to buy the securities described within. This document may not be distributed without authorisation from BlackRock.

**Restricted Investors:** This document is not, and under no circumstances is to be construed as an advertisement or any other step in furtherance of a public offering of shares in the United States or Canada. This document is not aimed at persons who are resident in the United States, Canada or any province or territory thereof, where the companies/securities are not authorised or registered for distribution and where no prospectus has been filed with any securities commission or regulatory authority. The companies/securities may not be acquired or owned by, or acquired with the assets of, an ERISA Plan.

The Index is a product of S&P Dow Jones Indices LLC, a division of S&P Global, or its affiliates ("SPDJ") and has been licensed for use by BlackRock. Standard & Poor's® and S&P® are registered trademarks of Standard & Poor's Financial Services LLC, a division of S&P Global ("S&P"); Dow Jones® is a registered trademark of Dow Jones Trademark Holdings LLC ("Dow Jones"); and these trademarks have been licensed for use by SPDJI and sublicensed for certain purposes by BlackRock. The iShares ETF is not sponsored, endorsed, sold or promoted by SPDJI, Dow Jones, S&P, their respective affiliates, and none of such parties make any representation regarding the advisability of investing in such product(s) nor do they have any liability for any errors, omissions, or interruptions of the Index.

Any research in this document has been procured and may have been acted on by BlackRock for its own purpose. The results of such research are being made available only incidentally. The views expressed do not constitute investment or any other advice and are subject to change. They do not necessarily reflect the views of any company in the BlackRock Group or any part thereof and no assurances are made as to their accuracy.

© 2025 BlackRock, Inc. All Rights reserved. BLACKROCK, BLACKROCK SOLUTIONS and iSHARES are trademarks of BlackRock, Inc. or its subsidiaries in the United States and elsewhere. All other trademarks are those of their respective owners.

#### Contact Us

For EMEA: +44-207-743-2030 • [www.blackrock.com](http://www.blackrock.com) • [investor.services@blackrock.com](mailto:investor.services@blackrock.com)