

Amundi Core Euro Government Bond UCITS ETF Acc

FACTSHEET

Marketing
Communication

31/03/2026

BOND

Key Information (Source: Amundi)

Net Asset Value (NAV) : **49.16 (EUR)**
 NAV and AUM as of : **31/03/2026**
 Assets Under Management (AUM) :
1,676.08 (million EUR)
 ISIN code : **LU1437018598**
 Replication type : **Physical**
 Benchmark :
**100% BLOOMBERG BARCLAYS EURO
 TREASURY 50BN BOND INDEX**

Objective and Investment Policy

The objective of this Sub-Fund is to track the performance of Bloomberg Euro Treasury 50bn Bond Index (the "Index"), and to minimize the tracking error between the net asset value of the Sub-Fund and the performance of the Index.

Risk Indicator (Source : Fund Admin)



Lower Risk

Higher Risk

The SRI represents the risk and return profile as presented in the Key Information Document (KID). The lowest category does not imply that there is no risk. The SRI is not guaranteed and may change over time. The risk indicator assumes you keep the product for 4 years. The summary risk indicator is a guide to the level of risk of this product compared to other products. It shows how likely it is that the product will lose money because of movement in the markets or because we are not able to pay you.

Returns (Source: Fund Admin) - Past performance does not predict future returns

Performances from 11/11/2016 to 31/03/2026 (Source : Fund Admin)



A : Benchmark index from creation until 18/04/2024 : Bank of America Merrill Lynch 1-10 Year Euro Government Bond. Benchmark index from 18/05/2017: J.P. MORGAN GBI EMU Investment Grade
 B : Since this date, the reference index of the sub fund is Bloomberg Euro Treasury 50bn Bond Index

Cumulative returns* (Source: Fund Admin)

	YTD	1 month	3 months	1 year	3 years	5 years	Since
Since	31/12/2025	27/02/2026	31/12/2025	31/03/2025	31/03/2023	31/03/2021	11/11/2016
Portfolio	-0.63%	-2.70%	-0.63%	1.18%	6.15%	-12.07%	-1.40%
Benchmark	-0.61%	-2.69%	-0.61%	1.24%	6.38%	-11.67%	-0.51%
Spread	-0.01%	-0.01%	-0.01%	-0.06%	-0.23%	-0.40%	-0.89%

Calendar year performance* (Source: Fund Admin)

	2025	2024	2023	2022	2021	2020	2019	2018	2017	2016
Portfolio	0.45%	1.83%	6.91%	-18.09%	-3.62%	5.04%	6.81%	0.87%	0.79%	-
Benchmark	0.51%	1.91%	7.00%	-17.94%	-3.54%	5.15%	6.94%	0.95%	0.88%	-
Spread	-0.06%	-0.08%	-0.09%	-0.15%	-0.08%	-0.10%	-0.13%	-0.08%	-0.10%	-

* Source : Amundi. The above cover complete periods of 12 months for each calendar year. **Past performance is no predictor of current and future results and does not guarantee future yield**. Any losses or gains do not take into consideration any costs, commissions and fees incurred by the investor in the issue and buyout of the shares (e.g. taxes, brokerage fees or other commissions deducted by the financial intermediary). If performance is calculated in a currency other than the euro, any losses or gains generated can thereby be affected by exchange rate fluctuations (both upward and downward). The discrepancy accounts for the performance difference between the portfolio and the index.

Risk indicators (Source: Fund Admin)

	1 year	3 years	Inception to date *
Portfolio volatility	3.25%	4.79%	5.07%
Benchmark volatility	3.26%	4.79%	5.07%
Ex-post Tracking Error	0.03%	0.03%	0.03%
Sharpe ratio	-0.53	-0.28	-0.20

* Volatility is a statistical indicator that measures an asset's variations around its average value. For example, market variations of +/- 1.5% per day correspond to a volatility of 25% per year. The higher the volatility, the higher the risk. The Tracking Error indicator measures the performance's difference between the fund and the benchmark

BOND

Meet the Team



Stéphanie Pless
Head of Fixed Income Index Management



Fabrice Degni Yace
Lead Portfolio Manager

Portfolio Data (Source: Amundi)

Information (Source: Amundi)

Asset class : **Bond**
Exposure : **Europe**

Holdings : **425**

Portfolio Indicators (Source: Fund Admin)

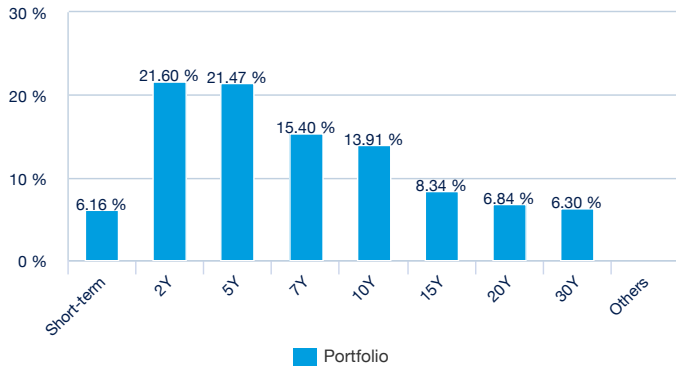
	Portfolio
Modified duration ¹	6.81
Average rating ²	A
Yield To Maturity	3.28%

¹ Modified duration (in points) estimates a bond portfolio's percentage price change for 1% change in yield

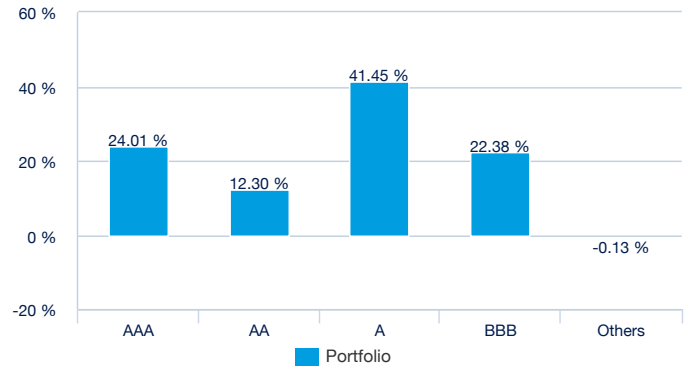
² Based on cash bonds and CDS but excludes other types of derivatives

Portfolio Breakdown (Source: Amundi)

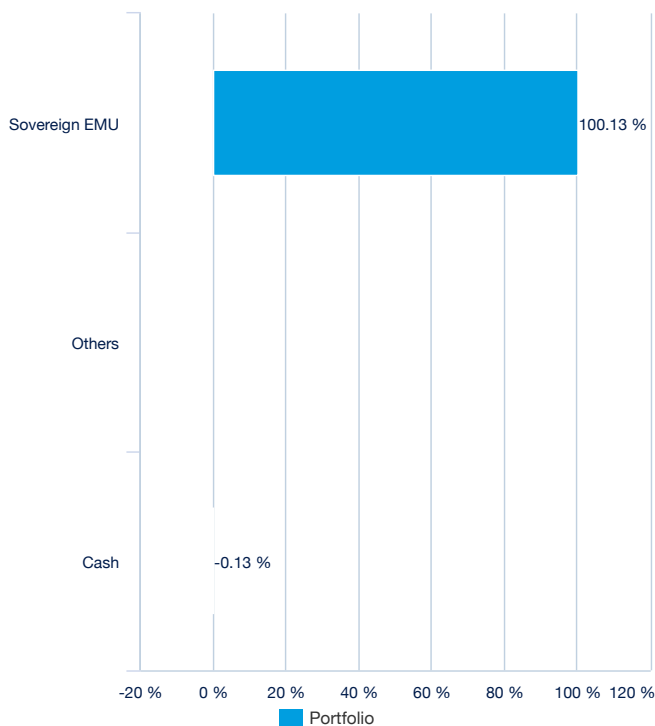
By maturity (Source: Amundi)



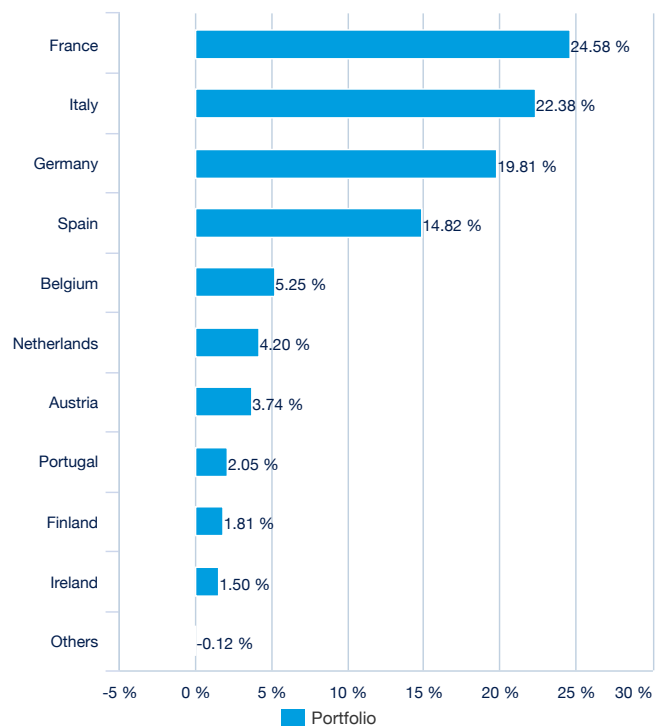
By rating (source : Amundi)



By issuer (Source: Amundi)



By country (source : Amundi)



BOND ■

Principal characteristics (Source : Amundi)

Fund structure	SICAV under Luxembourg law
UCITS compliant	UCITS
Management Company	Amundi Luxembourg SA
Administrator	CACEIS Bank, Luxembourg Branch
Custodian	CACEIS Bank, Luxembourg Branch
Independent auditor	DELOITTE AUDIT
Share-class inception date	29/06/2016
Date of the first NAV	11/11/2016
Share-class reference currency	EUR
Classification	Not applicable
Type of shares	Accumulation
ISIN code	LU1437018598
Minimum investment to the secondary market	1 Share(s)
Frequency of NAV calculation	Daily
Management fees and other administrative or operating costs	0.09%
Minimum recommended investment period	4 years
Fiscal year end	September
Primary Market Maker	SGCIB

Listing data (source : Amundi)

Place	CCY	Bloomberg Ticker	Bloomberg iNAV	Reuters RIC	Reuters iNAV
Berne Exchange	EUR	LYMTX BW	EMGIV	LYMTX.BN	EMGINAV=SOLA
Deutsche Boerse (Xetra)	EUR	A4HC GY	EMGIV	A4HC.DE	EMGINAV=SOLA
Euronext Paris	EUR	EGOV FP	EMGIV	AMEGOV.PA	EMGINAV=SOLA
LSE	GBP	MTXX LN	MTXXIV	MTXX.L	MTXXINAV=SOLA
Bolsa Mexicana de Valores	MXN	MTXX1N MM	-	MTXXN.MCO	-
Euronext Milan	EUR	EGOV IM	EMGIV	EGOVI.MI	EMGINAV=SOLA

Contact

ETF Sales contact

France & Luxembourg	+33 (0)1 76 32 65 76
Germany & Austria	+49 (0) 800 111 1928
Italy	+39 02 0065 2965
Switzerland (German)	+41 44 588 99 36
Switzerland (French)	+41 22 316 01 51
United Kingdom	+44 (0) 20 7 074 9598
United Kingdom (Instit)	+44 (0) 800 260 5644
Netherlands	+31 20 794 04 79
Nordic countries	+46 8 5348 2271
Hong Kong	+65 64 39 93 50
Spain	+34 914 36 72 45

ETF Capital Markets contact

Téléphone	+33 (0)1 76 32 19 93
Bloomberg IB Chat	Capital Markets Amundi ETF Capital Markets Amundi HK ETF

ETF Market Makers contact

SG CIB	+33 (0)1 42 13 38 63
BNP Paribas	+44 (0) 207 595 1844

Amundi contact

Amundi ETF
90 bd Pasteur
CS 21564
75 730 Paris Cedex 15 - France
Hotline : +33 (0)1 76 32 47 74
info-etf@amundi.com

Index Providers

BLOOMBERG® is a trademark and service mark of Bloomberg Finance L.P. Bloomberg Finance L.P. and its affiliates (collectively, "Bloomberg"), including Bloomberg Index Services Limited, the administrator of the Index ("BISL"), or Bloomberg's licensors own all proprietary rights in the Index. Bloomberg is not the issuer or producer of the Sub-Fund and Bloomberg has no responsibilities, obligations or duties to investors in the Sub-Fund. The Index is licensed for use by the Management Company as the Issuer of the Sub-Fund. The only relationship of Bloomberg with the Issuer in respect of the Index is the licensing of the Index, which is determined, composed and calculated by BISL, or any successor thereto, without regard to the Issuer or the Sub-Fund or the owners of the Sub-Fund. Investors acquire the Sub-Fund from the Management Company and investors neither acquire any interest in the Index nor enter into any relationship of any kind whatsoever with Bloomberg upon making an investment in the Sub-Fund. The Sub-Fund are not sponsored, endorsed, sold or promoted by Bloomberg. Bloomberg makes no representation or warranty, express or implied, regarding the advisability of investing in the Sub-Fund or the advisability of investing in securities generally or the ability of the Index to track corresponding or relative market performance. Bloomberg has not passed on the legality or suitability of the Sub-Fund with respect to any person or entity. Bloomberg is not responsible for or has participated in the determination of the timing of, prices at, or quantities of the Sub-Fund to be issued. Bloomberg has no obligation to take the needs of the Issuer or the owners of the Sub-Fund or any other third party into consideration in determining, composing or calculating the Index. Bloomberg has no obligation or liability in connection with administration, marketing or trading of the Sub-Fund. The licensing agreement between Bloomberg and the Management Company is solely for the benefit of Bloomberg and the Management Company not for the benefit of the owners of the Sub-Fund, investors or other third parties. BLOOMBERG SHALL HAVE NO LIABILITY TO THE ISSUER, INVESTORS OR OTHER THIRD PARTIES FOR THE QUALITY, ACCURACY AND/OR COMPLETENESS OF THE INDEX OR ANY DATA INCLUDED THEREIN OR FOR INTERRUPTIONS IN THE DELIVERY OF THE INDEX. BLOOMBERG MAKES NO WARRANTY, EXPRESS OR IMPLIED, AS TO RESULTS TO BE OBTAINED BY THE ISSUER, THE INVESTORS OR ANY OTHER PERSON OR ENTITY FROM THE USE OF THE INDEX OR ANY DATA INCLUDED THEREIN. BLOOMBERG MAKES NO EXPRESS OR IMPLIED WARRANTIES, AND HEREBY EXPRESSLY DISCLAIMS ALL WARRANTIES OF MERCHANTABILITY OR FITNESS FOR A PARTICULAR PURPOSE OR USE WITH RESPECT TO THE INDEX OR ANY DATA INCLUDED THEREIN. BLOOMBERG RESERVES THE RIGHT TO CHANGE THE METHODS OF CALCULATION OR PUBLICATION, OR TO CEASE THE CALCULATION OR PUBLICATION OF THE INDEX, AND BLOOMBERG SHALL NOT BE LIABLE FOR ANY MISCALCULATION OF OR ANY INCORRECT, DELAYED OR INTERRUPTED PUBLICATION WITH RESPECT TO ANY OF THE INDEX. BLOOMBERG SHALL NOT BE LIABLE FOR ANY DAMAGES, INCLUDING, WITHOUT LIMITATION, ANY SPECIAL, INDIRECT OR CONSEQUENTIAL DAMAGES, OR ANY LOST PROFITS, EVEN IF ADVISED OF THE POSSIBILITY OF SUCH, RESULTING FROM THE USE OF THE INDEX OR ANY DATA INCLUDED THEREIN OR WITH RESPECT TO THE SUB-FUND.

Important information

The Sub-Fund has been authorised for distribution to non-qualified investors in or from Switzerland by FINMA. Representative : CACEIS Bank, Paris, Branch of Nyon/Swiss, 35 route de Signy, 1260 Nyon, Switzerland (in the past "CACEIS Bank Luxembourg, Luxembourg, Branch of Nyon", Switzerland. Paying agent: CA Indosuez (Suisse) S.A., 4 quai General Guisan, 1204 Geneva. Subscriptions in the Sub-Funds will only be accepted on the basis of the SICAV's latest prospectus and Key Investor Information Document (KIID), its latest annual and semi-annual reports and its articles of incorporation that may be obtained, free of charge, at the registered office of the Swiss Representative. Past performance is not a guarantee or a reliable indicator for current or future performance and returns. The performance data do not take account of the commissions and costs incurred on the issue and redemption of units. The date of the data in this document is that indicated at the top of the document, unless otherwise stated.

This document is designed exclusively for institutional, professional, qualified or sophisticated investors and distributors. It is not meant for the general public or private clients of any jurisdiction or those qualified as 'US Persons'. Approved investors in regard to the European Union are those which are defined as "Professional" investors in Directive 2004/39/EC of 21 April 2004 "MiFID" or, as the case may be, as defined under each local legislation and, insofar as the offer in Switzerland is concerned, "qualified investors" as set forth in the federal Law on Collective Investments (LPCC), the Ordinance on collective investments of 22 November 2006 (OPCC) and the FINMA 08/8 Circular regarding the legislation on collective investments of 20 November 2008. This document shall not, under any circumstance, be sent within the European Union to non "Professional" investors as defined by the MFI or under each local legislation, or in Switzerland to those investors which are not defined as "qualified investors" in the applicable law and regulations.