

# AMUNDI RUSSELL 2000 UCITS ETF - EUR

FACTSHEET

Marketing  
Communication

31/12/2025

EQUITY ■

## Key Information (Source: Amundi)

Net Asset Value (NAV) : **316.19 ( EUR )**  
NAV and AUM as of : **31/12/2025**  
Assets Under Management (AUM) :  
**722.62 ( million EUR )**  
ISIN code : **LU1681038672**  
Replication type : **Synthetical**  
Benchmark : **100% RUSSELL 2000**

## Objective and Investment Policy

This ETF seeks to replicate as closely as possible the performance of the Russell 2000 index whether the trend is rising or falling.

## Risk Indicator (Source : Fund Admin)



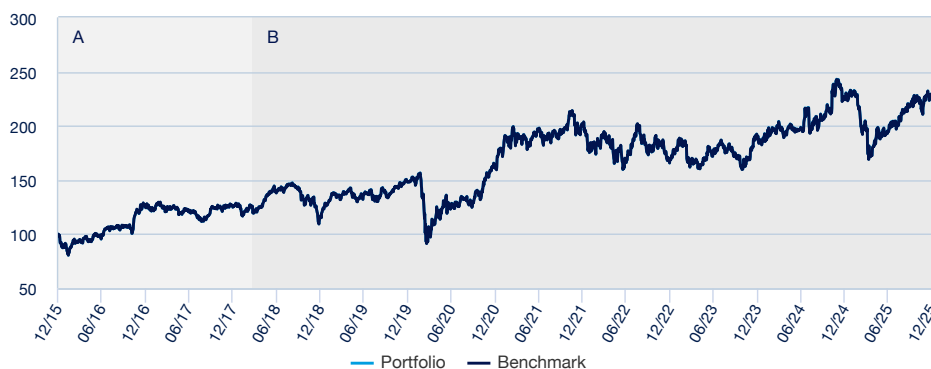
Lower Risk

Higher Risk

⚠ The SRI represents the risk and return profile as presented in the Key Information Document (KID). The lowest category does not imply that there is no risk. The SRI is not guaranteed and may change over time. The risk indicator assumes you keep the product for 5 years. The summary risk indicator is a guide to the level of risk of this product compared to other products. It shows how likely it is that the product will lose money because of movement in the markets or because we are not able to pay you.

## Returns (Source: Fund Admin) - Past performance does not predict future returns

### Performances from 31/12/2015 to 31/12/2025 (Source : Fund Admin)



A : Sur la base des performances réalisées depuis la date de lancement du Fonds français « AMUNDI ETF RUSSELL 2000 UCITS ETF » géré par Amundi Asset Management et absorbé par « AMUNDI RUSSELL 2000 » le 22.03.2018.  
B : Performance of the Sub-Fund since the date of its launch

### Cumulative returns\* (Source: Fund Admin)

	YTD	1 month	3 months	1 year	3 years	5 years	Since
Since	31/12/2024	28/11/2025	30/09/2025	31/12/2024	30/12/2022	31/12/2020	07/01/2014
<b>Portfolio</b>	-1.04%	-1.81%	2.09%	-1.04%	32.14%	37.26%	178.54%
<b>Benchmark</b>	-0.92%	-1.80%	2.15%	-0.92%	32.09%	37.38%	179.04%
<b>Spread</b>	-0.13%	0.00%	-0.05%	-0.13%	0.05%	-0.13%	-0.51%

### Calendar year performance\* (Source: Fund Admin)

	2025	2024	2023	2022	2021	2020	2019	2018	2017	2016
<b>Portfolio</b>	-1.04%	18.57%	12.62%	-15.55%	22.99%	9.63%	27.32%	-6.81%	0.44%	24.25%
<b>Benchmark</b>	-0.92%	18.53%	12.47%	-15.57%	23.18%	9.63%	27.30%	-6.88%	0.32%	24.39%
<b>Spread</b>	-0.13%	0.04%	0.15%	0.02%	-0.20%	0.00%	0.02%	0.07%	0.12%	-0.14%

\* Source : Amundi. The above cover complete periods of 12 months for each calendar year. **Past performance is no predictor of current and future results and does not guarantee future yield** . Any losses or gains do not take into consideration any costs, commissions and fees incurred by the investor in the issue and buyout of the shares (e.g. taxes, brokerage fees or other commissions deducted by the financial intermediary). If performance is calculated in a currency other than the euro, any losses or gains generated can thereby be affected by exchange rate fluctuations (both upward and downward). The discrepancy accounts for the performance difference between the portfolio and the index.

### Risk indicators (Source: Fund Admin)

	1 year	3 years	Inception to date *
<b>Portfolio volatility</b>	20.96%	20.07%	21.62%
<b>Benchmark volatility</b>	20.97%	20.07%	21.61%
<b>Ex-post Tracking Error</b>	0.04%	0.04%	0.19%
<b>Sharpe ratio</b>	-0.04	0.38	0.40

\* Volatility is a statistical indicator that measures an asset's variations around its average value. For example, market variations of +/- 1.5% per day correspond to a volatility of 25% per year. The higher the volatility, the higher the risk. The Tracking Error indicator measures the performance's difference between the fund and the benchmark

## Meet the Team

**Sébastien Foy**

Responsable de l'équipe de gestion - Indiciel Synthétique

**Hamid Drali**

Portfolio Manager

**Moussa Thioue**

Co-Portfolio Manager

## Index Data (Source : Amundi)

## Description of the Index

Russell 2000 Index is an equity index representative of 2,000 small cap securities traded in the US market.

## Information (Source: Amundi)

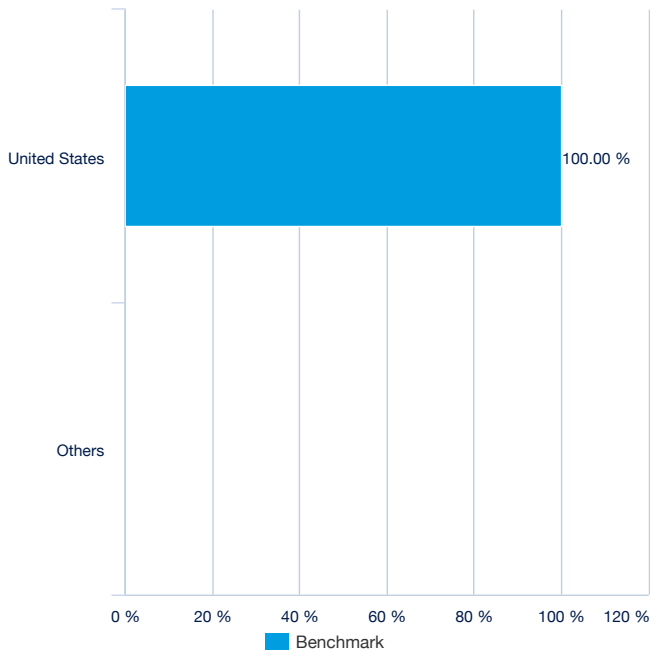
Asset class : **Equity**  
Exposure : **USA**  
Benchmark index currency : **USD**  
Holdings : **1956**

## Top 10 benchmark holdings (source : Amundi)

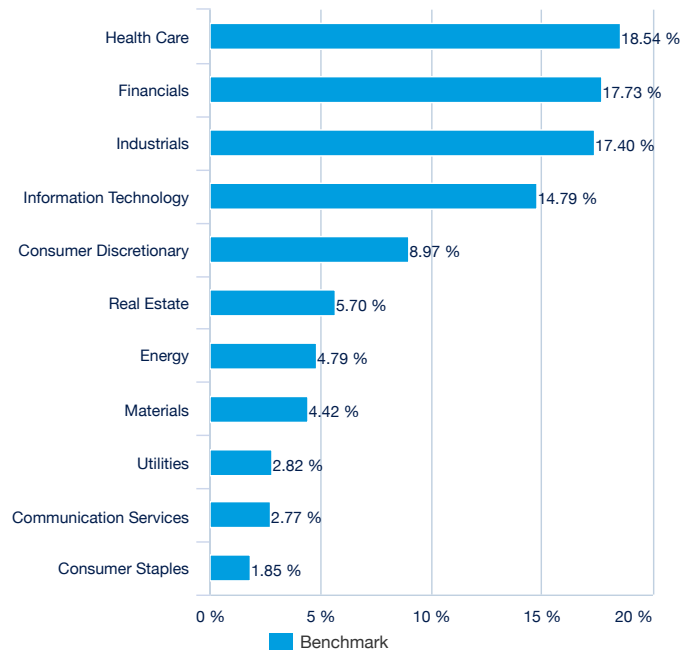
	% of assets (Index)
CREDO TECHNOLOGY GROUP HOLDI	0.76%
BLOOM ENERGY CORPORATION	0.65%
FABRINET	0.57%
IONQ INC	0.52%
ECHOSTAR CORP-A	0.51%
NEXTPOWER INC-CL A	0.43%
KRATOS DEFENSE & SECURITY	0.43%
HECLA MINING	0.42%
GUARDANT HEALTH INC	0.42%
BRIDGEBIO PHARMA INC	0.41%
<b>Total</b>	<b>5.13%</b>

For illustrative purposes only and not a recommendation to buy or sell securities.

## Geographical breakdown (for illustrative purposes only - Source: Amundi)



## Benchmark Sector breakdown (for illustrative purposes only - Source : Amundi)



## EQUITY ■

## Principal characteristics (Source : Amundi)

Fund structure	SICAV under Luxembourg law
UCITS compliant	UCITS
Management Company	Amundi Luxembourg SA
Administrator	CACEIS Bank, Luxembourg Branch
Custodian	CACEIS Bank, Luxembourg Branch
Independent auditor	PRICEWATERHOUSECOOPERS LUXEMBOURG
Share-class inception date	22/03/2018
Date of the first NAV	07/01/2014
Share-class reference currency	EUR
Classification	-
Type of shares	Accumulation
ISIN code	LU1681038672
Minimum investment to the secondary market	1 Share(s)
Frequency of NAV calculation	Daily
Management fees and other administrative or operating costs	0.35%
Minimum recommended investment period	5 years
Fiscal year end	September
Primary Market Maker	BNP Paribas

## Listing data (source : Amundi)

Place	CCY	Bloomberg Ticker	Bloomberg iNAV	Reuters RIC	Reuters iNAV
Borsa Italiana	EUR	RS2K IM	IRS2K	RS2K.MI	INRS2K=BNPP
Six Swiss Exchange	EUR	RS2K SW	IRS2K	RS2K.S	INRS2K=BNPP
Deutsche Boerse (Xetra)	EUR	RS2K GY	IRS2K	RS2K.DE	INRS2K=BNPP
Euronext Paris	EUR	RS2K FP	IRS2K	RS2K.PA	INRS2K=BNPP

## Contact

## ETF Sales contact

France & Luxembourg	+33 (0)1 76 32 65 76
Germany & Austria	+49 (0) 800 111 1928
Italy	+39 02 0065 2965
Switzerland (German)	+41 44 588 99 36
Switzerland (French)	+41 22 316 01 51
United Kingdom	+44 (0) 20 7 074 9598
UNITED KINGDOM (Instit)	+44 (0) 800 260 5644
Netherlands	+31 20 794 04 79
Nordic countries	+46 8 5348 2271
Hong Kong	+65 64 39 93 50
Spain	+34 914 36 72 45

## ETF Capital Markets contact

Téléphone	+33 (0)1 76 32 19 93
Bloomberg IB Chat	Capital Markets Amundi ETF Capital Markets Amundi HK ETF

## ETF Market Makers contact

BNP Paribas	+33 (0)1 40 14 60 01
Kepler Cheuvreux	+33 (0)1 53 65 35 25

## Amundi contact

**Amundi ETF**  
90 bd Pasteur  
CS 21564  
75 730 Paris Cedex 15 - France  
**Hotline :** +33 (0)1 76 32 47 74  
info-ett@amundi.com

## Index Providers

---

## Important information

---

The Sub-Fund has been authorised for distribution to non-qualified investors in or from Switzerland by FINMA. Representative : CACEIS Bank, Paris, Branch of Nyon/Swiss, 35 route de Signy, 1260 Nyon, Switzerland (in the past "CACEIS Bank Luxembourg, Luxembourg, Branch of Nyon", Switzerland. Paying agent: CA Indosuez (Suisse) S.A., 4 quai General Guisan, 1204 Geneva. Subscriptions in the Sub-Funds will only be accepted on the basis of the SICAV's latest prospectus and Key Investor Information Document (KIID), its latest annual and semi-annual reports and its articles of incorporation that may be obtained, free of charge, at the registered office of the Swiss Representative. Past performance is not a guarantee or a reliable indicator for current or future performance and returns. The performance data do not take account of the commissions and costs incurred on the issue and redemption of units. The date of the data in this document is that indicated at the top of the document, unless otherwise stated.

This document is designed exclusively for institutional, professional, qualified or sophisticated investors and distributors. It is not meant for the general public or private clients of any jurisdiction or those qualified as 'US Persons'. Approved investors in regard to the European Union are those which are defined as "Professional" investors in Directive 2004/39/EC of 21 April 2004 "MiFID" or, as the case may be, as defined under each local legislation and, insofar as the offer in Switzerland is concerned, "qualified investors" as set forth in the federal Law on Collective Investments (LPCC), the Ordinance on collective investments of 22 November 2006 (OPCC) and the FINMA 08/8 Circular regarding the legislation on collective investments of 20 November 2008. This document shall not, under any circumstance, be sent within the European Union to non "Professional" investors as defined by the MFI or under each local legislation, or in Switzerland to those investors which are not defined as "qualified investors" in the applicable law and regulations.