

Amundi Stoxx Europe 600 ESG UCITS ETF Acc

FACTSHEET

Marketing
Communication

30/11/2025

EQUITY ■

Key Information (Source: Amundi)

Net Asset Value (NAV) : **143.84 (EUR)**
NAV and AUM as of : **28/11/2025**
Assets Under Management (AUM) :
1,365.31 (million EUR)
ISIN code : **LU1681040223**
Replication type : **Physical**
Benchmark : **100% STOXX EUROPE 600 ESG+**

Objective and Investment Policy

AMUNDI STOXX EUROPE 600 ESG UCITS ETF DR seeks to replicate as closely as possible the performance of the STOXX Europe 600 ESG+ Index (Net Total Return Index), whether the trend is rising or falling. This ETF enables investors to benefit from an exposure to European developed countries by selecting 80% of the stocks with the highest ESG score among those in the STOXX Europe 600 index.

Risk Indicator (Source : Fund Admin)



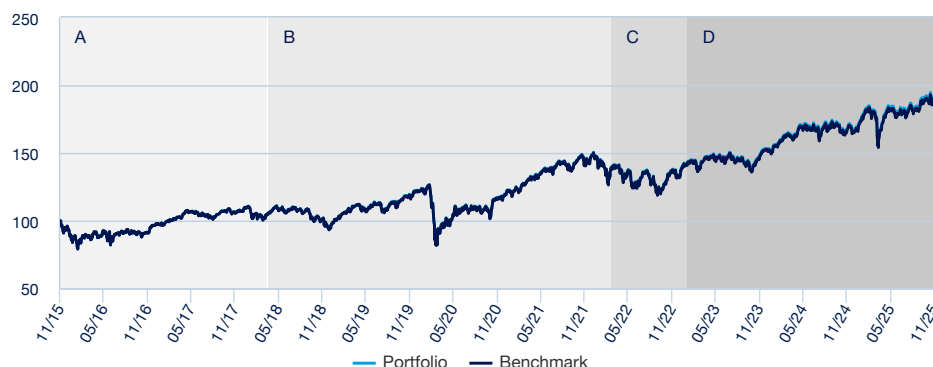
Lower Risk

Higher Risk

The SRI represents the risk and return profile as presented in the Key Information Document (KID). The lowest category does not imply that there is no risk. The SRI is not guaranteed and may change over time. The risk indicator assumes you keep the product for 5 years. The summary risk indicator is a guide to the level of risk of this product compared to other products. It shows how likely it is that the product will lose money because of movement in the markets or because we are not able to pay you.

Returns (Source: Fund Admin) - Past performance does not predict future returns

Performances from 30/11/2015 to 28/11/2025 (Source : Fund Admin)



A : Sur la base des performances réalisées depuis la date de lancement du Fonds français « AMUNDI ETF STOXX EUROPE 600 UCITS ETF » géré par Amundi Asset Management et absorbé par « AMUNDI STOXX EUROPE 600 » le 18.04.2018.

B : Performance of the Sub-Fund since the date of its launch

C : Since this date, the sub fund will move his benchmark from STOXX Europe 600 to STOXX Europe 600 ESG Broad Market NTR

D : Since the beginning of this period, the reference indicator of the Sub-Fund is STOXX Europe 600 ESG+ Index.

Cumulative returns* (Source: Fund Admin)

Since	YTD 31/12/2024	1 month 31/10/2025	3 months 29/08/2025	1 year 29/11/2024	3 years 30/11/2022	5 years 30/11/2020	Since 22/09/2009
Portfolio	15.35%	1.34%	5.46%	14.92%	40.79%	66.23%	264.43%
Benchmark	15.14%	1.34%	5.46%	14.72%	40.06%	65.36%	259.18%
Spread	0.21%	0.01%	0.00%	0.20%	0.73%	0.87%	5.26%

Calendar year performance* (Source: Fund Admin)

	2024	2023	2022	2021	2020	2019	2018	2017	2016	2015
Portfolio	8.94%	16.20%	-11.12%	24.88%	-2.00%	26.97%	-10.67%	10.66%	1.81%	9.87%
Benchmark	8.75%	16.00%	-11.15%	24.91%	-1.99%	26.82%	-10.77%	10.58%	1.73%	9.60%
Spread	0.19%	0.20%	0.03%	-0.03%	-0.01%	0.16%	0.09%	0.08%	0.07%	0.27%

* Source : Amundi. The above cover complete periods of 12 months for each calendar year. **Past performance is no predictor of current and future results and does not guarantee future yield**. Any losses or gains do not take into consideration any costs, commissions and fees incurred by the investor in the issue and buyout of the shares (e.g. taxes, brokerage fees or other commissions deducted by the financial intermediary). If performance is calculated in a currency other than the euro, any losses or gains generated can thereby be affected by exchange rate fluctuations (both upward and downward). The discrepancy accounts for the performance difference between the portfolio and the index.

EQUITY

Meet the Team

**Lionel Brafman**

Head of the Index & Multistrategies team

**Zhicong Mou**

Portfolio Manager - Index & Multistrategies

**Pierre Maigniez**

Co-Portfolio Manager

Index Data (Source : Amundi)

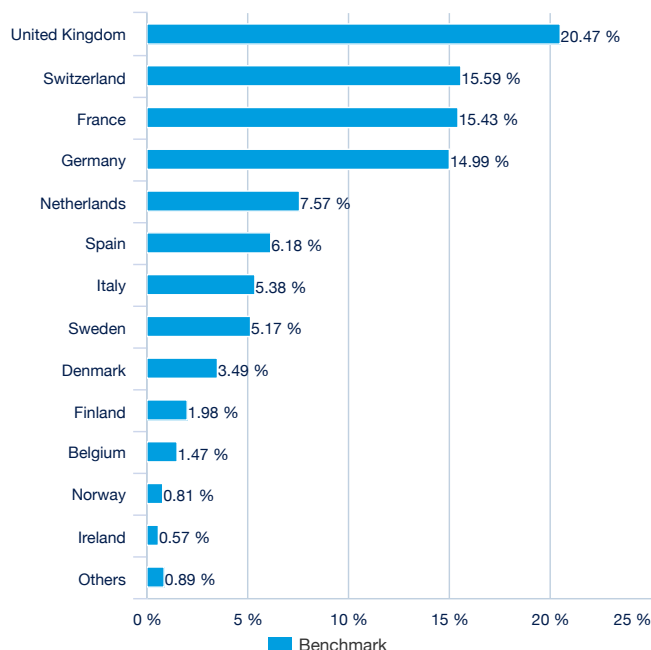
Description of the Index

The STOXX Europe 600 ESG+ Index tracks the performance of the STOXX Europe 600 after a set of compliance, involvement and ESG performance screens are applied. Companies that are non-compliant based on the ISS-ESG Norms Based Screening assessment or are involved in Controversial Weapons are not eligible for selection. Additional exclusion filters are applied, screening companies for involvement in Tobacco, Thermal Coal, Unconventional Oil & Gas, Civilian Firearms, and Military Contracting. The remaining securities are ranked in descending order of their ESG scores within each of the 11 ICB Industry groups. The STOXX Europe 600 ESG+ Index select the top-ranking securities in each of the ICB Industries until the number of selected securities reaches 80% of the number of securities in the underlying index.

Information (Source: Amundi)

Asset class : **Equity**Exposure : **Europe**Benchmark index currency : **EUR**Holdings : **479**

Geographical breakdown (for illustrative purposes only - Source: Amundi)



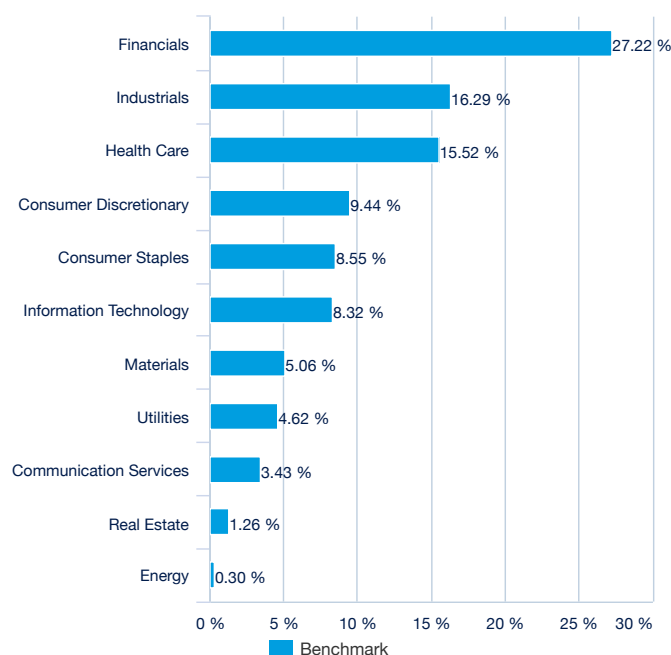
Top 10 benchmark holdings (source : Amundi)

	% of assets (Index)
ASML HOLDING NV	3.51%
ASTRAZENECA GBP	2.47%
ROCHE HLDG AG-GENUSS	2.31%
NESTLE SA-REG	2.19%
NOVARTIS AG-REG	2.14%
HSBC HOLDING PLC GBP	2.10%
SAP SE / XETRA	2.09%
SIEMENS AG-REG	1.70%
LVMH MOET HENNESSY LOUIS VUI	1.58%
ALLIANZ SE-REG	1.43%

Total **21.52%**

For illustrative purposes only and not a recommendation to buy or sell securities.

Benchmark Sector breakdown (for illustrative purposes only - Source : Amundi)



EQUITY ■

Principal characteristics (Source : Amundi)

Fund structure	SICAV under Luxembourg law
UCITS compliant	UCITS
Management Company	Amundi Luxembourg SA
Administrator	CACEIS Bank, Luxembourg Branch
Custodian	CACEIS Bank, Luxembourg Branch
Independent auditor	PRICEWATERHOUSECOOPERS LUXEMBOURG
Share-class inception date	18/04/2018
Date of the first NAV	22/09/2009
Share-class reference currency	EUR
Classification	-
Type of shares	Accumulation
ISIN code	LU1681040223
Minimum investment to the secondary market	1 Share(s)
Frequency of NAV calculation	Daily
Management fees and other administrative or operating costs	0.18%
Minimum recommended investment period	5 years
Fiscal year end	September
Primary Market Maker	BNP Paribas

Listing data (source : Amundi)

Place	Hours	CCY	Mnemo	Bloomberg Ticker	Bloomberg iNAV	Reuters RIC	Reuters iNAV
Nyse Euronext Paris	-	EUR	-	C6E FP	INC6EINAV.PA	C6E.PA	.INC6E
Deutsche Börse	-	EUR	-	AME6 GY	INC6E	AME6.DE	INC6EINAV.PA
Six Swiss Exchange	-	EUR	-	C6E SW	INC6EINAV.S	C6E.S	.INC6E

Contact

ETF Sales contact

France & Luxembourg	+33 (0)1 76 32 65 76
Germany & Austria	+49 (0) 800 111 1928
Italy	+39 02 0065 2965
Switzerland (German)	+41 44 588 99 36
Switzerland (French)	+41 22 316 01 51
United Kingdom	+44 (0) 20 7 074 9598
UNITED KINGDOM (Instit)	+44 (0) 800 260 5644
Netherlands	+31 20 794 04 79
Nordic countries	+46 8 5348 2271
Hong Kong	+65 64 39 93 50
Spain	+34 914 36 72 45

ETF Capital Markets contact

Téléphone	+33 (0)1 76 32 19 93
Bloomberg IB Chat	Capital Markets Amundi ETF Capital Markets Amundi HK ETF

ETF Market Makers contact

BNP Paribas	+33 (0)1 40 14 60 01
Kepler Cheuvreux	+33 (0)1 53 65 35 25

Amundi contact

Amundi ETF
90 bd Pasteur
CS 21564
75 730 Paris Cedex 15 - France
Hotline : +33 (0)1 76 32 47 74
info-ett@amundi.com



Index Providers

STOXX and its licensors (the "Licensors") have no relationship to the Amundi Asset Management, other than the licensing of the Index and the related trademarks for use in connection with the Subfund. STOXX and its Licensors do not : Sponsor, endorse, sell or promote the Subfund. Recommend that any person invest in the Subfund or any other securities. Have any responsibility or liability for or make any decisions about the timing, amount or pricing of Subfund. Have any responsibility or liability for the administration, management or marketing of the Subfund. Consider the needs of the Subfund or the owners of the Subfund in determining, composing or calculating the Index or have any obligation to do so. STOXX and its Licensors will not have any liability in connection with the Subfund. Specifically, STOXX and its Licensors do not make any warranty, express or implied and disclaim any and all warranty about : The results to be obtained by the Subfund, the owner of the Subfund or any other person in connection with the use of the Index and the data included in the Index ; The accuracy or completeness of the Index and its data; The merchantability and the fitness for a particular purpose or use of the Index and its data; STOXX and its Licensors will have no liability for any errors, omissions or interruptions in the Index or its data; Under no circumstances will STOXX or its Licensors be liable for any lost profits or indirect, punitive, special or consequential damages or losses, even if STOXX or its Licensors knows that they might occur. The licensing agreement between the Asset Manager and STOXX is solely for their benefit and not for the benefit of the owners of the Subfund or any other third parties.

Important information

The Sub-Fund has been authorised for distribution to non-qualified investors in or from Switzerland by FINMA. Representative : CACEIS Bank, Paris, Branch of Nyon/Swiss, 35 route de Signy, 1260 Nyon, Switzerland (in the past "CACEIS Bank Luxembourg, Luxembourg, Branch of Nyon", Switzerland. Paying agent: CA Indosuez (Suisse) S.A., 4 quai General Guisan, 1204 Geneva. Subscriptions in the Sub-Funds will only be accepted on the basis of the SICAV's latest prospectus and Key Investor Information Document (KIID), its latest annual and semi-annual reports and its articles of incorporation that may be obtained, free of charge, at the registered office of the Swiss Representative. Past performance is not a guarantee or a reliable indicator for current or future performance and returns. The performance data do not take account of the commissions and costs incurred on the issue and redemption of units. The date of the data in this document is that indicated at the top of the document, unless otherwise stated.

This document is designed exclusively for institutional, professional, qualified or sophisticated investors and distributors. It is not meant for the general public or private clients of any jurisdiction or those qualified as 'US Persons'. Approved investors in regard to the European Union are those which are defined as "Professional" investors in Directive 2004/39/EC of 21 April 2004 "MiFID" or, as the case may be, as defined under each local legislation and, insofar as the offer in Switzerland is concerned, "qualified investors" as set forth in the federal Law on Collective Investments (LPCC), the Ordinance on collective investments of 22 November 2006 (OPCC) and the FINMA 08/8 Circular regarding the legislation on collective investments of 20 November 2008. This document shall not, under any circumstance, be sent within the European Union to non "Professional" investors as defined by the MFI or under each local legislation, or in Switzerland to those investors which are not defined as "qualified investors" in the applicable law and regulations.