

AMUNDI EURO GOVERNMENT BOND 25+Y UCITS ETF Dist

BOND

FACTSHEET

Marketing
Communication

31/07/2025

Key Information (Source: Amundi)

Net Asset Value (NAV) : **133.64 (EUR)**

NAV and AUM as of : **31/07/2025**

Assets Under Management (AUM) :
308.40 (million EUR)

ISIN code : **LU1686832277**

Replication type : **Physical**

Benchmark :

**100% BLOOMBERG EURO TREASURY 50BN 25+
YEAR BOND INDEX**

Objective and Investment Policy

The investment objective of the Fund is to reflect the performance of the Bloomberg Euro Treasury 50bn 25+ Year Bond Index (the "Index") denominated in Euros, while minimizing the volatility of the difference between the return of the Sub-Fund and the return of the Benchmark Index (the "Tracking Error").

Risk Indicator (Source : Fund Admin)



Lower Risk

Higher Risk

The SRI represents the risk and return profile as presented in the Key Information Document (KID). The lowest category does not imply that there is no risk. The SRI is not guaranteed and may change over time. The risk indicator assumes you keep the product for 5 years. The summary risk indicator is a guide to the level of risk of this product compared to other products. It shows how likely it is that the product will lose money because of movement in the markets or because we are not able to pay you.

Returns (Source: Fund Admin) - Past performance does not predict future returns

Performances from 24/09/2020 to 31/07/2025 (Source : Fund Admin)



Cumulative returns* (Source: Fund Admin)

	YTD	1 month	3 months	1 year	3 years	5 years	Since
Since	31/12/2024	30/06/2025	30/04/2025	31/07/2024	29/07/2022	-	24/09/2020
Portfolio	-7.75%	-1.27%	-3.36%	-7.58%	-25.92%	-	-46.69%
Benchmark	-7.71%	-1.28%	-3.33%	-7.52%	-25.71%	-	-46.43%
Spread	-0.04%	0.01%	-0.03%	-0.06%	-0.20%	-	-0.27%

Calendar year performance* (Source: Fund Admin)

	2024	2023	2022	2021	2020
Portfolio	-2.93%	10.35%	-41.35%	-11.27%	-
Benchmark	-2.86%	10.48%	-41.29%	-11.16%	-
Spread	-0.08%	-0.14%	-0.06%	-0.11%	-

* Source : Amundi. The above cover complete periods of 12 months for each calendar year. **Past performance is no predictor of current and future results and does not guarantee future yield**. Any losses or gains do not take into consideration any costs, commissions and fees incurred by the investor in the issue and buyout of the shares (e.g. taxes, brokerage fees or other commissions deducted by the financial intermediary). If performance is calculated in a currency other than the euro, any losses or gains generated can thereby be affected by exchange rate fluctuations (both upward and downward). The discrepancy accounts for the performance difference between the portfolio and the index.

Risk indicators (Source: Fund Admin)

	1 year	3 years	Inception to date *
Portfolio volatility	13.35%	18.78%	17.62%
Benchmark volatility	13.36%	18.79%	17.62%
Ex-post Tracking Error	0.03%	0.03%	0.03%
Sharpe ratio	-0.71	-0.68	-0.80

* Volatility is a statistical indicator that measures an asset's variations around its average value. For example, market variations of +/- 1.5% per day correspond to a volatility of 25% per year. The higher the volatility, the higher the risk. The Tracking Error indicator measures the performance's difference between the fund and the benchmark

BOND

Meet the Team

**Stéphanie Pless**

Head of Fixed Income Index Management

**Olivier Chatelot**

Lead Portfolio Manager

**Jean-Marc Guiot**

Co-Portfolio Manager

Portfolio Data (Source: Amundi)

Information (Source: Amundi)

Asset class : **Bond**
 Exposure : **Eurozone**
 Benchmark index currency : **EUR**
 Holdings : **48**

Portfolio Indicators (Source: Fund Admin)

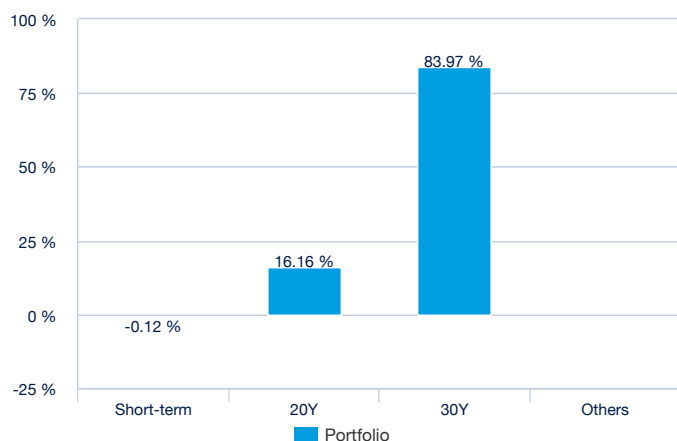
	Portfolio
Modified duration ¹	19.92
Average rating ²	A
Yield To Maturity	3.84%

¹ Modified duration (in points) estimates a bond portfolio's percentage price change for 1% change in yield

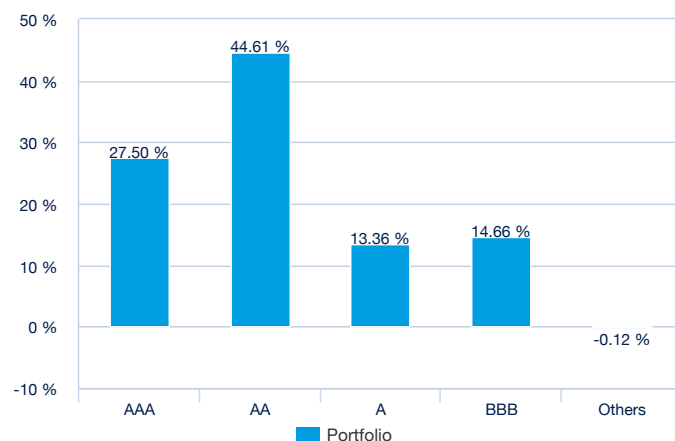
² Based on cash bonds and CDS but excludes other types of derivatives

Portfolio Breakdown (Source: Amundi)

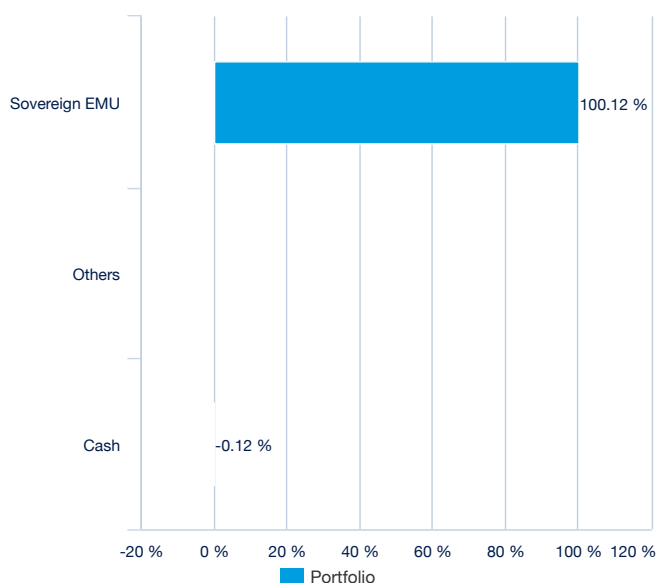
By maturity (Source: Amundi)



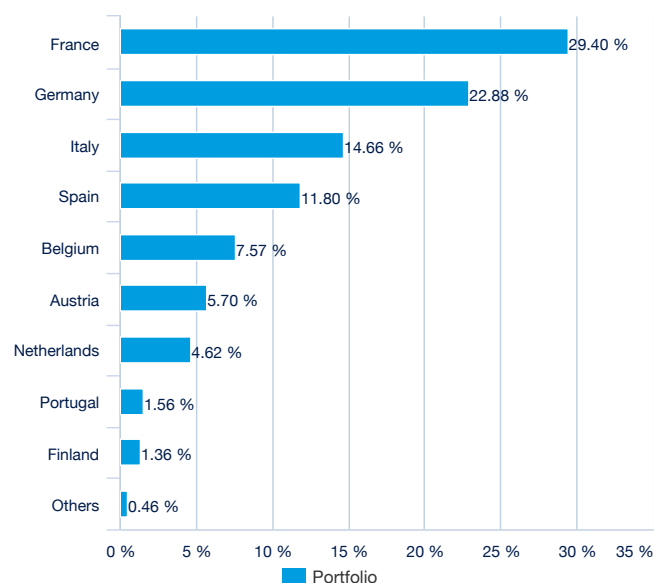
By rating (source : Amundi)



By issuer (Source: Amundi)



By country (source : Amundi)



**Principal characteristics (Source : Amundi)**

Fund structure	SICAV under Luxembourg law
UCITS compliant	UCITS
Management Company	Amundi Luxembourg SA
Administrator	CACEIS Bank, Luxembourg Branch
Custodian	CACEIS Bank, Luxembourg Branch
Independent auditor	PRICEWATERHOUSECOOPERS LUXEMBOURG
Share-class inception date	15/02/2024
Date of the first NAV	24/09/2020
Share-class reference currency	EUR
Classification	-
Type of shares	Distribution
ISIN code	LU1686832277
Minimum investment to the secondary market	1 Share(s)
Frequency of NAV calculation	Daily
Fiscal year end	September

Contact**ETF Sales contact**

France & Luxembourg	+33 (0)1 76 32 65 76
Germany & Austria	+49 (0) 800 111 1928
Italy	+39 02 0065 2965
Switzerland (German)	+41 44 588 99 36
Switzerland (French)	+41 22 316 01 51
United Kingdom	+44 (0) 20 7 074 9598
UNITED KINGDOM (Instit)	+44 (0) 800 260 5644
Netherlands	+31 20 794 04 79
Nordic countries	+46 8 5348 2271
Hong Kong	+65 64 39 93 50
Spain	+34 914 36 72 45

ETF Capital Markets contact

Téléphone	+33 (0)1 76 32 19 93
Bloomberg IB Chat	Capital Markets Amundi ETF Capital Markets Amundi HK ETF

ETF Market Makers contact

SG CIB	+33 (0)1 42 13 38 63
BNP Paribas	+44 (0) 207 595 1844

Amundi contact

Amundi ETF
90 bd Pasteur
CS 21564
75 730 Paris Cedex 15 - France
Hotline : +33 (0)1 76 32 47 74
info-etf@amundi.com

Index Providers

BLOOMBERG® is a trademark and service mark of Bloomberg Finance L.P. Bloomberg Finance L.P. and its affiliates (collectively, "Bloomberg"), including Bloomberg Index Services Limited, the administrator of the Index ("BISL"), or Bloomberg's licensors own all proprietary rights in the Index. Bloomberg is not the issuer or producer of the Sub-Fund and Bloomberg has no responsibilities, obligations or duties to investors in the Sub-Fund. The Index is licensed for use by the Management Company as the Issuer of the Sub-Fund. The only relationship of Bloomberg with the Issuer in respect of the Index is the licensing of the Index, which is determined, composed and calculated by BISL, or any successor thereto, without regard to the Issuer or the Sub-Fund or the owners of the Sub-Fund. Investors acquire the Sub-Fund from the Management Company and investors neither acquire any interest in the Index nor enter into any relationship of any kind whatsoever with Bloomberg upon making an investment in the Sub-Fund. The Sub-Fund are not sponsored, endorsed, sold or promoted by Bloomberg. Bloomberg makes no representation or warranty, express or implied, regarding the advisability of investing in the Sub-Fund or the advisability of investing in securities generally or the ability of the Index to track corresponding or relative market performance. Bloomberg has not passed on the legality or suitability of the Sub-Fund with respect to any person or entity. Bloomberg is not responsible for or has participated in the determination of the timing of, prices at, or quantities of the Sub-Fund to be issued. Bloomberg has no obligation to take the needs of the Issuer or the owners of the Sub-Fund or any other third party into consideration in determining, composing or calculating the Index. Bloomberg has no obligation or liability in connection with administration, marketing or trading of the Sub-Fund. The licensing agreement between Bloomberg and the Management Company is solely for the benefit of Bloomberg and the Management Company not for the benefit of the owners of the Sub-Fund, investors or other third parties. BLOOMBERG SHALL HAVE NO LIABILITY TO THE ISSUER, INVESTORS OR OTHER THIRD PARTIES FOR THE QUALITY, ACCURACY AND/OR COMPLETENESS OF THE INDEX OR ANY DATA INCLUDED THEREIN OR FOR INTERRUPTIONS IN THE DELIVERY OF THE INDEX. BLOOMBERG MAKES NO WARRANTY, EXPRESS OR IMPLIED, AS TO RESULTS TO BE OBTAINED BY THE ISSUER, THE INVESTORS OR ANY OTHER PERSON OR ENTITY FROM THE USE OF THE INDEX OR ANY DATA INCLUDED THEREIN. BLOOMBERG MAKES NO EXPRESS OR IMPLIED WARRANTIES, AND HEREBY EXPRESSLY DISCLAIMS ALL WARRANTIES OF MERCHANTABILITY OR FITNESS FOR A PARTICULAR PURPOSE OR USE WITH RESPECT TO THE INDEX OR ANY DATA INCLUDED THEREIN. BLOOMBERG RESERVES THE RIGHT TO CHANGE THE METHODS OF CALCULATION OR PUBLICATION, OR TO CEASE THE CALCULATION OR PUBLICATION OF THE INDEX, AND BLOOMBERG SHALL NOT BE LIABLE FOR ANY MISCALCULATION OF OR ANY INCORRECT, DELAYED OR INTERRUPTED PUBLICATION WITH RESPECT TO ANY OF THE INDEX. BLOOMBERG SHALL NOT BE LIABLE FOR ANY DAMAGES, INCLUDING, WITHOUT LIMITATION, ANY SPECIAL, INDIRECT OR CONSEQUENTIAL DAMAGES, OR ANY LOST PROFITS, EVEN IF ADVISED OF THE POSSIBILITY OF SUCH, RESULTING FROM THE USE OF THE INDEX OR ANY DATA INCLUDED THEREIN OR WITH RESPECT TO THE SUB-FUND.

Important information

This document is of an informative, non-contractual and simplified nature. The main characteristics of the funds are mentioned in the legal documentation available on the AMF website or on request made to the main offices of the management company. The legal documentation will be sent to you prior to subscribing to a fund. The duration of the Fund is unlimited. To invest means to assume risks: the values of PPCVM stocks and shares are subject to market fluctuations and investments made may vary both upwards and downwards. Therefore, PPCVM subscribers may lose all or part of the capital initially invested. Any person interested in investing in an OPCVM should, preferably prior to subscription, to ensure this is in accordance with their pertaining legislation as well as the tax consequences of such an investment and have knowledge of the valid legal documents of each OPCVM. The source of the data contained in this document is Amundi, unless otherwise mentioned. The date of the data contained herein is that indicated in the MONTHLY REPORT, unless otherwise stated.