

AMUNDI S&P 500 BUYBACK UCITS ETF - USD

EQUITY ■

FACTSHEET

Marketing
Communication

31/12/2025

Key Information (Source: Amundi)

Net Asset Value (NAV) : **363.24 (USD)**
NAV and AUM as of : **31/12/2025**
Assets Under Management (AUM) :
81.59 (million USD)
ISIN code : **LU1681048556**
Replication type : **Synthetical**
Benchmark : **100% S&P 500 BUYBACK NTR**

Objective and Investment Policy

This ETF seeks to replicate as closely as possible the performance of the S&P 500 Buyback index whether the trend is rising or falling.

Risk Indicator (Source : Fund Admin)



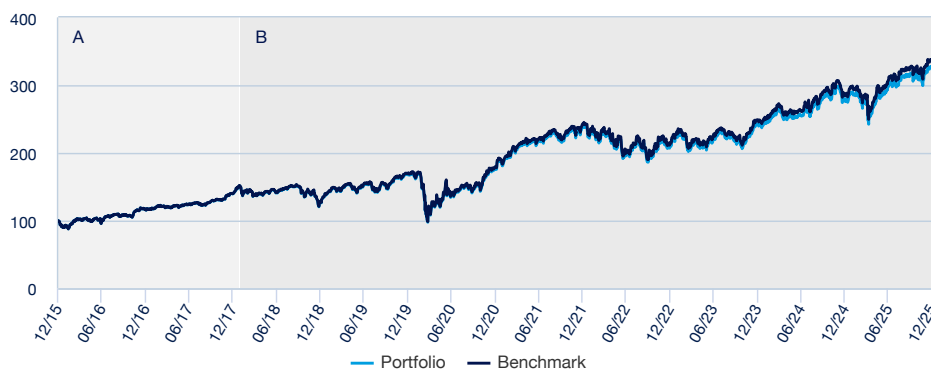
Lower Risk

Higher Risk

⚠ The SRI represents the risk and return profile as presented in the Key Information Document (KID). The lowest category does not imply that there is no risk. The SRI is not guaranteed and may change over time. The risk indicator assumes you keep the product for 5 years. The summary risk indicator is a guide to the level of risk of this product compared to other products. It shows how likely it is that the product will lose money because of movement in the markets or because we are not able to pay you.

Returns (Source: Fund Admin) - Past performance does not predict future returns

Performances from 31/12/2015 to 31/12/2025 (Source : Fund Admin)



A : Based on the performance as from the launch date until the absorption date of the French Fund "AMUNDI ETF S&P 500 BUYBACK UCITS ETF" managed by Amundi Asset Management and absorbed by "AMUNDI S&P 500 BUYBACK" on 31/01/2018.

B : Performance of the Sub-Fund since the date of its launch

Cumulative returns* (Source: Fund Admin)

Since	YTD 31/12/2024	1 month 28/11/2025	3 months 30/09/2025	1 year 31/12/2024	3 years 30/12/2022	5 years 31/12/2020	Since 03/02/2015
Portfolio	16.48%	1.59%	1.98%	16.48%	53.67%	81.27%	202.53%
Benchmark	16.84%	1.61%	2.05%	16.84%	55.31%	84.67%	212.37%
Spread	-0.36%	-0.03%	-0.08%	-0.36%	-1.64%	-3.40%	-9.84%

Calendar year performance* (Source: Fund Admin)

	2025	2024	2023	2022	2021	2020	2019	2018	2017	2016
Portfolio	16.48%	14.52%	15.20%	-11.79%	33.74%	5.85%	31.03%	-7.87%	20.60%	15.43%
Benchmark	16.84%	14.93%	15.66%	-11.44%	34.28%	6.27%	31.56%	-7.63%	20.83%	15.49%
Spread	-0.36%	-0.41%	-0.45%	-0.35%	-0.54%	-0.43%	-0.53%	-0.24%	-0.23%	-0.06%

* Source : Amundi. The above cover complete periods of 12 months for each calendar year. **Past performance is no predictor of current and future results and does not guarantee future yield**. Any losses or gains do not take into consideration any costs, commissions and fees incurred by the investor in the issue and buyout of the shares (e.g. taxes, brokerage fees or other commissions deducted by the financial intermediary). If performance is calculated in a currency other than the euro, any losses or gains generated can thereby be affected by exchange rate fluctuations (both upward and downward). The discrepancy accounts for the performance difference between the portfolio and the index.

Risk indicators (Source: Fund Admin)

	1 year	3 years	Inception to date *
Portfolio volatility	16.42%	15.05%	20.16%
Benchmark volatility	16.42%	15.06%	20.16%
Ex-post Tracking Error	0.00%	0.01%	0.02%
Sharpe ratio	0.80	0.73	0.43

* Volatility is a statistical indicator that measures an asset's variations around its average value. For example, market variations of +/- 1.5% per day correspond to a volatility of 25% per year. The higher the volatility, the higher the risk. The Tracking Error indicator measures the performance's difference between the fund and the benchmark

EQUITY

Meet the Team

**Sébastien Foy**

Responsable de l'équipe de gestion - Indiciel Synthétique

**Hamid Drali**

Portfolio Manager

**Moussa Thiolye**

Co-Portfolio Manager

Index Data (Source : Amundi)

Description of the Index

S&P 500 Buyback Index is an equity index representative of the 100 leading companies of the S&P 500 Index with the highest buyback ratio over the last 12 months.

Information (Source: Amundi)

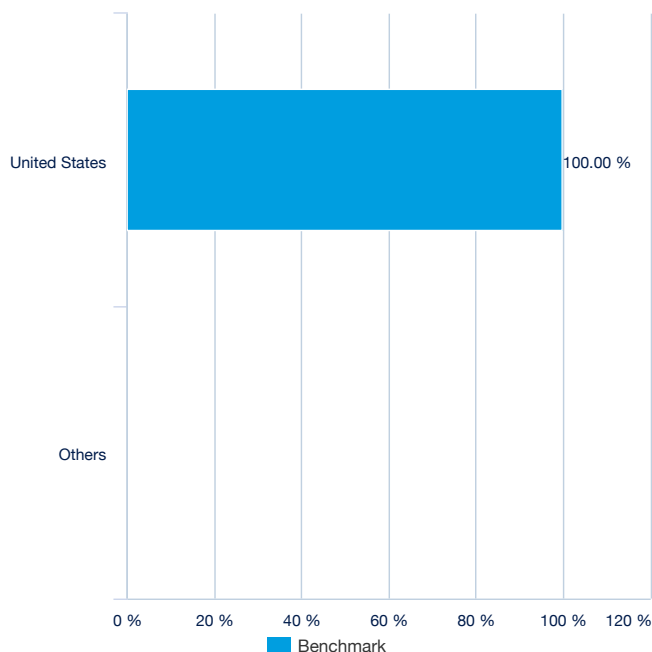
Asset class : **Equity**Exposure : **USA**Benchmark index currency : **USD**Holdings : **99**

Top 10 benchmark holdings (source : Amundi)

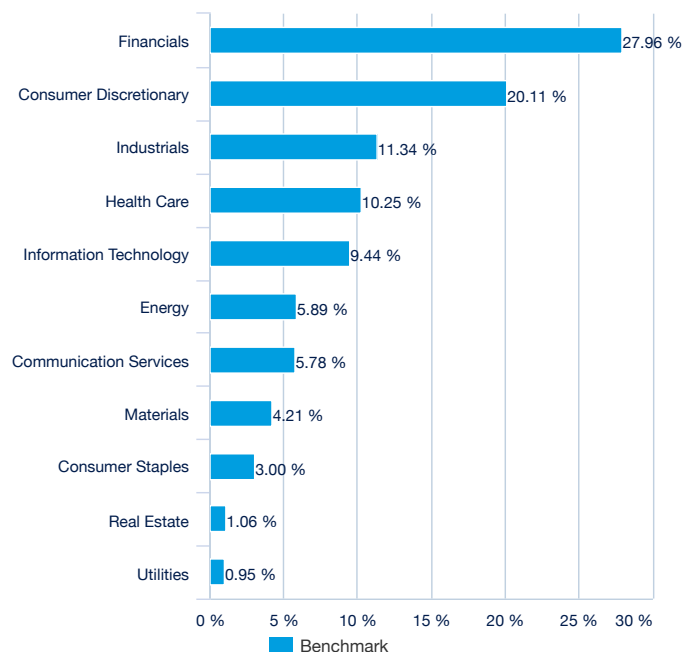
	% of assets (Index)
GENERAL MOTORS CO	1.44%
EXPEDIA GROUP INC	1.33%
HUNT (JB) TRANSPRT SVCS INC	1.32%
SOUTHWEST AIRLINES	1.26%
EXPEDITORS INTL WASH INC	1.23%
FOX CORP - CLASS A	1.21%
LAS VEGAS SANDS CORP	1.21%
CITIGROUP INC	1.20%
SYNCHRONY FINANCIAL	1.17%
WELLS FARGO & CO	1.17%
Total	12.53%

For illustrative purposes only and not a recommendation to buy or sell securities.

Geographical breakdown (for illustrative purposes only - Source: Amundi)



Benchmark Sector breakdown (for illustrative purposes only - Source : Amundi)



EQUITY ■

Principal characteristics (Source : Amundi)

Fund structure	SICAV under Luxembourg law
UCITS compliant	UCITS
Management Company	Amundi Luxembourg SA
Administrator	CACEIS Bank, Luxembourg Branch
Custodian	CACEIS Bank, Luxembourg Branch
Independent auditor	PRICEWATERHOUSECOOPERS LUXEMBOURG
Share-class inception date	31/01/2018
Date of the first NAV	03/02/2015
Share-class reference currency	USD
Classification	-
Type of shares	Accumulation
ISIN code	LU1681048556
Minimum investment to the secondary market	1 Share(s)
Frequency of NAV calculation	Daily
Management fees and other administrative or operating costs	0.15%
Minimum recommended investment period	5 years
Fiscal year end	September
Primary Market Maker	BNP Paribas

Listing data (source : Amundi)

Place	CCY	Bloomberg Ticker	Bloomberg iNAV	Reuters RIC	Reuters iNAV
Euronext Paris	USD	BYBU FP	IBYBU	BYBU.PA	IBYBU=BNPP
LSE	GBP	BYBG LN	-	BYBG.L	-
LSE	USD	BYBU LN	IBYBU	BYBU.L	IBYBU=BNPP

Contact

ETF Sales contact

France & Luxembourg	+33 (0)1 76 32 65 76
Germany & Austria	+49 (0) 800 111 1928
Italy	+39 02 0065 2965
Switzerland (German)	+41 44 588 99 36
Switzerland (French)	+41 22 316 01 51
United Kingdom	+44 (0) 20 7 074 9598
UNITED KINGDOM (Instit)	+44 (0) 800 260 5644
Netherlands	+31 20 794 04 79
Nordic countries	+46 8 5348 2271
Hong Kong	+65 64 39 93 50
Spain	+34 914 36 72 45

ETF Capital Markets contact

Téléphone	+33 (0)1 76 32 19 93
Bloomberg IB Chat	Capital Markets Amundi ETF Capital Markets Amundi HK ETF

ETF Market Makers contact

BNP Paribas	+33 (0)1 40 14 60 01
Kepler Cheuvreux	+33 (0)1 53 65 35 25

Amundi contact

Amundi ETF
90 bd Pasteur
CS 21564
75 730 Paris Cedex 15 - France
Hotline : +33 (0)1 76 32 47 74
info-ett@amundi.com

Index Providers

THE SUB-FUND IS NOT SPONSORED, ENDORSED, SOLD OR PROMOTED BY STANDARD & POOR'S OR ITS AFFILIATES ("S&P"). S&P MAKES NO REPRESENTATION, CONDITION OR WARRANTY, EXPRESS OR IMPLIED, TO THE OWNERS OF THE SUB-FUND OR ANY MEMBER OF THE PUBLIC REGARDING THE ADVISABILITY OF INVESTING IN SECURITIES GENERALLY OR IN THE SUB-FUND PARTICULARLY OR THE ABILITY OF THE INDEX TO TRACK THE PERFORMANCE OF CERTAIN FINANCIAL MARKETS AND/OR SECTIONS THEREOF AND/OR OF GROUPS OF ASSETS OR ASSET CLASSES. S&P'S ONLY RELATIONSHIP BETWEEN S&P AND AMUNDI IS THE LICENSING OF CERTAIN TRADEMARKS AND TRADE NAMES AND OF THE INDEX, WHICH IS DETERMINED, COMPOSED AND CALCULATED BY S&P WITHOUT REGARD TO AMUNDI OR THE SUB-FUND. S&P HAS NO OBLIGATION TO TAKE INTO CONSIDERATION THE NEEDS OF AMUNDI OR OF INVESTORS IN DETERMINING, COMPOSING OR CALCULATING THE INDEX. S&P IS NOT LIABLE FOR AND HAS NOT PARTICIPATED IN THE DETERMINATION OF THE SUB-FUND'S PRICES AND NAV, IN THE TIMING OF THE ISSUANCE OR SALE OF THE SUB-FUND OR IN THE DETERMINATION OR CALCULATION OF THE EQUATION BY WHICH THE FUND SHARES ARE CONVERTED INTO CASH. S&P HAS NO OBLIGATION OR LIABILITY IN CONNECTION WITH THE ADMINISTRATION, MARKETING, OR TRADING OF THE SUB-FUND. S&P DOES NOT GUARANTEE THE ACCURACY AND/OR THE COMPLETENESS OF THE INDEX OR ANY DATA INCLUDED THEREIN AND S&P SHALL HAVE NO LIABILITY FOR ANY ERRORS, OMISSIONS, OR INTERRUPTIONS THEREIN. S&P MAKES NO WARRANTY, CONDITION OR REPRESENTATION, EXPRESS OR IMPLIED, AS TO RESULTS TO BE OBTAINED BY AMUNDI, INVESTORS, OR ANY OTHER PERSON OR ENTITY FROM THE USE OF THE INDEX OR ANY DATA INCLUDED THEREIN. S&P MAKES NO EXPRESS OR IMPLIED WARRANTIES, REPRESENTATIONS OR CONDITIONS, AND EXPRESSLY DISCLAIMS ALL WARRANTIES OR CONDITIONS OF MERCHANTABILITY OR FITNESS FOR A PARTICULAR PURPOSE OR USE AND ANY OTHER EXPRESS OR IMPLIED WARRANTY OR CONDITION WITH RESPECT TO THE INDEX OR ANY DATA INCLUDED THEREIN. WITHOUT LIMITING ANY OF THE FOREGOING, IN NO EVENT SHALL S&P HAVE ANY LIABILITY FOR ANY SPECIAL, PUNITIVE, INDIRECT, OR CONSEQUENTIAL DAMAGES (INCLUDING LOST PROFITS) RESULTING FROM THE USE OF THE INDEX OR ANY DATA INCLUDED THEREIN, EVEN IF NOTIFIED OF THE POSSIBILITY OF SUCH DAMAGES.

Important information

The information in this document is intended solely for institutional investors, professional, qualified or specialised investors and financial intermediaries. It is not intended for distribution to the general public, retail customers and private clients of any jurisdiction or those qualified as 'US Persons'. Moreover, all recipients in the European Union must qualify as "Professional" investors as defined by Directive 2004/39/EC of 21 April 2004 on Markets in Financial Instruments ("MiFID") or by each local legislation and in the case of Switzerland as a "Qualified Investor" within the meaning of the Swiss federal law on collective investments. This document shall not, under any circumstance, be sent within the European Union to non "Professional" investors as defined by the MiFID or, in Switzerland, to those investors which are not defined as "qualified investors" in the applicable law and regulations. Representative: CACEIS Bank, Paris, Nyon Branch / Switzerland, 35 route de Signy, 1260 Nyon, Switzerland (formerly "CACEIS Bank Luxembourg, Luxembourg, Nyon Branch", Switzerland. Paying agent: CA Indosuez (Suisse) S.A., 4 quai General Guisan, 1204 Geneva.

This document is designed exclusively for institutional, professional, qualified or sophisticated investors and distributors. It is not meant for the general public or private clients of any jurisdiction or those qualified as 'US Persons'. Approved investors in regard to the European Union are those which are defined as "Professional" investors in Directive 2004/39/EC of 21 April 2004 "MiFID" or, as the case may be, as defined under each local legislation and, insofar as the offer in Switzerland is concerned, "qualified investors" as set forth in the federal Law on Collective Investments (LPCC), the Ordinance on collective investments of 22 November 2006 (OPCC) and the FINMA 08/8 Circular regarding the legislation on collective investments of 20 November 2008. This document shall not, under any circumstance, be sent within the European Union to non "Professional" investors as defined by the MFI or under each local legislation, or in Switzerland to those investors which are not defined as "qualified investors" in the applicable law and regulations.